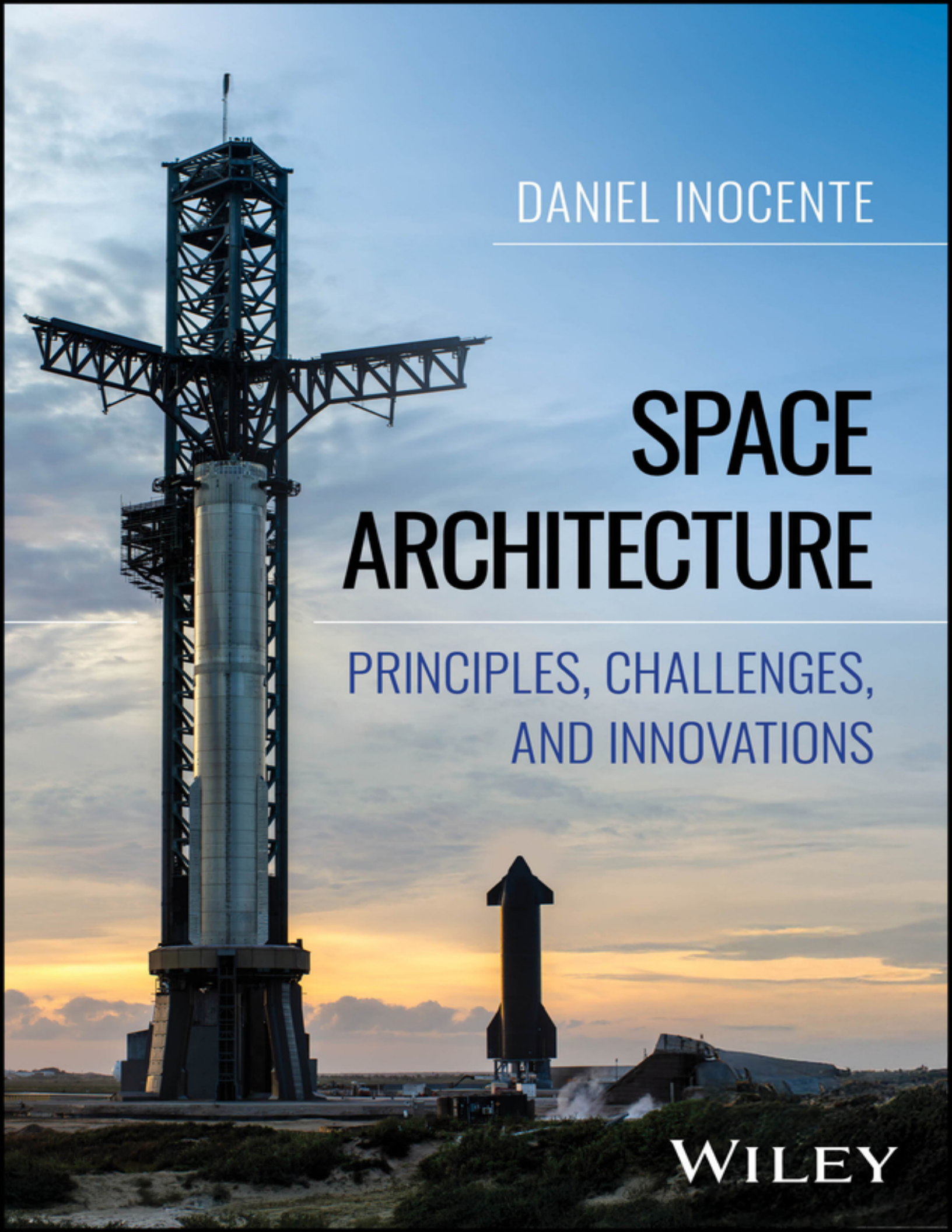

DANIEL INOCENTE

SPACE ARCHITECTURE

PRINCIPLES, CHALLENGES, AND INNOVATIONS

WILEY

Table of Contents

Cover
Table of Contents
Title Page
Copyright Page
Foreword
Preface
Introduction
Space Architecture
IMPORTANCE OF SPACE ARCHITECTURE
STATE OF SPACE ARCHITECTURE
BECOMING A SPACE ARCHITECT
Chapter 1: Intro to Space Habitat Design
1.1 THE IMPORTANCE OF HABITAT DESIGN IN SPACE MISSIONS
1.2 PRE-INTEGRATED HABITATS
1.3 PREFABRICATED HABITATS
1.4 IN SITU-DERIVED HABITATS
1.5 INTEGRATION OF HABITAT DESIGN ELEMENTS
1.6 FUTURE DIRECTIONS IN SPACE HABITAT DESIGN
REFERENCES
Chapter 2: Understanding Environmental Constraints
2.1 ENVIRONMENTAL CONSTRAINTS
2.2 THE HUMAN ELEMENT
2.3 MICROGRAVITY
2.4 EXTREME TEMPERATURES
2.5 VACUUM
2.6 IONIZING RADIATION
2.7 GCR AND SPE RADIATION

2.8 DEBRIS AND MICROMETEOROIDS
2.9 TERRAIN AND GEOLOGY
2.10 DUST MITIGATION
2.11 LONG-TERM SUSTAINABILITY
2.12 LIFE SUPPORT SYSTEMS
2.13 STRUCTURAL RESILIENCE
2.14 MODULAR DESIGN AND SCALABILITY
2.15 ENERGY SYSTEMS
2.16 COMMUNICATION SYSTEMS
REFERENCES
Chapter 3: Understanding Space Habitation
3.1 KEY CONSIDERATIONS IN HABITAT DESIGN
3.2 HUMAN FACTORS IN HABITAT DESIGN
3.3 SUSTAINABILITY AND RESOURCE UTILIZATION
REFERENCES
Chapter 4: Space Habitat Design
4.1 OVERVIEW OF THE DESIGN PROCESS
4.2 CONCEPTION AND INITIAL DESIGN
4.3 DETAILED PLANNING AND SYSTEM INTEGRATION
4.4 SYSTEMS ENGINEERING AND MATERIAL SELECTION
4.5 PROTOTYPING, TESTING, AND ITERATION
4.6 HUMAN IN THE LOOP TESTING
4.7 MANUFACTURING, ASSEMBLY, AND DEPLOYMENT
REFERENCES
Chapter 5: Destinations
5.1 MICROGRAVITY ENVIRONMENTS
5.2 LOW-EARTH ORBIT
5.3 DEEP SPACE
5.4 MOON

5.5 MOON'S EQUATORIAL REGIONS
5.6 MOON'S POLAR REGIONS
5.7 MARS
5.8 MARS EQUATORIAL REGIONS
5.9 MARS POLAR REGIONS
5.10 ASTEROIDS AND BEYOND
REFERENCES
Chapter 6: Transportation
6.1 LAUNCHING SYSTEMS
6.2 SPACE TUG
6.3 LANDERS
6.4 LAUNCH SCENARIOS
6.5 ORBITAL REFUELING SYSTEMS
REFERENCES
Chapter 7: Infrastructure
7.1 LAUNCH FACILITIES
7.2 MISSION CONTROL
7.3 POWER
7.4 RADIATORS
7.5 PRESSURIZED MOBILITY
7.6 EVA VEHICLES
7.7 LOGISTICS
7.8 IN SITU RESOURCE UTILIZATION
7.9 COMMUNICATIONS
7.10 CREW TRANSPORT
REFERENCES
Chapter 8: Identifying Habitat Architecture Requirements
8.1 MISSION SYSTEM ARCHITECTURE
8.2 HABITAT FEATURES

8.3 THERMAL MANAGEMENT SYSTEMS
8.4 POWER GENERATION AND DISTRIBUTION SYSTEMS
8.5 ENVIRONMENTAL CONTROL AND LIFE SUPPORT SYSTEMS
8.6 VOLUME REQUIREMENTS AND LAYOUT PLANNING
8.7 ENVIRONMENTAL PROTECTION
8.8 STRUCTURES
8.9 MECHANISMS
8.10 GUIDANCE, NAVIGATION, AND CONTROL (GNC)
8.11 RADIATION
8.12 EXTRAVEHICULAR ACTIVITY (EVA)
8.13 INTRA-VEHICULAR ACTIVITY (IVA)
REFERENCES
Chapter 9: Defining Habitat Functional Design Features
9.1 STRUCTURAL DESIGN AND MATERIAL SELECTION
9.2 INTERIOR LAYOUT AND CONFIGURATION
9.3 DEPLOYMENT MECHANISMS AND INTERFACES
9.4 RADIATION PROTECTION STRATEGIES
9.5 INTERFACES AND CONTROLS
REFERENCES
Chapter 10: Geometry and Spatial Design
10.1 OPTIMIZATION OF SPACE UTILIZATION
10.2 GEOMETRIC CONSIDERATIONS FOR HABITABILITY
10.3 SPATIAL ARRANGEMENT FOR EFFICIENCY
REFERENCES
Chapter 11: Human Factors and Crew Systems
11.1 CREW PSYCHOSOCIAL DYNAMICS
11.2 CREW INTERACTION SPACES
11.3 PERSONAL SPACE AND PRIVACY CONSIDERATIONS
11.4 EXERCISE IN SPACE

11.5 SAFETY PROTOCOLS AND EMERGENCY PROCEDURES
11.6 HUMAN-CENTERED DESIGN PRINCIPLES
11.7 LIGHTING AND ENVIRONMENTAL ENHANCEMENTS
11.8 WINDOWS AND VIEWS
REFERENCES
Chapter 12: Galley, Food Storage, and Preparation
12.1 FOOD PRESERVATION TECHNIQUES
12.2 MEAL PREPARATION IN MICROGRAVITY
12.3 STORAGE SOLUTIONS FOR LONG-DURATION MISSIONS
REFERENCES
Chapter 13: Mobility Architecture
13.1 MOBILITY SOLUTIONS
REFERENCES
Chapter 14: Resource Management Technologies
14.1 CLOSED-LOOP LIFE SUPPORT SYSTEMS
14.2 RESOURCE RECYCLING AND REUSE
14.3 ENERGY EFFICIENCY MEASURES
REFERENCES
Chapter 15: Manufacturability and Assembly
15.1 DESIGN FOR MANUFACTURING PRINCIPLES
15.2 IN-SPACE ASSEMBLY TECHNIQUES
15.3 MODULAR CONSTRUCTION APPROACHES
REFERENCES
Chapter 16: Advanced Materials and Technologies
16.1 ADDITIVE MANUFACTURING TECHNIQUES
16.2 SMART MATERIALS FOR ADAPTIVE SYSTEMS
16.3 ADVANCED RADIATION SHIELDING MATERIALS
REFERENCES
Chapter 17: Infrastructure and Master Planning

17.1 SITE SELECTION CRITERIA
17.2 INFRASTRUCTURE DEVELOPMENT
17.3 HABITABILITY CONSIDERATIONS
17.4 INTEGRATION WITH LUNAR ENVIRONMENT
REFERENCES
Chapter 18: Regulatory Compliance and Ethical Standards
18.1 INTERNATIONAL SPACE LAW
18.2 ETHICAL CONSIDERATIONS IN SPACE EXPLORATION
18.3 SAFETY AND RISK MANAGEMENT PROTOCOLS
REFERENCES
Chapter 19: Future Trends and Developments
19.1 INNOVATIONS IN SPACE HABITAT DESIGN
19.2 NEXT-GENERATION SPACE HABITATS
19.3 TRENDS IN INTERPLANETARY HABITATS
REFERENCES
Chapter 20: Conclusion
Glossary
Index
End User License Agreement

List of Illustrations

Space Architecture
Figure 1 International Space Station, NASA.
Figure 2 Artemis—Gateway, NASA.
Chapter 1
Figure 1.1 Inflated Transhab.
Figure 1.2 Quest Airlock Installation.
Figure 1.3 Regolith Advanced Surface Systems Operations Robot (RAS...

Chapter 2

Figure 2.1 MLI Blanket Incorporated Satellite.

Figure 2.2 Apollo 14, View of the Lunar Surface Toward the Northea...

Figure 2.3 JEM Airlock.

Figure 2.4 ECLSS System for the ISS.

Figure 2.5 Blanket of Thin Film Solar Cells.

Chapter 3

Figure 3.1 Rim of Shackleton Crater.

Chapter 4

Figure 4.1 Bigelow BEAM.

Figure 4.2 JEM Testing in the Neutral Buoyancy Simulator (NBS)....

Figure 4.3 3D-Printing Testing with Simulated Regolith.

Chapter 5

Figure 5.1 Satellites in Low Earth Orbit (Illustration).

Figure 5.2 The Moon's North Pole.

Figure 5.3 Gullies (Ravines) in Mars' Equatorial Regions.

Chapter 6

Figure 6.1 SpaceX's Starship HLS on the Moon for NASA Artemis.

Figure 6.2 H-II Transfer Vehicle.

Figure 6.3 Astrobotics Peregrine Lunar Lander.

Chapter 7

Figure 7.1 SLS Engine Being Moved for Assembly.

Figure 7.2 Partially Retracted Radiator of the ISS.

Figure 7.3 Lunar Terrain Vehicle Concept.

Chapter 8

Figure 8.1 Advanced Resistive Exercise Device (ARED).

Figure 8.2 Multilayer Insulation (MLI).
Figure 8.3 Roll-Out Solar Array (ROSA).
Figure 8.4 Heat Melt Compactor (HMC).
Figure 8.5 Cupola Module.
Figure 8.6 Bigelow Expandable Activity Module (BEAM).
Figure 8.7 Crew Lock Hatch in the Airlock Quest.
Chapter 9
Figure 9.1 Aerogel Posts Sandwiched Polymer Matrix Composite Panel...
Figure 9.2 Augmented Reality Being Used to Work on the Orion Heat ...
Chapter 10
Figure 10.1 A Cargo Transfer Bag.
Figure 10.2 Illustration of an EXPRESS Rack
Figure 10.3 Circular HALO Shell Design for the Lunar Gateway.
Chapter 11
Figure 11.1 Portable Fire Extinguisher.
Figure 11.2 View from Cupola Window.
Chapter 12
Figure 12.1 Lyophilization-2 Investigation on the ISS.
Figure 12.2 Vacuum Sealed Food Pouch.
Chapter 13
Figure 13.1 Mars Curiosity Rover.
Figure 13.2 Mars Curiosity Rover Mock-up.
Figure 13.3 Extravehicular Mobility Unit (EMU).
Figure 13.4 Mars Curiosity Rover rendered design, NASA.
Chapter 14
Figure 14.1 Prototype of MELiSSA.

Figure 14.2 Urine Processor Assembly (UPA).
Figure 14.3 CO_2 Scrubber (4BCO2) Unit.
Figure 14.4 OSCAR System.
Chapter 15
Figure 15.1 Inflated BEAM.
Figure 15.2 BEAM Docking Module View.
Figure 15.3 Symmetrical Design for the International Space Statio...
Figure 15.4 Canadarm2.
Figure 15.5 The International Space Station Elements.
Figure 15.6 The Destiny Laboratory Module.
Figure 15.7 The Columbus Laboratory Module.
Figure 15.8 BEAM, The Bigelow Expandable Activity Module Fully Ex...
Chapter 16
Figure 16.1 Metal 3D Printer.
Chapter 17
Figure 17.1 Artemis III Candidate Landing Sites.
Figure 17.2 Electrodynamic Dust Shield.
Chapter 18
Figure 18.1 Artemis Accords nations, NASA.
Figure 18.2 The signing of the Outer Space Treaty, United Nations.
Chapter 19
Figure 19.1 Foundation Surface Habitat.
Figure 19.2 Transit Habitat concept.
Figure 19.3 Transhab Concept Being Inflated.
Figure 19.4 Moon Village Concept.

OceanofPDF.com

SPACE ARCHITECTURE

Principles, Challenges, and Innovations

DANIEL INOCENTE

WILEY

OceanofPDF.com

Copyright © 2026 by John Wiley & Sons, Inc. All rights reserved, including rights for text and data mining and training of artificial intelligence technologies or similar technologies.

Published by John Wiley & Sons, Inc., Hoboken, New Jersey.
Published simultaneously in Canada.

No part of this publication may be reproduced, stored in a retrieval system, or transmitted in any form or by any means, electronic, mechanical, photocopying, recording, scanning, or otherwise, except as permitted under Section 107 or 108 of the 1976 United States Copyright Act, without either the prior written permission of the Publisher, or authorization through payment of the appropriate per-copy fee to the Copyright Clearance Center, Inc., 222 Rosewood Drive, Danvers, MA 01923, (978) 750-8400, fax (978) 750-4470, or on the web at www.copyright.com. Requests to the Publisher for permission should be addressed to the Permissions Department, John Wiley & Sons, Inc., 111 River Street, Hoboken, NJ 07030, (201) 748-6011, fax (201) 748-6008, or online at http://www.wiley.com/go/permission.

The manufacturer's authorized representative according to the EU General Product Safety Regulation is Wiley-VCH GmbH, Boschstr. 12, 69469 Weinheim, Germany, e-mail: Product_Safety@wiley.com.

Trademarks: Wiley and the Wiley logo are trademarks or registered trademarks of John Wiley & Sons, Inc. and/or its affiliates in the United States and other countries and may not be used without written permission. All other trademarks are the property of their respective owners. John Wiley & Sons, Inc. is not associated with any product or vendor mentioned in this book.

Limit of Liability/Disclaimer of Warranty: While the publisher and the authors have used their best efforts in preparing this work, including a review of the content of the work, neither the publisher nor the authors make any representations or warranties with respect to the accuracy or completeness of the contents of this work and specifically disclaim all warranties, including without limitation any implied warranties of merchantability or fitness for a particular purpose. No warranty may be created or extended by sales representatives, written sales materials or promotional statements for this work. The fact that an organization, website, or product is referred to in this work as a citation and/or potential source of further information does not mean that the publisher and authors endorse the information or services the organization, website, or product may provide or recommendations it may make. This work is sold with the understanding that the publisher is not engaged in rendering professional services. The advice and strategies contained herein may not be suitable for your situation. You should consult with a specialist where appropriate. Further, readers should be aware that websites listed in this work may have changed or disappeared between when this work was written and when it is read. Neither the publisher nor authors shall be liable for any loss of profit or any other commercial damages, including but not limited to special, incidental, consequential, or other damages.

For general information on our other products and services or for technical support, please contact our Customer Care Department within the United States at (800) 762-2974, outside the United States at (317) 572-3993 or fax (317) 572-4002.

Wiley also publishes its books in a variety of electronic formats. Some content that appears in print may not be available in electronic formats. For more information about Wiley products, visit our web site at www.wiley.com.

Library of Congress Cataloging-in-Publication Data Applied for:

ISBN Hardback: 9781394318100

Cover Design: Wiley
Cover Image: © New Point Press/Getty Images

OceanofPDF.com

Foreword

When Yuri Gagarin, Alan Shepard, and John Glenn made their historic space flights, they were enclosed in tiny spacecraft that provided a livable environment but allowed almost no ability to move around. The habitats for early space explorers were highly constrained in mass and volume. The only real “architectural” design decisions were for things like whether and where to put windows and the most efficient way to arrange displays and controls. Jim Lovell and Frank Borman spent 14 days in Earth orbit during the Gemini 7 mission sitting next to one another with no ability to move out of their seats. They commented that this would have been absolutely unbearable if they had been on Earth under the influence of gravity, but in the weightless environment of space, somehow the situation was tolerable. This was one of the early realizations that designing habitats for humans in space would need to change some of the basic principles of terrestrial architecture.

The Apollo lunar lander (LEM) was originally designed with seats for the two astronauts landing on the Moon. Under great pressure to reduce mass, it was realized that in weightlessness, and even in the Moon's 1/6 g environment, seats were not necessary. On the Moon, the astronauts had to sleep in small hammocks, which would have been extremely uncomfortable on the Earth; but the 1/6 g gravity on the Moon made sleeping much easier. Once again, we saw that Earth-based designs must be modified in the new environment of space.

Skylab was a breakthrough in providing a much larger habitat for astronauts to live and work in and taught us a lot about designing for long-duration spaceflight, not just to allow the crew to survive, but to keep them happy and able to perform useful work for extended periods. The third and final Skylab crew was in orbit during Christmas, and when they tried to find some colorful material to decorate their living space for the holidays, they realized that almost everything onboard had utilitarian colors, mostly white. With the exception of red safety warnings and gold Kapton foil, there was almost nothing colorful onboard. This may have been the first time that aesthetics was identified as a significant aspect of design for space habitats.

I was fortunate to have flown on five Space Shuttle missions. Shuttle flights were relatively short, and mission requirements were always paramount, so the design of the Shuttle was primarily utilitarian. However, astronauts had learned by this time to bring along their own decorations to liven up and humanize their environment. Today we are in the era of large space stations, where people are spending many months in space, and we are dreaming of exploring the Moon, Mars, and even beyond in the future, which will require much longer missions. Keeping crews physically and psychologically healthy on long missions is a challenge for future habitat design. This is the realm of "space architecture."

Since time immemorial, architects have created structures that provide usable interior spaces and at the same time are compatible with their external environments. Space architecture is no different in this respect, except that the external environment is far different than anything humans have dealt with before. Space architecture must be highly technical, since the systems required to keep people alive in the harsh, unforgiving environment of space are complex. But at the same time, space architecture needs to incorporate the non-physical needs of humans, to keep them happy and functional for long periods.

There is a wealth of published material about designing pressurized structures and life support systems. There have also been many studies about human factors and the psychological well-being of crews. What Daniel Innocente has accomplished in this book is to bring together the many disparate aspects of space architecture into a single, readable volume. The book is a well-constructed overview of the field and will be a valuable resource for anyone with an interest in the future of human space activities, from short tourist trips to space to exploration far beyond the Earth. As President Kennedy once said, "Space is the new ocean…," and just as naval architects learned to provide safe, livable environments at sea, space architects will do this for the new ocean of space. This book is an excellent way to learn about how this will be accomplished.

Jeffrey A. Hoffman, Ph.D.
MIT Professor (Dept. of Aeronautics and Astronautics)
NASA Astronaut (ret.)

OceanofPDF.com

Preface

Architecture is the practice of organizing relationships between people, the environment, resources, and technology. It creates the physical and systemic conditions that make human life possible, especially when those conditions must be carefully designed and engineered.

For me, architecture has always been about more than form. I was drawn to it as a way to understand how systems interact, how technology, space, environment, and human behavior influence one another. I became fascinated by environments where architecture does more than provide shelter. It must generate, manage, and sustain the resources we depend on: air, water, energy, structure, and psychological well-being. That interest led me to look beyond traditional practice toward a future where architecture is deeply integrated with science, engineering, and planetary systems.

As an architect, my path into space architecture wasn’t a straight line. It began with a broader interest in how we build under constraint, whether due to scale, environment, or mission. Over time, I became more focused on how architecture and technology could work together to support human life in extreme conditions. That interest pushed me to learn from other fields, including aerospace engineering, industrial design, systems thinking, and space exploration. Today, that cross-disciplinary mindset shapes how I approach every project.

I grew up in Los Angeles, a city that encourages experimentation. It is a place where creative ambition and technical problem-solving often happen side by side. What makes a city like LA unique is how disciplines overlap. Aerospace, architecture, entertainment, robotics, and computing are all part of the same fabric. Companies like SpaceX, Northrop Grumman, and Vast Space either started or operate there. Institutions such as Caltech, UCLA, USC, SCI-Arc, and ArtCenter continue to produce some of the world’s leading architects, engineers, scientists, artists, and researchers. NASA JPL, just a short drive from downtown, continues to expand our understanding of the universe. Growing up in that environment, the connection between design, technology, and exploration felt natural.

It’s no surprise that space architecture captured my interest. The field forces us to ask fundamental questions: What does a person need to live? How do systems support one another when there is no backup? How do we create environments that protect not only the body, but also the mind? These are not theoretical concerns. They are being addressed right now by scientists, designers, and engineers preparing for missions to the Moon, Mars, and beyond.

This book explores how design helps answer those questions. It is written for architects, engineers, students, and researchers who want to understand how space architecture works and why it matters. Each chapter examines the systems that make space habitation possible, including life support, energy, materials, robotics, construction, and human-centered design. But it always returns to the same idea: the goal of space architecture is not just to function, but to support human life in every sense.

At the same time, this book examines how space architecture drives innovation on Earth. Technologies developed for missions such as closed-loop systems, modular structures, autonomous construction methods, and in-situ resource utilization are already being applied in remote, resource-scarce, or climate-challenged environments. Designing for the most extreme conditions helps us focus on what matters most. The lessons we learn in space also apply to Earth in direct and impactful ways.

Space architecture is no longer a future concept. It is happening now. Programs like Artemis and commercial platforms, along with new technology innovations, are all shaping how we live today and how will live beyond Earth. The challenge is no longer just about getting there. It is about how we create the environments that will allow us to live once we arrive.

This book is my contribution to that effort. It brings together work across disciplines, shaped by practice, research, and collaboration. Whether you are designing habitats for orbit, infrastructure for the Moon, or more resilient systems here on Earth, I hope these chapters offer useful insight and a new way to think about what design, engineering, and technology can contribute to humanity’s future.

Daniel Inocente, AIA
Architect

New York, 2025

OceanofPDF.com

Introduction

This book is designed for architects, engineers, researchers, and enthusiasts captivated by the prospect of designing the future of humanity in space. It offers a comprehensive exploration of the principles, challenges, and innovations that define space architecture, aiming to empower readers to contribute meaningfully to this emerging field.

The goal of this book is to address one of humanity's greatest challenges and opportunities: creating sustainable and habitable environments beyond Earth, which is essential if we are to become a spacefaring civilization. The successful development of such environments will be a testament to human ingenuity and our relentless pursuit of exploration. Designing space habitats involves integrating diverse space systems and infrastructures, requiring a multidisciplinary approach that blends advanced engineering with architectural design. This process pushes the boundaries of what is possible, shaping the future of living under extreme conditions.

Serving as a comprehensive guide, this book delves into the core principles, challenges, and innovations in space architecture. It provides valuable insights into the rigorous planning and creative thinking needed to develop space systems capable of supporting human life beyond Earth. Readers will discover the intricate and collaborative efforts necessary to make space habitation a reality.

At the heart of long-term human space exploration lies the need for safe, efficient, and comfortable living spaces. Space architecture requires a deep understanding of systems, principles, and technologies, such as environmental control, life support systems, material sciences, and even psychology—fields beyond traditional architecture. Each chapter of this book covers specific aspects of space architecture, ranging from fundamental requirements like power systems and life support to human-centered considerations such as ergonomics and psychological well-being. This holistic approach establishes a foundation for understanding the complex interplay between various systems and underscores the importance of an integrated design approach.

A special emphasis is placed on space habitation and the human factors that are critical for long-duration missions. Maintaining crew morale and performance in isolated, confined, and extreme environments is essential. Effective habitation design hinges on thoughtful mission planning, system integration, and resilient infrastructure, all of which address the unique challenges presented by extraterrestrial environments.

Looking to the future, it is increasingly important to identify key emerging technologies and materials that can revolutionize habitat design. Advancements such as additive manufacturing, smart materials, and in situ resource utilization offer new possibilities for constructing adaptive, resilient, and sustainable habitats. This book concludes with reflections on the ethical and regulatory considerations in space exploration, emphasizing the responsibility that comes with expanding human presence beyond Earth.

By exploring the past, present, and future of space architecture, this book invites readers to join in the endeavor of creating sustainable human habitats beyond our planet. As space exploration progresses, the role of architects and designers will be instrumental in shaping the environments that will support humanity’s next frontier.

OceanofPDF.com

Space Architecture

Architecture, one of the oldest and most influential human disciplines, stands as a testament to our society’s ingenuity and adaptability.. From the grandeur of the pyramids in ancient Egypt to the soaring skyscrapers of modern cities, architecture has not only shaped our physical environment but also influenced the way we live, work, and interact. It is a field that merges art, engineering, and science, requiring a deep understanding of human needs, culture, aesthetics, functionality, and technological advancements. Now, as humanity sets its sights beyond Earth, the discipline of architecture is evolving to encompass an unprecedented frontier: Space Architecture.

Space architecture is a dynamic field situated at the intersection of design, engineering, and science. It focuses on creating habitable environments beyond Earth, playing a critical role in humanity's extraterrestrial endeavors. This discipline encompasses the design and construction of habitats on other planets, in orbit, and on the Moon, as well as the necessary infrastructure and vehicles to transport humans and cargo. It is not just about building structures in space but also about ensuring the safety, comfort, and psychological well-being of those who will inhabit these new environments.

The significance of space architecture has grown exponentially as space agencies and private enterprises ramp up efforts to explore, utilize space resources, and establish permanent human settlements on the Moon and Mars. The need for sustainable space habitats is crucial as humanity looks to extend its presence beyond Earth. Space architecture addresses the unique challenges posed by the harsh conditions of outer space, including extreme temperatures, radiation, microgravity, and isolation. This requires a holistic approach that integrates advanced technologies and materials while prioritizing human needs.

NASA defines "**A**rchitecture" in the context of space exploration as a comprehensive plan detailing the systems, standards, and collaborations necessary for sustainable, human-led missions to the Moon and Mars. This encompasses not only the technology and infrastructure but also the human

resources, training, and logistical support required to achieve long-term exploration goals.

At the core of space architecture are propulsion systems that transport humans and cargo across vast distances, life support systems that ensure a continuous supply of breathable air and clean water, and habitat modules that protect inhabitants from the vacuum of space and cosmic radiation. Equally critical are communication networks that maintain contact with Earth, robotic systems that assist in construction and maintenance, and sustainable power solutions such as advanced solar arrays and compact nuclear reactors. Together, these elements form an ecosystem that not only sustains life but also expands our ability to explore new frontiers.

Human factors are central to space architecture. The design of habitats must prioritize the health, safety, and comfort of astronauts, who face physical and psychological challenges during extended missions. Training programs prepare astronauts not only for the technical challenges of space but also for the psychological effects of isolation and confinement. These programs foster resilience, adaptability, and teamwork—essential qualities for thriving in the extreme conditions of space.

Logistics and supply chains play a vital role in supporting space missions, ensuring the continuous flow of materials, equipment, and provisions. The development of reusable launch systems and in situ resource utilization (ISRU) technologies are paving the way for more efficient and sustainable missions. ISRU, for example, involves extracting and using resources available on the Moon or Mars, such as water ice for drinking water, oxygen, and rocket fuel.

The success of space architecture depends on collaboration between international space agencies, private companies, academic institutions, and research organizations. By pooling knowledge, resources, and expertise, these partnerships foster innovation and accelerate the development of new technologies needed for lunar and Martian colonization. The International Space Station (ISS) (Figure 1) is a prime example of international cooperation, serving as a hub for advancing space habitat technologies and demonstrating the potential of modular construction and recycling systems.

As humanity progresses toward becoming a multi-planetary species, the demand for sustainable and livable space structures grows. Space architects

are tasked with designing environments that can sustain life in the harsh conditions of space, employing innovative methods to ensure the safety, comfort, and well-being of astronauts. These efforts will ultimately facilitate extended missions and the establishment of permanent bases on the Moon and Mars.

The field of space architecture propels innovation by challenging the limits of what is technically and materially feasible. The ISS, with its modular construction and advanced recycling systems, exemplifies the complexity and interdisciplinary collaboration required in space architecture. Lessons learned from the ISS have led to advancements in energy efficiency, waste recycling, and life support systems that have applications on Earth.

Figure 1 International Space Station, NASA.

Space architecture is not just about creating functional structures but also focuses on the psychological and social well-being of astronauts. Habitats are designed with comfort features such as sleeping quarters, exercise facilities, and windows for Earth observation to boost morale and reduce the psychological impact of isolation. The discipline blends architecture, engineering, medicine, psychology, and other fields, pushing the boundaries of design and technology.

As humanity extends its reach deeper into space, the role of space architecture will continue to grow. This field not only enhances our capacity to explore but also enriches our understanding of how to build sustainable environments in the most extreme conditions. Space architecture is more than just a technical challenge; it is a vital endeavor that could shape the future of human civilization beyond Earth.

IMPORTANCE OF SPACE ARCHITECTURE

Space Architecture is essential for advancing human presence beyond Earth and has significant implications for life on our planet. This discipline goes beyond designing functional structures in space—it fosters innovation, inspires global collaboration, and contributes to solving challenges both in space and on Earth. Below are key drivers highlighting the importance of space architecture:

Advancing Space Exploration:

Space architecture is foundational to humanity's efforts to explore and inhabit the cosmos. It enables long-duration missions, supports visions of permanent settlements on other planets, and provides the infrastructure needed for scientific research, resource extraction, and interplanetary travel. By addressing challenges such as radiation protection, microgravity adaptation, and life support systems, space architecture directly contributes to making these ambitions achievable.

Innovation and Technology Transfer:

Technological advancements and material innovations developed through space architecture often find applications on Earth. For instance, recycling

technologies used in life support systems aboard the International Space Station (ISS) have informed water purification methods for remote and arid regions on Earth. Similarly, sustainable building materials and energy-efficient systems designed for space inspire green architecture and renewable energy solutions. These innovations help address pressing global challenges, from water scarcity to climate change.

Interdisciplinary Collaboration:

Space architecture exemplifies interdisciplinary collaboration, uniting architects, engineers, scientists, psychologists, and other experts to solve complex problems. This synergy fosters innovation, allowing insights from different fields to converge into groundbreaking solutions. The collaborative model of space architecture serves as a blueprint for tackling global challenges, such as sustainable urban development and climate adaptation, through integrated approaches.

Education and Inspiration:

The challenge of designing habitable environments in the extreme conditions of space captures the imagination of people worldwide. Space architecture inspires the next generation of architects, engineers, and scientists, motivating them to pursue careers in STEM (Science, Technology, Engineering, and Mathematics). It fosters creative thinking and problem-solving, encouraging students to push boundaries and envision new possibilities for humanity's future.

Global Cooperation:

Space architecture relies on international partnerships, as exemplified by the International Space Station, where agencies from multiple nations collaborate to achieve shared goals. These partnerships demonstrate the potential for global unity and cooperation in addressing challenges beyond Earth. The collaborative efforts required for space exploration set a precedent for tackling complex issues like climate change and global health crises through shared knowledge, resources, and ambitions.

Human Resilience and Adaptability:

Space architecture challenges us to adapt to environments vastly different from Earth. Designing for extreme conditions—such as microgravity, radiation, and resource scarcity—requires innovative thinking and

resourcefulness. These lessons in resilience and adaptability can be applied to Earth, helping communities build systems that withstand natural disasters, resource shortages, and environmental degradation.

Space architecture is important not only for its direct contributions to space exploration but also for its impact on life on Earth through technological and material innovation, interdisciplinary collaboration, educational inspiration, and global cooperation. These aspects of space architecture drive forward our capabilities in space while also enhancing sustainability, efficiency, and international unity back on our home planet.

STATE OF SPACE ARCHITECTURE

Space Architecture has been experiencing rapid evolution due to a renaissance in international human space exploration initiatives. The intersection of advancing technologies, international collaboration, and commercial investment is pushing the boundaries of what's possible, leading to innovative designs and concepts that aim to make living and working in space a reality. NASA's Artemis Program aims to return humans to the Moon and establish a sustainable presence by the end of the decade, serving as a stepping stone for future Mars exploration. Space architecture plays a critical role in the Artemis program, with several key projects and plans. Here are some highlights of the current state of space architecture, including commercial examples and future plans associated with NASA's Artemis program.

SpaceX's Starship: Designed by SpaceX, the Starship spacecraft is a fully reusable system intended for missions to Mars, the Moon, and potentially beyond. It represents a significant piece of space architecture, with its design focused on carrying humans and cargo to deep space destinations. SpaceX's vision for Starship includes developing sustainable habitats on Mars, demonstrating the company's commitment to advancing space architecture for long-term human settlement.

Blue Origin's Blue Moon Lander: Blue Origin is developing various versions of the Blue Moon lander, aiming to deliver a variety of payloads to the lunar surface. While primarily a cargo lander, Blue Moon represents a step toward creating the infrastructure necessary for human presence on the

Moon, including habitats and life support systems. Blue Origin envisions leveraging this technology to support future human missions and lunar permanence.

Axiom Space's Commercial Space Station: Axiom Space plans to build the world's first commercial space station, intending to attach its modules to the International Space Station (ISS) before eventually detaching to form an independent, commercial station. This project is a direct application of space architecture, involving the design and construction of habitable spaces that will support research, manufacturing, and tourism in low Earth orbit.

Lunar Gateway: Part of NASA's Artemis program includes the Lunar Gateway, a planned space station in lunar orbit that will serve as a solar-powered communication hub, science laboratory, short-term habitation module, and holding area for rovers and other robots. The Gateway is a prime example of space architecture, requiring innovative solutions for life support, sustainability, and adaptability in the harsh environment of space.

Artemis Base Camp: NASA envisions the Artemis Base Camp on the Moon's surface as a long-term outpost for astronauts. The camp will include mobility systems to explore the lunar surface, habitats for crew, and infrastructure for power, communications, and life support. The development of the Artemis Base Camp will require extensive contributions from space architecture, focusing on the sustainability and habitability of lunar structures.

HLS (Human Landing System) Contracts: NASA has awarded contracts to companies like SpaceX for developing human landing systems capable of transporting astronauts from lunar orbit to the Moon's surface and back. These systems are integral components of the Artemis architecture, requiring innovative design and engineering to safely carry humans to the Moon and support their activities on the lunar surface.

The current state of space architecture is characterized by a blend of ambitious commercial ventures and strategic governmental programs. These efforts are laying the groundwork for future human activities in space, from low Earth orbit to the Moon and eventually Mars. The field continues to evolve, driven by advancements in technology, international cooperation, and the vision of making human life sustainable beyond Earth.

BECOMING A SPACE ARCHITECT

Pursuing a career in space architecture requires a blend of creativity, technical expertise, and a commitment to sustaining human life in extreme environments. This field transcends traditional architecture and engineering, challenging professionals to envision how humanity can live, work, and thrive beyond Earth's atmosphere. It demands a deep understanding of the delicate balance between human needs and the unforgiving nature of space.

A solid educational foundation in architecture, aerospace engineering, or a related discipline is essential for aspiring space architects. Typically, individuals begin with a bachelor's degree in architecture, engineering, or a related field, equipping them with essential knowledge of design principles, structural integrity, and environmental considerations. Programs in aerospace engineering provide grounding in the mechanics of flight and spacecraft design, fundamental to space architecture. Continuing education with a graduate degree in space architecture, aerospace engineering, or space studies deepens understanding of space habitats. For instance, the University of Houston offers a Master of Science in Space Architecture, focusing on designing habitats that withstand harsh conditions like extreme temperatures and high radiation.

Similarly, Arizona State University provides a Master of Science in Design with a concentration in Space Architecture and Extreme Environments, combining elements of architecture, aerospace engineering, industrial design, and environmental design to equip students with the knowledge and skills to design sustainable habitats, structures, and systems for future space missions and inhabitation. Practical experience through internships and fellowships at organizations such as NASA or companies like SpaceX offers invaluable insights into real-world challenges, from designing for microgravity to creating systems that prioritize astronaut well-being.

Practical experience plays a critical role in the journey of a space architect. Internships provide hands-on opportunities to work on projects like the International Space Station or Mars habitat simulations, exposing students to innovative problem-solving and multidisciplinary collaboration. Foundational skills such as proficiency in CAD software and systems engineering are essential, while creativity and innovative thinking drive the boundaries of design further. These projects offer a platform for integrating

technical expertise with human-centered considerations, ensuring that habitats are not only functional but also psychologically supportive.

Space architecture draws on several disciplines to address the complex demands of extraterrestrial living. Architecture and design focus on creating functional, livable, and visually appealing habitats that maximize space use and ensure long-term habitability. Examples like the Lunar Gateway (Figure 2) demonstrate how compact yet functional designs support astronaut operations and well-being. Aerospace engineering plays a crucial role in designing structures and systems that endure the vacuum of space and varying gravitational forces. Environmental science and sustainability are vital to space habitats, where closed-loop life support systems recycle air, water, and waste. Techniques like in situ resource utilization, such as using lunar or Martian soil for construction, reduce dependency on Earth-based materials, enhancing sustainability. Human factors and ergonomics prioritize astronaut health and comfort, integrating elements that reduce isolation and stress, such as communal spaces and virtual reality interfaces. Robotics and automation ensure the construction, maintenance, and operation of habitats in challenging and remote environments, minimizing human exposure to hazards.

Designing for space presents unique challenges. The harsh conditions of space—zero gravity, vacuum environments, temperature extremes, and radiation—demand innovative materials and engineering solutions that are lightweight and resilient. Resource constraints necessitate efficient designs, with modular components that can be transported and assembled easily becoming a focal point. Economic and logistical limitations, such as the high costs of transporting materials to space, require architects to meticulously plan every aspect of a design. These challenges drive innovation, encouraging architects to develop solutions that maximize efficiency while minimizing cost. Additionally, human health and well-being remain paramount. The success of long missions depends on habitats that support physical health, mental resilience, and positive social interaction among crew members.



Figure 2 Artemis—Gateway, NASA.

Despite the challenges, space architecture offers unique opportunities. Advancements in technology, particularly in materials science, robotics, and artificial intelligence, provide tools for creating efficient and sustainable habitats. For instance, 3D printing using in situ resources enables the construction of habitats with minimal reliance on materials from Earth, while robotics allow for autonomous construction and maintenance. Collaborations with leading organizations like NASA, ESA, SpaceX, Lockheed Martin, and Blue Origin as well as newer companies open doors to groundbreaking projects and interdisciplinary teamwork. Beyond extraterrestrial applications, the innovations of space architecture have a significant impact on Earth. Closed-loop systems for resource management, developed for space habitats, are being adapted for use in remote and resource-limited areas on our planet. Similarly, energy-efficient technologies and sustainable design principles pioneered for space are influencing urban architecture and disaster resilience, creating a beneficial exchange of ideas between Earth and space.

The path to becoming a space architect is challenging but immensely rewarding. It requires a foundation of education, practical training, and a passion for innovation. The field's unique challenges, stemming from the harsh conditions of space, are matched by its potential to shape the future of human habitation beyond Earth. By integrating architecture, engineering, environmental science, human factors, and robotics, space architects are at the forefront of humanity’s quest to explore and inhabit the final frontier. This journey not only offers personal fulfillment but also contributes to the advancement of human knowledge and capability, paving the way for a future where living beyond Earth becomes a reality.

OceanofPDF.com

Chapter 1
Intro to Space Habitat Design

1.1 THE IMPORTANCE OF HABITAT DESIGN IN SPACE MISSIONS

Space habitat design lies at the heart of human space exploration, serving as a critical bridge between the hostile environments of space and human survival needs. These habitats not only ensure the safety of astronauts but also support their physical and psychological health, enabling productive and extended missions. The design of these habitats requires a multidisciplinary approach that blends engineering precision, architectural innovation, biological considerations, and an understanding of human factors to create sustainable, livable environments.

One of the foremost challenges in space habitat design is ensuring structural integrity against the extreme environmental conditions of space. Habitats must endure vacuum conditions, microgravity, and extreme temperature variations ranging from −157°C in shadow to over 121°C in sunlight (NASA, 2023). Advanced structural systems like tensegrity structures are often employed, optimizing strength and material efficiency while minimizing mass. These systems reduce launch costs by leveraging lightweight, high-tensile materials such as carbon composites (Chen et al., 2020). For example, tensegrity principles have informed designs for inflatable habitats like NASA's TransHab (Figure 1.1), which uses Kevlar fabric layers for protection and internal pressurization.



Figure 1.1 Inflated Transhab.

Source: NASA / Public Domain

Equally vital are life support systems, which must supply oxygen, water, and food while recycling waste to ensure long-term sustainability. Innovative approaches like closed-loop systems mimic Earth's natural ecosystems, where resources are continually reused. NASA's Environmental Control and Life Support System (ECLSS), deployed on the International Space Station (ISS), demonstrates these principles by recycling 90% of water from urine and condensation into potable water (Quantius et al., 2014). Future designs aim to improve efficiency further by integrating bioregenerative systems, such as algae-based oxygen production and hydroponic farming.

Radiation poses another significant risk, especially during long-term missions or habitation on planetary surfaces like Mars, where cosmic rays and solar flares are unmitigated by a magnetic field. The Mars Science Laboratory confirmed radiation levels on Mars can exceed 200 mSv annually, necessitating advanced shielding strategies (Hassler et al. 2014). Habitats designed for deep-space missions use multilayered protective materials, such as polyethylene and hydrogen-rich compounds, which absorb radiation more effectively than metals. Hybrid designs also incorporate regolith-based shielding for surface habitats, combining robotic mining with 3D-printing technologies to create protective shells on-site.

Microgravity affects both the physical design of habitats and astronaut health. Interiors must include features like handholds, foot restraints, and modular workstations to support mobility and functionality. Health countermeasures are integral, with exercise equipment like resistive treadmills preventing muscle atrophy and bone loss, which can occur at the rate of 1–2% monthly without intervention (Simon & Toups, 2014). Psychological well-being is another priority, achieved through private sleeping quarters, communal recreational spaces, and visual connections to Earth via windows or virtual systems. The ISS Cupola, for example, provides astronauts with panoramic views of Earth, which have been shown to reduce stress and enhance morale (Vogler & Jørgensen, 2005).

The constraints of mass and volume necessitate efficient, compact designs that maximize habitable space while maintaining functionality. Modular

systems, inspired by ergonomic architecture, integrate multifunctional furniture and collapsible elements. Safety and redundancy are also paramount, with critical systems requiring backups to ensure uninterrupted operations during failures. For instance, the ISS employs triple-redundant systems for life support and power generation, enhancing resilience and mission success (Cohen, 1998).

The role of space habitat design becomes even more crucial as humanity prepares for extended missions to Mars or permanent lunar bases. These designs must not only protect and sustain life but also foster innovation, adaptability, and collaboration, paving the way for a sustainable human presence beyond Earth.

1.2 PRE-INTEGRATED HABITATS

Pre-integrated habitats represent a foundational approach to space habitat design, where the entire structure is manufactured, outfitted, and rigorously tested on Earth before being launched into space. This method prioritizes reliability and efficiency, ensuring that all components, including life support systems, structural frameworks, and operational subsystems, are fully operational upon deployment. Pre-integrated designs are particularly suited for missions where rapid setup and immediate functionality are critical, such as crewed orbital missions or short-duration planetary explorations.

The construction and testing processes for pre-integrated habitats are meticulous. Each habitat undergoes environmental simulations replicating the vacuum, radiation, and temperature extremes of space. For example, the Bigelow Expandable Activity Module (BEAM), delivered to the ISS in 2016, underwent extensive prelaunch testing to confirm its resistance to micrometeoroid impacts, vacuum conditions, and thermal fluctuations (Hong et al., 2018). These tests are crucial for identifying vulnerabilities and ensuring operational integrity before launch, reducing the risk of failure in space.

Despite their advantages, pre-integrated habitats face significant limitations due to the constraints of launch vehicle payloads. The dimensions and mass of these habitats must fit within the payload fairing, often limiting their

scale and complexity. For instance, SpaceX's Falcon nine rocket offers a payload fairing diameter of 5.2 meters, restricting the maximum width of pre-integrated structures. Engineers must carefully balance functionality with these physical constraints, designing habitats that meet mission requirements while optimizing available space. Dynamic loads during launch, including vibrations and accelerations, further challenge the structural integrity of pre-integrated systems, necessitating robust designs that can withstand these forces.

While pre-integrated habitats excel in delivering immediate usability, their scalability remains limited. This limitation becomes apparent in missions requiring larger or more flexible living spaces, such as Mars colonization or lunar bases. As mission durations extend, the need for habitats with greater volume and adaptability becomes imperative. For instance, NASA's Deep Space Gateway concept envisions a modular lunar orbital platform, combining pre-integrated and expandable elements to overcome these limitations.

Advances in launch technology may alleviate some of the constraints associated with pre-integrated habitats. Innovations like SpaceX's Starship, with its 9-meter diameter payload capacity, offer the potential to launch larger, more complex habitats. However, the reliance on such technologies underscores the interdependence between habitat design and space transportation systems. Until significant advancements are achieved, pre-integrated habitats will remain a critical but constrained component of space exploration.

Ultimately, pre-integrated habitats exemplify a robust solution for missions prioritizing reliability and rapid deployment. Their extensive prelaunch testing and integration ensure safety and functionality, making them invaluable for short-term missions or as initial footholds in extraterrestrial environments. However, addressing their limitations will be essential for enabling more ambitious, long-duration exploration goals.

1.3 PREFABRICATED HABITATS

Prefabricated habitats offer a more adaptable and scalable alternative to pre-integrated designs, leveraging modular construction principles to optimize

transport, assembly, and functionality. These habitats are partially manufactured on Earth, with components compactly stowed for launch and assembled at their destination. This approach allows for more efficient use of payload space and supports the creation of larger, more complex structures suited for long-duration missions or permanent settlements.

A hallmark of prefabricated habitats is their use of deployable systems, such as origami-inspired designs, which enable significant volume expansion postlaunch. The Miura-ori folding pattern, for example, has been widely studied for its ability to maximize stowage efficiency while allowing for seamless deployment (Defillion & Schenk, 2023). These systems reduce the logistical challenges of launching large structures, enabling habitats to unfold or inflate into spacious configurations once they reach their destination. The Japanese Aerospace Exploration Agency (JAXA) has explored similar principles in its designs for lunar surface habitats, demonstrating the feasibility of creating expansive living areas from compact modules.

Assembly of prefabricated habitats often involves a combination of robotic and human efforts. Advanced robotic systems, such as autonomous arms and drones, are increasingly utilized to handle the precise alignment and connection of habitat modules. For instance, the Canadaarm2 (Figure 1.2), deployed on the ISS, serves as precursor for more complex assembly robots capable of constructing habitats in microgravity or on planetary surfaces. Human astronauts play a complementary role, focusing on intricate tasks that require adaptability and problem-solving skills, such as calibrating subsystems or conducting final inspections.

Figure 1.2 Quest Airlock Installation.

Source: NASA / Public Domain

Prefabricated habitats also benefit from the partial integration of critical subsystems before launch. Life support, power, and communication systems are often preinstalled and tested to ensure reliability. This integration minimizes assembly time and allows habitats to become operational more quickly. Moreover, the modular nature of these habitats supports future expansion, enabling missions to scale up their living and working spaces as needed. For example, ESA's Moon Village concept envisions a network of interconnected prefabricated modules, allowing incremental growth over time.

The flexibility provided by prefabricated designs is particularly advantageous for establishing permanent extraterrestrial bases. By enabling incremental assembly and adaptation, these habitats can accommodate diverse mission needs, from scientific research to resource extraction and industrial development. However, challenges remain, particularly in optimizing the durability of lightweight materials used in modular systems. Engineers must balance the need for reduced mass with the structural demands of extreme environments, such as the Martian surface.

Prefabricated habitats represent a dynamic solution for modern space missions, combining compact transportability with expansive post-deployment functionality. Their modular construction and adaptability make them an important part of future exploration strategies, supporting humanity's transition from short-term missions to permanent off-world settlements.

1.4 IN SITU-DERIVED HABITATS

In situ-derived habitats epitomize sustainable space exploration, utilizing locally available resources to construct living and operational spaces. This approach reduces dependency on Earth-supplied materials, significantly lowering mission costs and enhancing logistical feasibility. By leveraging extraterrestrial resources, these habitats align with the principles of a circular economy, fostering innovation in both space and terrestrial construction technologies.

The construction of in situ habitats relies on advanced robotic systems and additive manufacturing techniques. For instance, NASA's Regolith Advanced Surface Systems Operations Robot (RASSOR) (Figure 1.3) is designed to excavate lunar regolith, which can then be processed into building materials through microwave sintering or 3D printing. These methods transform raw materials into durable components capable of withstanding harsh conditions, including radiation and thermal extremes (Bodiford et al., 2005). A 2019 NASA study demonstrated the feasibility of creating 3D-printed structures from simulated Martian soil, highlighting the potential for large-scale construction using local materials.



Figure 1.3 Regolith Advanced Surface Systems Operations Robot (RASSOR).

Source: NASA / Public Domain

Collaboration between robotic and human operators is central to the construction process. Robots perform heavy lifting, excavation, and assembly tasks, minimizing human exposure to hazardous conditions. Humans focus on tasks requiring complex decision-making or fine adjustments, such as integrating life support systems or ensuring structural precision. This symbiotic approach optimizes efficiency while ensuring safety and reliability.

Integrating Earth-manufactured subsystems, such as airlocks and communication arrays, is a critical aspect of in situ habitat design. These components must seamlessly interface with locally constructed elements, requiring meticulous planning and adaptability. Studies have explored hybrid designs that combine regolith-based structures with inflatable modules, offering enhanced protection and flexibility. For example, ESA's Lunar Habitat project integrates 3D-printed regolith shells with lightweight internal modules, achieving a balance between durability and comfort.

In situ habitats also offer unparalleled scalability. By utilizing local resources, these habitats can expand to accommodate larger crews or additional facilities without incurring significant transportation costs. This scalability is crucial for establishing permanent bases, where spacious living quarters, laboratories, and recreational areas enhance the quality of life for inhabitants. However, challenges such as maintaining structural integrity and ensuring consistent material properties across large constructions remain areas of active research (Sanders et al., 2012).

In situ-derived habitats represent a transformative vision for space exploration, enabling sustainable and cost-effective settlement on other planets. By harnessing local resources, these habitats not only address the logistical challenges of space habitation but also pave the way for long-term human presence in extraterrestrial environments.

1.5 INTEGRATION OF HABITAT DESIGN ELEMENTS

The integration of habitat design elements is a complex process requiring seamless coordination between various systems and subsystems to create a functional, safe, and sustainable environment. Effective integration is vital to ensure that structural, operational, and human factors work in harmony. This process becomes even more critical in the challenging conditions of space, where redundancy, reliability, and resource optimization are paramount.

One key aspect of integration involves harmonizing structural systems with life support, power generation, and thermal regulation systems. For example, the ISS demonstrates a sophisticated balance of these elements. The station's aluminum modules are designed to house pressurized environments while also supporting external solar arrays, which generate electricity for life support and scientific equipment. Thermal regulation is achieved through radiators that dissipate excess heat into space, maintaining internal temperatures within habitable ranges. These systems operate in tandem, ensuring the uninterrupted functionality of the station's core systems.

Human factors also play a pivotal role in habitat integration. Designers must account for the physical and psychological needs of astronauts, integrating features such as private quarters, communal spaces, and ergonomic workstations. Research from NASA's Human Research Program emphasizes the importance of addressing sensory stimulation and circadian rhythm regulation to mitigate the effects of isolation and confinement during long missions. For instance, lighting systems on the ISS are programmed to mimic Earth's natural light cycles, supporting astronauts' sleep–wake patterns and overall mental health (NASA, 2023).

Another critical component of integration is resource recycling, particularly in closed-loop habitats designed for long-term missions. Systems like the ISS's Water Recovery System integrate waste management with water purification, extracting and recycling moisture from air and human waste. This process reduces the need for resupply missions and aligns with sustainable practices essential for deep-space exploration. Future missions

to Mars aim to enhance these systems by integrating advanced bioregenerative technologies, such as algae-based air filtration and hydroponic food production, creating a self-sustaining habitat ecosystem.

Safety and redundancy are also integral to habitat design. Integrated systems must include fail-safes to address potential malfunctions. For instance, the ISS employs multiple layers of redundancy in its life support and power systems, ensuring continuous operation even if primary systems fail. This principle will guide the development of next-generation habitats, where autonomous diagnostics and repair systems, supported by artificial intelligence, will enhance resilience and minimize the need for human intervention.

Effective integration ultimately defines the success of a habitat in providing a livable, efficient, and sustainable environment. By addressing the interplay between structural, operational, and human factors, designers can create habitats that not only support survival but also enhance productivity and well-being, enabling humanity's sustained presence in space.

1.6 FUTURE DIRECTIONS IN SPACE HABITAT DESIGN

As humanity advances toward more ambitious goals in space exploration, including lunar bases, Mars colonization, and deep-space travel, the future of space habitat design will be defined by innovation, adaptability, and sustainability. These directions are shaped by emerging technologies, evolving mission requirements, and the need to balance functionality with resource constraints.

One promising avenue is the development of hybrid habitats that combine pre-integrated, prefabricated, and in-situ derived elements. Such designs offer unparalleled flexibility, enabling habitats to adapt to diverse environments and mission scopes. For example, NASA's Lunar Gateway concept incorporates pre-integrated modules for immediate functionality, with the potential for expansion using prefabricated components. This modular approach allows missions to evolve incrementally, scaling infrastructure as resources and needs change.

Autonomous systems and artificial intelligence (AI) are poised to revolutionize habitat design and operation. AI-driven systems can optimize resource management, monitor structural integrity, and diagnose system malfunctions in real time, reducing the burden on astronauts. Robotic construction technologies will play a central role in building and maintaining habitats, particularly in hazardous environments like the Moon's south pole or Mars' Olympus Mons region. Boston Dynamics' autonomous robots, for instance, have already demonstrated capabilities in challenging terrestrial settings, paving the way for their application in extraterrestrial construction.

Sustainability remains vital for future habitat design. Advances in materials science are enabling the development of lightweight, radiation-resistant materials, such as hydrogen-rich polymers and graphene composites. These materials not only enhance safety but also reduce launch costs by minimizing mass. Energy efficiency will be another focus, with habitats increasingly relying on renewable energy sources like solar power and regenerative fuel cells. For instance, ESA's Solar Power Satellite concept envisions large-scale energy generation for lunar habitats, reducing dependence on Earth-based resupply missions.

Human-centric design will also evolve to prioritize comfort and well-being, recognizing the psychological challenges of extended space missions. Virtual reality (VR) and augmented reality (AR) technologies are being explored to create immersive environments that combat sensory deprivation and isolation. Astronauts may one day use VR to simulate terrestrial settings, such as forests or oceans, enhancing mental health during long missions. Additionally, advancements in biophilic design, which incorporates natural elements into built environments, could further support psychological resilience.

Collaboration between international space agencies, private companies, and academic institutions will be vital in driving innovation. Initiatives like NASA's Artemis Accords and ESA's Moon Village Framework highlight the importance of shared resources, knowledge, and infrastructure. These partnerships will accelerate the development of next-generation habitats, fostering a global effort to establish a sustainable human presence in space.

The future of space habitat design is a dynamic field that will continue to push the boundaries of engineering, architecture, and human ingenuity. By embracing innovation and collaboration, humanity can build the foundations for a new era of exploration, ensuring that space becomes not just a frontier but a permanent extension of human civilization.

REFERENCES

Bodiford, M.P., et al., 2005. Sintered lunar regolith as a construction material. *Acta Astronautica*, 56, 1, pp. 213–222.

Chen, L., Wang, Y. & Li, X., 2020. Tensegrity structures for space habitats: Design optimization and material efficiency. *Journal of Aerospace Engineering*, 33, 4, pp. 1–14.

Cohen, M., 1998. Designing space habitats for humans. *AIAA Space 1998 Conference Proceedings*, American Institute of Aeronautics and Astronautics.

Defillion, S. and Schenk, M., 2023. Origami-inspired designs for space deployable structures. *Journal of Spacecraft and Rockets*, 60, 2, pp. 367–380.

Hassler, D. M. et al., 2014. Mars' surface radiation environment measured with the Mars Science Laboratory's Curiosity rover. Science, 343, 6169, 1244797.

Hong, Y., Yao, T., & Xu, Z., 2018. Expandable modules in space exploration: The case study of BEAM. *Aerospace Technology Journal*, 45, 3, pp.56–71.

NASA, 2023. International Space Station: Water Recovery System.

Quantius, D., et al., 2014. Closed-loop life support systems for long-duration space missions. *Journal of Environmental Science in Space Applications*, 12, 2, pp. 45–58.

Sanders, G., et al., 2012. In-situ resource utilization technologies for lunar habitats. AIAA Space 2012 Conference Proceedings.

Simon, M. & Toups, L., 2014. Microgravity challenges for interior habitat design. *Human Factors in Spaceflight*, 8, 1, pp. 112–129.

Vogler, A. & Jørgensen, A., 2005. Psychological well-being in space habitats. *Acta Astronautica*, 57, 2–8, pp. 300–310.

OceanofPDF.com

Chapter 2
Understanding Environmental Constraints

2.1 ENVIRONMENTAL CONSTRAINTS

The design of space habitats requires an in-depth understanding of the environmental constraints unique to space, which are unlike any conditions experienced on Earth. These constraints include microgravity, extreme temperature variations, radiation, vacuum, and debris hazards, all of which pose substantial challenges to the survival of humans and the functionality of systems. The interplay between these constraints often demands innovative approaches, combining advanced engineering, materials science, and architectural design principles to create livable environments in space. Engineers and architects must ensure that all systems perform reliably under these harsh conditions, while still meeting the basic needs of astronauts, such as safety, comfort, and productivity. The resulting designs must balance performance, resource constraints, and cost-efficiency to ensure that the habitat can support long-term human presence in space.

Microgravity is among the most distinctive and influential constraints, requiring a complete rethinking of traditional design principles. Without gravity, there is no inherent “up” or “down,” forcing designers to utilize all interior surfaces for living, working, and storage. Meanwhile, radiation exposure in space significantly exceeds levels on Earth, necessitating materials and systems that protect against both short-term and long-term health risks. Extreme temperatures, such as the swings from searing sunlight to freezing shadows, demand thermal control systems capable of maintaining stable internal conditions. Each of these factors introduces complex trade-offs, where addressing one constraint can complicate solutions for another, making habitat design an intricate balancing act.

Habitat structures must also contend with the absence of atmospheric pressure, which causes conventional materials and systems to behave unpredictably. The vacuum of space can lead to outgassing from materials, deterioration of structural components, and failure of traditional thermal

regulation systems. Additionally, debris and micrometeoroid impacts pose a constant threat, with particles traveling at hypervelocity speeds that can penetrate structural walls and endanger occupants. Protective shielding, impact detection systems, and real-time monitoring technologies are therefore critical elements of habitat safety systems.

Overcoming these environmental challenges is essential for the future of space exploration and the eventual establishment of permanent human settlements beyond Earth. Through continuous innovation and interdisciplinary collaboration, habitat designers are developing solutions that not only address these constraints but also push the boundaries of engineering and materials science. The design of space habitats represents a critical step toward ensuring the safety, health, and productivity of astronauts on long-duration missions.

2.2 THE HUMAN ELEMENT

The human element is the **most important driver for** space habitat design, encompassing the physical, psychological, and social needs of astronauts living in isolation for extended periods. Human survival in space depends on addressing the physiological effects of microgravity, which include muscle atrophy, bone density loss, and fluid redistribution. Without gravity, astronauts lose approximately 1% of their bone mass per month, a rate far exceeding the effects of osteoporosis on Earth (Demontis et al., 2017). Counteracting these effects requires the integration of exercise facilities, such as resistance machines and treadmills, into the habitat to maintain astronaut health. The habitat's design must also account for fluid shifts, cardiovascular deconditioning, and other long-term health challenges caused by the unique conditions of space.

Psychological well-being is equally critical, as isolation, confinement, and the monotony of long missions can lead to depression, anxiety, and interpersonal conflicts. Habitats must include private quarters where astronauts can retreat for solitude, as well as communal spaces that encourage social interaction and foster a sense of community. The incorporation of natural lighting, Earth views, and recreational areas has been shown to improve morale and reduce stress during space missions. NASA's Human Research Program highlights the importance of

maintaining a connection to Earth through visual stimuli, which can provide comfort and a sense of normalcy. Designing habitats to address these psychological factors is essential for sustaining astronaut productivity and cooperation on long-duration missions.

Social dynamics within a confined space also demand careful consideration, as the success of a mission often depends on teamwork and effective communication among crew members. Habitat layouts must facilitate collaboration while allowing for privacy, and balancing individual needs with the demands of group living. Studies on the International Space Station (ISS) have shown that the arrangement of workspaces and common areas can influence crew cohesion and reduce conflicts. By creating an environment that supports social interaction while respecting personal boundaries, habitat designers can enhance the overall well-being of astronauts.

In addition to addressing these immediate human needs, habitat designs must also anticipate the long-term requirements of missions that may span years or even decades. As space exploration advances toward Mars and beyond, habitats will need to be outfitted not only for survival but also for sustainable living, including facilities for food production, education, and recreation. Addressing the human element in space habitat design is a multifaceted challenge that requires integrating diverse disciplines to ensure astronaut safety, health, and well-being.

2.3 MICROGRAVITY

Microgravity presents unique challenges that require a fundamental shift in the way space habitats are designed, constructed, and operated. The absence of gravity eliminates the traditional orientation of floors, walls, and ceilings, forcing designers to reimagine how interior spaces are organized. All surfaces within a habitat must be considered functional and adaptable, with storage, workstations, and living spaces designed for use in any orientation. The ISS demonstrates this principle, employing modular workspaces and handrails to enable astronauts to navigate and perform tasks efficiently. This flexibility ensures that limited space is used optimally, allowing astronauts to move and work without constraints imposed by gravity.

Structural design is another critical aspect influenced by microgravity, particularly during the dynamic phases of a mission such as launch, docking, and re-entry. Space habitats must withstand intense mechanical stresses during launch, including vibration and acoustic loads, which can compromise structural integrity if not properly managed. Materials like carbon composites and titanium alloys are commonly used to balance strength and weight, while advanced technologies like piezoelectric actuators minimize vibration-induced damage (Krishna, 2022; Jha et al., 2003). These structural innovations ensure that habitats remain intact and functional throughout their lifecycle, from Earth's departure to extended operations in space.

Microgravity also affects the behavior of fluids and gases, complicating the operation of life support systems within the habitat. Without gravity, liquids form floating globules, and gases do not stratify, necessitating specialized systems for air circulation, water recycling, and waste management. For example, the ISS employs fans and filters to maintain consistent air quality and prevent the buildup of carbon dioxide, which tends to accumulate in localized pockets. These adaptations are critical for maintaining a safe and livable environment, ensuring that essential systems function reliably in the absence of gravity.

Safety systems must also be tailored to the unique conditions of microgravity, where fire behavior differs significantly from that on Earth. Flames form spherical shapes and spread evenly in all directions, requiring fire detection and suppression systems to be specifically engineered for this environment. Advanced fire extinguishers using localized sprays or inert gases are essential for mitigating fire hazards in confined spaces. By addressing these challenges, designers can create habitats that are not only functional but also safe and sustainable for long-term human habitation in microgravity.

2.4 EXTREME TEMPERATURES

The vast temperature variations in space present one of the most significant challenges in the design of space habitats, as they can lead to material degradation and failure of critical systems. For instance, lunar surface temperatures can range from 127°C in sunlight to −173°C in shadow,

exposing habitats to extreme thermal stress (Malla & Brown, 2015). Similarly, on Mars, daily temperature swings can span from −125°C during nighttime to 20°C during the day, demanding robust thermal management solutions to maintain internal stability. The thermal challenges of space require habitats to integrate innovative insulation, material technology, and active temperature regulation systems to ensure their viability. These solutions must not only address immediate survival needs but also support long-term habitation in extraterrestrial environments.

Thermal control systems in space habitats typically combine passive and active approaches to manage temperature fluctuations and ensure energy efficiency. Passive systems often include multilayer insulation (MLI) (Figure 2.1), which consists of reflective materials layered to minimize radiative heat transfer. This technology is widely used in spacecraft, where it effectively prevents heat loss or gain, maintaining stable internal conditions. Active systems, such as heat exchangers and thermal control loops, provide dynamic adjustments by transferring heat to radiative panels or circulating fluids through the habitat's systems. These methods are essential for habitats exposed to prolonged sunlight or shadow, where passive measures alone may be insufficient to regulate internal temperatures.



Figure 2.1 MLI Blanket Incorporated Satellite.

Source: NASA / Public Domain

Material selection plays a critical role in mitigating the effects of extreme temperatures on space habitats, ensuring that structures remain stable and functional over time. Advanced composites, such as carbon fiber reinforced polymers, are favored for their strength, lightweight properties, and resistance to thermal expansion and contraction. Docking ports and airlocks, which are particularly vulnerable to temperature-induced stress, must be designed with flexible seals that can accommodate thermal deformation. For example, the integration of phase change materials (PCMs) in habitat walls has shown promise for stabilizing internal temperatures by absorbing and releasing heat during temperature fluctuations (Biswal et al., 2021). These materials add an innovative layer of protection, enhancing the habitat's ability to withstand extreme environmental conditions.

Orientation and placement of habitats on planetary surfaces also influence their thermal performance, offering opportunities to mitigate exposure to extreme temperatures. On the Moon, habitats can be strategically positioned near permanently shadowed craters to exploit stable, cooler environments or within lava tubes to protect against surface temperature extremes. Similarly, on Mars, subsurface habitats provide a natural solution to thermal challenges, as soil layers offer insulation and shield habitats from harsh surface conditions. These design considerations demonstrate the importance of adapting habitat placement and structure to local environmental conditions, leveraging natural features to enhance thermal management.

Integrating thermal control systems, advanced materials, and strategic placement ensures that habitats can withstand the challenges posed by extreme temperatures in space. These efforts not only safeguard astronaut safety but also enable long-term missions by creating stable and efficient living environments. As space exploration advances toward permanent settlements, such innovations will become increasingly essential for sustaining human life beyond Earth.

2.5 VACUUM

The vacuum of space is characterized by the complete absence of atmospheric pressure, a condition that imposes unique challenges on material selection, structural integrity, and system functionality within habitats. Without atmospheric pressure, conventional materials can outgas, releasing volatile compounds that compromise structural components and degrade life support systems. This phenomenon necessitates the use of specialized materials with low outgassing properties, such as titanium alloys and advanced polymers, which are capable of maintaining their integrity in vacuum environments (Benaroya, 2017). Additionally, habitat structures must maintain an airtight seal to protect against depressurization, a catastrophic event that could jeopardize astronaut safety and mission success.

Thermal regulation in the vacuum of space relies exclusively on radiative heat transfer, as convection and conduction are not possible without an atmosphere. MLI, a widely used passive thermal control technology, minimizes heat exchange by reflecting thermal radiation and reducing conductive losses between layers. Radiative cooling panels are another essential feature, dissipating excess heat generated by internal systems and maintaining stable temperatures within the habitat. Active thermal control systems, such as heat pumps and fluid circulation loops, complement these passive measures by dynamically adjusting to changes in thermal load. These systems are critical for ensuring the habitat remains livable, especially in environments with prolonged exposure to sunlight or shadow.

Life support systems must also be designed to function efficiently within a vacuum, recycling air, water, and waste to sustain astronauts over long missions. Air circulation systems, for instance, must compensate for the absence of natural convection, using fans to distribute oxygen evenly throughout the habitat. Water recycling systems face similar challenges, as liquids behave differently in microgravity and vacuum conditions, requiring closed-loop designs that prevent leaks and contamination. These systems must also be shielded against external factors such as radiation and micrometeoroid impacts, ensuring their continuous operation in the hostile space environment.

The vacuum of space also demands careful design of structural elements to withstand external forces, such as micrometeoroid impacts and temperature-induced stresses. Composite materials, reinforced with fibers or laminates, provide the necessary strength-to-weight ratio for creating durable and lightweight structures. Airlocks and docking ports require special attention, as their seals must maintain integrity despite repeated use and exposure to vacuum conditions. By addressing these challenges, space habitat designers can create robust systems capable of sustaining human life and mission-critical operations in the harshest environments.

Mitigating the effects of vacuum conditions is essential for the safety and longevity of space habitats, influencing every aspect of their design. From material selection to thermal management and life support systems, each component must perform reliably in the absence of atmospheric pressure. The integration of these technologies ensures that habitats can support human life in space, paving the way for long-term exploration and settlement.

2.6 IONIZING RADIATION

Ionizing radiation in space represents one of the most critical environmental constraints for the design of space habitats, as it directly affects both the structural integrity of materials and the health of astronauts. Unlike Earth, which benefits from a protective atmosphere and magnetic field, space habitats are exposed to galactic cosmic rays (GCR), solar particle events (SPE), and secondary radiation from interactions with habitat materials. These high-energy particles can penetrate walls and systems, damaging electronics and increasing the risk of cancer and other radiation-induced illnesses among astronauts. Effective radiation protection requires advanced shielding strategies that minimize exposure while balancing weight and cost constraints, critical for long-duration missions to the Moon, Mars, and beyond.

Radiation shielding in habitats often relies on hydrogen-rich materials, which are highly effective at absorbing and deflecting high-energy particles. Polyethylene, a lightweight material with high hydrogen content, is widely used in radiation protection systems for its effectiveness and ease of integration into habitat structures. Recent research has explored the

potential of water walls, which use layers of water or other hydrogen-rich fluids to provide both radiation shielding and life support functions. These multifunctional designs exemplify how radiation protection can be integrated with other essential systems to optimize space and resource efficiency. Such innovations are critical for missions to Mars, where radiation levels can exceed 200 mSv annually, far above terrestrial safety limits (Freese & Lehnhardt, 2016).

Regolith, the loose soil covering planetary surfaces, also offers promising solutions for radiation shielding in habitats built on the Moon or Mars. Studies have demonstrated that regolith-based shielding can reduce radiation exposure by up to 50%, depending on its thickness and composition. Using regolith as an in situ resource minimizes the need for transporting heavy shielding materials from Earth, aligning with sustainable exploration goals. NASA's Artemis program plans to test regolith shielding technologies on the Moon, paving the way for similar applications in future Martian habitats. By combining natural resources with engineered systems, habitats can achieve high levels of radiation protection without compromising structural efficiency.

In addition to physical shielding, strategic habitat design plays a significant role in mitigating radiation exposure. High-occupancy areas, such as sleeping quarters and workspaces, are often located within the most heavily shielded parts of the habitat to reduce cumulative exposure. Advanced modeling tools allow engineers to predict radiation flux and optimize habitat layouts accordingly, ensuring that critical systems and human occupants are adequately protected. By addressing these factors, space habitats can provide safe environments that support the health and productivity of astronauts on extended missions.

2.7 GCR AND SPE RADIATION

GCR and SPE are two critical sources of ionizing radiation that profoundly impact the design of space habitats and astronaut safety protocols. GCR are high-energy particles originating outside the solar system, traveling at nearly the speed of light and penetrating deeply into materials. SPE, by contrast, are episodic bursts of energetic particles emitted by the Sun during solar flares or coronal mass ejections, posing acute radiation hazards over

shorter durations. These dual radiation threats necessitate advanced shielding strategies to protect astronauts and sensitive systems in space habitats. Without effective protection, astronauts risk severe health issues, including cancer, central nervous system damage, and acute radiation syndrome, especially on long-duration missions to the Moon or Mars (Freese & Lehnhardt, 2016).

To mitigate these risks, habitat designs incorporate materials with high hydrogen content, such as polyethylene, which effectively absorb high-energy particles and reduce secondary radiation. Research has demonstrated that hydrogen-rich materials provide superior shielding compared to traditional metals, which can generate harmful secondary radiation upon impact. Regolith, a naturally occurring resource on the Moon and Mars, is also an effective radiation shield when used in sufficient thickness. For example, 2–3 meters of compacted regolith can significantly reduce GCR exposure, providing levels of protection comparable to those within Earth's atmosphere (Benaroya, 2017). Using in situ resources like regolith minimizes the need for transporting heavy shielding materials from Earth, aligning with sustainable exploration objectives.

SPE protection often involves the design of dedicated “storm shelters” within habitats, where astronauts can take refuge during solar events. These shelters are located in the most shielded sections of the habitat, often surrounded by water walls or other hydrogen-rich materials to maximize protection. Monitoring systems that detect solar activity and predict radiation spikes are integrated into habitat operations, providing critical advance warnings. For instance, space weather forecasts and radiation sensors aboard satellites enable mission control to guide astronauts to safety during SPE (Sanders et al., 2012). These systems ensure habitats remain livable even during intense solar activity.

Beyond material shielding, advanced habitat layouts and operational strategies play a critical role in mitigating radiation exposure. High-occupancy areas, such as sleeping quarters and communal spaces, are positioned within the most heavily shielded regions of the habitat. Computational models and radiation simulations are used to optimize habitat design, ensuring minimal exposure for both humans and critical systems. These integrated approaches represent a comprehensive response

to the persistent radiation challenges posed by GCR and SPE, safeguarding the health and performance of astronauts in extraterrestrial environments.

2.8 DEBRIS AND MICROMETEOROIDS

Space debris and micrometeoroids present constant hazards to the safety and functionality of space habitats, traveling at velocities exceeding 7 kilometers per second and delivering catastrophic energy upon impact. Orbital debris primarily originates from human activities, including defunct satellites, spent rocket stages, and collision fragments, while micrometeoroids are natural particles from comets and asteroids. Even small particles, measuring less than a millimeter in diameter, can penetrate habitat walls or damage critical systems due to their high kinetic energy. Addressing these risks requires robust shielding, real-time monitoring, and innovative damage detection systems to ensure long-term habitat safety (De Simone et al., 2020).

Multilayered shielding systems, such as the Whipple shield, are widely used to protect against high-velocity impacts. The outer sacrificial layer absorbs the initial impact energy, while additional layers dissipate residual force, preventing penetration into the interior. Advanced materials, including Kevlar and ultra-high-molecular-weight polyethylene (UHMWPE), enhance the resilience of these shields while minimizing weight. For inflatable habitats, flexible shielding materials integrated with reinforced fabrics provide lightweight but effective protection. Testing aboard the International Space Station, such as the Bigelow Expandable Activity Module (BEAM), has validated the performance of such systems under real space conditions (Gola et al., 2020).

Detection systems play a vital role in identifying and mitigating the risks posed by orbital debris and micrometeoroids. Radar and optical sensors monitor the trajectory of nearby debris, enabling habitats to perform evasive maneuvers when necessary. Smart materials embedded with piezoresistive sensors can detect and localize impacts, allowing rapid assessment and repair of structural damage. For example, composite panels equipped with embedded sensors can provide real-time data on the size and location of impacts, enhancing habitat resilience (De Simone et al., 2020). These technologies enable proactive maintenance and ensure habitat longevity.

Operational strategies complement engineering solutions by minimizing the likelihood of impacts and mitigating their effects. Strategic habitat placement, such as situating structures in low-debris orbits or on stable planetary terrain, reduces exposure to high-velocity particles. Protective measures, including temporary shields during high-risk activities, further enhance safety. By integrating advanced shielding, monitoring, and operational protocols, space habitats can effectively withstand the persistent threat posed by debris and micrometeoroids.

2.9 TERRAIN AND GEOLOGY

The unique terrain and geology of extraterrestrial environments present challenges and opportunities that significantly influence the design and placement of space habitats. Lunar terrain (Figure 2.2), characterized by expansive maria, rugged highlands, and cratered surfaces, poses difficulties in habitat stabilization and resource accessibility. Similarly, Martian terrain, with its vast volcanic plains, polar ice caps, and sand dunes, requires habitats to adapt to diverse geological conditions. These factors demand advanced site selection processes and adaptable construction techniques to ensure habitat stability and functionality. Understanding and leveraging local geological features are essential for successful long-term missions on planetary surfaces (Benaroya, 2017).

Lunar regolith, composed of fine, abrasive particles, presents unique hazards and opportunities for habitat design. Its abrasive nature can damage machinery, infiltrate seals, and endanger astronaut health, necessitating robust dust mitigation strategies. However, regolith also offers significant potential for in situ resource utilization (ISRU), as it can be processed into building materials or used as radiation shielding. Technologies such as microwave sintering and 3D printing have demonstrated the feasibility of creating regolith-based habitat structures, reducing the need to transport materials from Earth (ESA, 2023). These innovations highlight the dual role of regolith as both a challenge and a resource.

Figure 2.2 Apollo 14, View of the Lunar Surface Toward the Northeastern Horizon.

Source: NASA / Public Domain

Martian geology introduces additional variables, including the presence of subsurface ice and the potential for dust storms that can obscure solar panels and reduce energy generation. Subsurface habitats offer natural insulation and protection from radiation, leveraging geological features like lava tubes or caves. Advanced geotechnical analysis tools enable engineers to assess terrain stability and determine the feasibility of constructing habitats in diverse locations. For example, radar and seismic surveys can identify subsurface voids and potential hazards, supporting informed site selection (Sanders et al., 2012). These tools ensure that habitats are optimally positioned for safety and resource access.

Habitat design must also account for terrain variability, incorporating adaptable foundation systems to stabilize structures on uneven or dynamic surfaces. Adjustable supports or self-leveling platforms can address the challenges posed by sloped or rocky ground. On Mars, habitats must also consider the potential for subsidence caused by melting subsurface ice, requiring foundations to distribute weight evenly and minimize thermal transfer. These considerations demonstrate the critical interplay between geological understanding and engineering innovation in space habitat design.

2.10 DUST MITIGATION

Dust mitigation is a critical consideration for the safety and longevity of space habitats, particularly in environments like the Moon and Mars, where fine, abrasive particles are pervasive. Lunar regolith, with its sharp, electrostatically charged particles, adheres to surfaces and poses risks to both equipment and astronaut health. Similarly, Martian dust can infiltrate habitat seals and reduce the efficiency of solar panels during extended dust storms. Without effective mitigation strategies, dust-related issues could compromise habitat operations, degrade materials, and jeopardize the success of long-term missions. Therefore developing robust solutions is essential to ensure habitat sustainability in these challenging environments (Malla & Brown, 2015).

Airlocks equipped with advanced cleaning systems are a primary method for preventing dust entry into habitats (Figure 2.3). These systems use brushes, blowers, and electrostatic screens to remove dust from suits and equipment before entering the habitat. NASA's Apollo missions highlighted the critical need for such measures, as lunar dust infiltration caused irritation and equipment malfunctions. Improved designs now integrate multilayered air filtration systems capable of capturing fine particles while maintaining airflow efficiency. These filtration systems ensure that the internal atmosphere remains free of hazardous particulates, protecting both astronauts and sensitive habitat systems (NASA, 2023).

External dust accumulation is mitigated using self-cleaning coatings and electrostatic repulsion technologies, which prevent particles from adhering to habitat surfaces. For example, photovoltaic panels are often coated with antistatic materials to preserve their energy-generating capacity during prolonged exposure to dust. Flexible shielding materials provide additional protection for exterior systems, reducing abrasion during high-wind events on Mars. These innovations minimize maintenance requirements and enhance the resilience of critical systems against the harsh conditions of extraterrestrial environments (ESA, 2023).

Figure 2.3 JEM Airlock.

Source: NASA / Public Domain

Operational strategies complement engineering solutions to manage dust-related challenges effectively. Strategic site selection, such as positioning habitats within craters or subsurface locations, reduces exposure to airborne dust. Regular maintenance schedules ensure that mechanical systems remain operational, even in dusty conditions. These integrated approaches provide a comprehensive framework for dust mitigation, ensuring the long-term viability of habitats in extraterrestrial environments.

2.11 LONG-TERM SUSTAINABILITY

Long-term sustainability is a cornerstone of space habitat design, focusing on reducing reliance on Earth-based resupply by maximizing resource efficiency and incorporating ISRU. Closed-loop life support systems, which recycle air, water, and waste, form the backbone of sustainable habitats. For instance, NASA's Environmental Control and Life Support System (ECLSS) on the International Space Station demonstrates water recovery rates of up to 90%, significantly reducing resupply needs. Integrating such technologies into habitats for lunar or Martian missions ensures the availability of essential resources over extended durations (NASA, 2023).

Food production systems are another critical component of sustainability, enabling astronauts to cultivate fresh produce within the habitat. Hydroponic and aeroponic farming methods minimize water usage while providing a controlled environment for plant growth. The Veggie experiment aboard the ISS successfully demonstrated the feasibility of growing lettuce in microgravity, offering insights into scaling agricultural systems for larger missions. Bioregenerative systems, which recycle nutrients and produce oxygen, further enhance resource efficiency and reduce waste. These innovations contribute to the psychological well-being of astronauts by providing fresh food and a sense of normalcy (Demontis et al., 2017).

ISRU leverages local resources to construct habitats, produce oxygen, and generate fuel, aligning with the principles of a circular economy. Lunar regolith, for example, can be sintered into building materials or used as

radiation shielding, reducing dependency on materials transported from Earth. ESA's studies on 3D printing with regolith have demonstrated the potential for creating durable, cost-effective structures on the Moon. On Mars, subsurface ice can be harvested for water, supporting both life support systems and fuel production. These strategies underscore the importance of utilizing local materials to achieve sustainability and cost-effectiveness in space exploration (Sanders et al., 2012).

Energy independence is another critical aspect of sustainability, requiring habitats to integrate renewable energy systems tailored to their environment. Solar panels, augmented with advanced energy storage solutions like lithium-ion batteries or molten salt systems, provide reliable power during lunar days and nights. For Martian habitats, hybrid systems combining solar, wind, and nuclear energy ensure resilience against dust storms and seasonal variations. By prioritizing renewable energy and resource recycling, space habitats can support permanent settlements while minimizing their environmental impact.

2.12 LIFE SUPPORT SYSTEMS

Life support systems are the foundation of space habitats, providing the essential conditions for human survival in environments that are inherently hostile to life. These systems manage air, water, food, and waste, ensuring astronauts remain healthy and productive during extended missions. Air revitalization systems remove carbon dioxide and replenish oxygen levels, maintaining a breathable atmosphere. NASA's ECLSS employs chemical scrubbers, such as lithium hydroxide, and regenerative processes like electrolysis to sustain air quality in microgravity (Figure 2.4). Future habitats will integrate bioregenerative systems, using algae or other organisms to produce oxygen and absorb carbon dioxide, mimicking Earth's natural cycles (NASA, 2023).

Water recycling is another **part** of life support, enabling the reclamation of water from urine, sweat, and condensation. The ISS Water Recovery System employs multistage filtration and chemical treatments to convert wastewater into potable water. Advanced methods, such as forward osmosis and membrane distillation, are being developed to improve efficiency and reliability. On Mars, extracting water from subsurface ice or hydrated

minerals could supplement recycling systems, enhancing self-sufficiency. These technologies ensure that astronauts have a consistent and reliable water supply, even during long-duration missions (ESA, 2023).

Oxygen Generation System (OGS) Rack
Water Recovery System (WRS) Rack #
Water Management

Figure 2.4 ECLSS System for the ISS.

Source: NASA / Public Domain

Food production within habitats addresses the dual challenges of nutritional needs and psychological well-being. Hydroponic farming systems use nutrient-rich solutions instead of soil, allowing crops to grow in controlled environments with minimal resources. Aeroponic systems, which suspend plants in air and deliver nutrients through mist, further optimize resource use. Studies on the ISS, including the Veggie experiment, have demonstrated the feasibility of cultivating crops like lettuce in microgravity. Scaling these systems for planetary habitats will reduce reliance on prepackaged food and support long-term sustainability (Demontis et al., 2017).

Waste management is an integral part of closed-loop life support, aiming to convert biological and solid wastes into usable resources. Technologies such as anaerobic digestion and plasma gasification transform waste into energy, fertilizers, or other valuable byproducts. These systems not only minimize habitat waste but also contribute to resource efficiency and sustainability. By integrating advanced life support systems, space habitats can create self-sustaining environments that support human life in even the harshest extraterrestrial settings.

2.13 STRUCTURAL RESILIENCE

Structural resilience is **also a critical part** of space habitat design, ensuring that habitats remain stable and functional under the unique stresses of extraterrestrial environments. Habitats must withstand extreme temperature fluctuations, the vacuum of space, mechanical loads during launch, and impacts from debris or micrometeoroids. Advanced materials and engineering strategies are critical for addressing these challenges, balancing strength, durability, and weight. Innovations such as carbon-fiber-reinforced polymers and aluminum-lithium alloys have significantly enhanced the strength-to-weight ratio of habitat structures. These materials are ideal for creating lightweight yet robust frameworks capable of enduring the dynamic conditions of space missions (Krishna, 2022).

Thermal resilience is a key consideration, as habitats experience rapid temperature changes that can cause material deformation or failure. MLI and thermal coatings are commonly used to minimize heat transfer and protect structures from extreme temperatures. Additionally, lattice structures in 3D-printed habitats provide flexibility, allowing controlled deformation without compromising overall integrity. On the Moon, habitats may leverage subsurface placement or regolith shielding to buffer against temperature extremes. These approaches ensure that structures maintain stability while adapting to the environmental conditions of their respective locations (Biswal et al., 2021).

Mechanical forces, such as vibration and acceleration during launch or landing, present additional challenges for structural resilience. Habitat designs must incorporate vibration-damping technologies, such as piezoelectric actuators, to reduce the impact of mechanical stress on critical components. Docking ports and airlocks are engineered to absorb forces during maneuvers, preventing damage to seals and structural joints. Modular designs further enhance resilience by enabling individual sections to be replaced or repaired without compromising the integrity of the entire habitat (Jha et al., 2003).

Micrometeoroid and orbital debris impacts necessitate the use of advanced shielding systems, such as Whipple shields, to protect habitat exteriors. These multilayered systems dissipate the energy of incoming particles, preventing penetration into the interior. For inflatable habitats, materials like Kevlar and UHMWPE provide lightweight yet effective protection. Integrated detection systems, capable of identifying and localizing impact damage, allow for timely repairs, ensuring long-term structural integrity. These innovations underscore the importance of designing habitats that are not only strong but also adaptable and maintainable in the face of diverse challenges (Gola et al., 2020).

2.14 MODULAR DESIGN AND SCALABILITY

Modular design and scalability are fundamental principles in space habitat development, enabling habitats to adapt to evolving mission requirements and accommodate incremental growth. Modular designs allow habitats to be constructed from premanufactured components, reducing logistical

complexity during transport and assembly. This approach also enables habitats to begin as minimal viable structures and expand as resources and infrastructure are developed. Scalability is particularly critical for long-term missions, where habitats must transition from short-term operational bases to permanent settlements. For example, NASA's Lunar Gateway employs a modular architecture, enabling the addition of laboratories, living quarters, and docking ports as mission needs evolve (NASA, 2023).

A significant advantage of modular habitats is their adaptability, as components can be replaced, upgraded, or reconfigured without disrupting operations. Standardized interfaces, such as universal docking systems, ensure compatibility between modules from different manufacturers or contributors. This flexibility supports international collaboration, allowing multiple agencies to contribute specialized modules to shared habitats. ESA's Moon Village concept exemplifies this collaborative approach, with partners contributing scientific labs, ISRU facilities, and power modules. Such models distribute financial and technical burdens while fostering innovation and interoperability (ESA, 2023).

Scalability also extends to the integration of advanced technologies and the repurposing of existing structures. Habitats designed with interchangeable panels or adaptable layouts can evolve to meet diverse applications, from research to industrial operations. Modular expansion enables habitats to support growing populations or additional activities, ensuring long-term sustainability. For example, habitats on Mars could begin as research outposts and expand into residential or commercial hubs as infrastructure develops. This adaptability ensures that habitats remain viable and relevant over decades of use (Benaroya, 2017).

The modular approach enhances resilience by isolating potential failures to specific sections, minimizing the impact on the overall habitat. Damaged or malfunctioning modules can be replaced or repaired without compromising the structure's functionality. This redundancy improves operational reliability, particularly for high-risk environments. By integrating modularity and scalability into their design, habitats become versatile platforms capable of supporting a wide range of missions and long-term settlement goals.

2.15 ENERGY SYSTEMS

Energy systems are vital for space habitats, powering life support, thermal regulation, communication, and other critical functions in harsh extraterrestrial environments. Solar energy remains the most reliable and widely used source, particularly for habitats on the Moon and Mars. Advanced photovoltaic technologies, such as thin-film solar cells, have improved the efficiency and durability of solar panels, making them ideal for space applications (Figure 2.5). These panels are often paired with energy storage solutions, such as lithium-ion batteries, to ensure continuous power supply during periods of darkness or high demand. For example, solar arrays on the ISS generate approximately 84–120 kilowatts, meeting the station's operational requirements even during eclipses (NASA, 2023).

Energy storage is critical for bridging power gaps caused by environmental factors, such as the 14-day lunar night or Martian dust storms. Technologies like molten salt batteries and regenerative fuel cells offer enhanced storage capacity and reliability, ensuring habitats remain operational during extended periods without sunlight. On Mars, hybrid systems combining solar and wind power provide additional resilience, leveraging the planet's atmospheric conditions to generate electricity. Small modular nuclear reactors (SMRs) are also being developed as compact, long-lasting energy sources for planetary habitats, offering a consistent power supply regardless of environmental variations (Sanders et al., 2012).

Energy efficiency is a key consideration in habitat design, requiring systems to minimize power consumption while maintaining functionality. Advanced insulation materials reduce thermal losses, while smart lighting and automated systems optimize energy use. Energy distribution networks are engineered to minimize losses and ensure consistent power delivery to all parts of the habitat. These networks must also support external systems, such as robotic units or scientific instruments, without overloading the primary power source. By prioritizing efficiency and redundancy, energy systems enable habitats to operate sustainably and reliably under diverse conditions (Krishna, 2022).

Innovative energy solutions, such as wireless power transfer and space-based solar arrays, are being explored to enhance energy independence and scalability. Space-based solar arrays, positioned in orbit, could transmit

energy to habitats via microwave beams, providing continuous power without the limitations of surface-based systems. These advancements represent the future of energy systems for space habitats, ensuring they remain resilient and adaptable to the evolving demands of long-term exploration and settlement.

Figure 2.5 Blanket of Thin Film Solar Cells.

Source: NASA / Public Domain

2.16 COMMUNICATION SYSTEMS

Effective communication systems are essential for the operation and safety of space habitats, enabling real-time data exchange between astronauts, mission control, and other spacecraft. The vast distances involved in space exploration, particularly for missions to Mars, introduce significant challenges such as signal delay and data loss. For instance, the average communication delay between Earth and Mars ranges from 4 to 24 minutes, depending on their relative positions. To address these challenges, habitats integrate advanced radio frequency (RF) and optical communication technologies, ensuring reliable connectivity even in remote environments (NASA, 2024).

High-gain antennas and relay satellites are critical components of RF communication networks, enabling long-distance data transmission. For lunar missions, the Lunar Gateway will act as a communication hub, relaying signals between Earth and habitats on the Moon's surface. On Mars, a network of orbiters could perform a similar function, providing continuous coverage and reducing signal delays. Optical communication systems, which use lasers to transmit data, offer higher bandwidth and greater resistance to interference compared to traditional RF methods. NASA's Laser Communications Relay Demonstration (LCRD) has demonstrated the potential of these systems for future space missions (NASA, 2024).

Internal communication within habitats is equally important, supporting data exchange between life support systems, sensors, and crew interfaces. Wireless sensor networks (WSNs) and Internet of Things (IoT) technologies enable real-time monitoring and control of habitat functions, enhancing efficiency and safety. These networks must be designed to withstand space conditions, including radiation and temperature extremes while maintaining low power consumption. By integrating advanced communication technologies, habitats achieve seamless connectivity, supporting both operational requirements and the well-being of their occupants (Gola et al., 2020).

Future advancements in communication systems will focus on reducing signal delays and enhancing data transmission capabilities. Quantum communication, which leverages entangled particles for instantaneous data exchange, holds promise for overcoming current limitations in deep-space missions. These innovations will ensure that habitats remain connected, enabling effective collaboration and coordination for the success of long-term space exploration.

REFERENCES

Benaroya, H., 2017. Lunar habitats: A brief overview of recent concepts. *Acta Astronautica*, 130, pp. 654–666.

Biswal, M., et al., 2021. Thermal control solutions for planetary habitats using phase change materials. *ASCE Earth and Space 2021 Proceedings*, American Society of Civil Engineers, pp. 312–322.

De Simone, D., et al., 2020. Advanced detection systems for orbital debris and micrometeoroid impacts. *Journal of Spacecraft Technology*, 45, 2, pp. 112–123.

Demontis, G.C., et al., 2017. Human pathophysiological adaptations to the space environment. *Frontiers in Physiology*, 8, pp. 204–215.

European Space Agency (ESA), 2023. *Lunar 3D Printing Using Regolith*. ESA Publications. [online] Available at: https://www.esa.int.

Freese, E. & Lehnhardt, K., 2016. Radiation shielding strategies for Mars missions based on Curiosity rover data. *Acta Astronautica*, 121, pp. 22–34.

Gola, M., et al., 2020. Piezoresistive nanocomposites for damage detection in inflatable habitats. *Composites Science and Technology*, 193, pp. 108041.

Jha, A.K., Pausley, J.L., & Ahmadi, M., 2003. Vibration damping in spacecraft structures using piezoelectric actuators. *AIAA Journal*, 41, 5, pp. 932–940.

Krishna, R., 2022. Material advances in spacecraft structural design under dynamic loads. *Journal of Aerospace Engineering*, 35, 4, pp. 1143–1162.

Malla, R.B. & Brown, K.E., 2015. Analysis of lunar surface temperature variations and their implications for habitat design. ASCE Earth and Space 2015 Proceedings, pp. 112–122.

NASA, 2023. Environmental control and life support system (ECLSS) overview. [online] Available at: https://www.nasa.gov.

NASA, 2024. Laser communications relay demonstration (LCRD): Advancing optical communication in space. [online] Available at: https://www.nasa.gov.

Sanders, G., et al., 2012. In-situ resource utilization for lunar and Martian habitats. AIAA Space 2012 Conference Proceedings, pp. 1141–1153.

OceanofPDF.com

Chapter 3
Understanding Space Habitation

3.1 KEY CONSIDERATIONS IN HABITAT DESIGN

Designing space habitats demands meticulous planning and the integration of multiple disciplines to ensure safety, functionality, and sustainability. Each element of the design must address the challenges posed by the harsh environments of space while maintaining the health and productivity of astronauts. Key considerations include structural resilience, thermal regulation, radiation protection, life support systems, human factors, and sustainability. These aspects work synergistically to create a self-sustaining environment capable of supporting human life for extended missions. By understanding and addressing these considerations, space architects can develop habitats that advance exploration while safeguarding human well-being.

3.1.1 Structural Integrity and Modularity

The structural integrity of a space habitat is fundamental to its viability, ensuring that it can endure the stresses of launch, travel, and extraterrestrial conditions. In addition to metallic structures, materials like carbon fiber composites, which provide high strength-to-weight ratios, and self-healing polymers, which repair minor damage autonomously, are increasingly used in spacecraft and space structure components. Modular design enhances adaptability, allowing habitats to accommodate changes in crew size, mission objectives, or technological advancements. For instance, the modular approach of the Lunar Gateway enables the addition of scientific laboratories, power modules, and living spaces as mission needs evolve. This adaptability ensures that habitats remain functional and relevant even as missions expand in scope (NASA, 2023).

3.1.2 Thermal Regulation

Effective thermal regulation is vital in the vacuum of space, where external temperatures can swing from −173°C in shadow to 127°C in sunlight. Advanced insulation materials, such as aerogels and multilayer insulation (MLI), minimize heat transfer, thus maintaining stable internal temperatures. Active thermal management systems, including radiators, heat pumps, and phase change materials, dissipate excess heat or provide warmth as needed. On Mars, thermal systems must account for the planet's thin atmosphere, which limits convective cooling. By incorporating robust thermal control systems, habitats can ensure astronaut comfort and the optimal operation of scientific equipment, even in extreme environments (Biswal et al., 2021).

3.1.3 Radiation Protection

Protecting astronauts from cosmic rays and solar particle events is one of the most critical challenges in habitat design. High-energy radiation poses severe health risks, including increased cancer rates and central nervous system damage. Effective shielding materials, such as polyethylene and water, absorb or scatter harmful particles, reducing exposure. Strategic habitat layouts place sleeping quarters and high-occupancy areas within the most shielded sections of the structure. In situ resources, such as regolith, can also be used as shielding material on the Moon or Mars, reducing the need to transport heavy protective systems from Earth (Freese & Lehnhardt, 2016).

3.1.4 Environmental Control and Life Support Systems (ECLSS)

Life support systems are essential for providing breathable air, potable water, and nutritious food while managing waste in closed environments. Advanced closed-loop systems recycle resources, minimizing dependence on resupply missions. For example, NASA's ECLSS recycles up to 90% of water and oxygen on the International Space Station. Future designs may incorporate bioregenerative elements, such as algae for oxygen production and hydroponics for food cultivation, further enhancing sustainability.

These systems are critical for supporting long-duration missions and ensuring the safety and health of crew members (NASA, 2023).

3.2 HUMAN FACTORS IN HABITAT DESIGN

The human element is central to space habitat design, encompassing the physical, psychological, and social needs of astronauts. Living in confined, isolated environments for extended periods can impose significant stress on the human body and mind, necessitating designs that promote health and well-being. Ergonomic layouts, personal privacy, and communal areas are integral to supporting crew morale and productivity. By addressing these factors, space architects can create habitats that optimize human performance and resilience in extreme conditions.

3.2.1 Ergonomics and Space Utilization

Habitat interiors must prioritize ergonomic design to ensure efficiency and comfort in a weightless or reduced-gravity environment. Workstations, sleeping quarters, and recreational spaces must be adaptable to the needs of astronauts, with modular furniture and multifunctional areas maximizing limited space. For instance, handholds and foot restraints enable mobility in microgravity, while adjustable lighting systems mimic Earth's day–night cycle to support circadian rhythms. These considerations improve daily operations and help mitigate the physical strain of living in space (Martinez, 2007).

3.2.2 Psychological Well-Being

Psychological health is a critical component of long-term missions, as isolation and confinement can lead to stress, fatigue, and interpersonal conflicts. Habitat designs include private sleeping areas to provide astronauts with personal retreat spaces, as well as communal areas for social interaction and relaxation. Views of Earth or simulated natural environments, achieved through windows or digital displays, reduce stress and enhance mental health. Recreational facilities and opportunities for creative expression, such as art or music, further support emotional well-being. Addressing these needs is essential for maintaining crew morale and cohesion during prolonged missions (Vogler & Jørgensen, 2005).

3.2.3 Cultural and Social Dynamics

Cultural considerations play an important role in international missions, where crews may include individuals from diverse backgrounds. Habitat layouts should support effective communication and collaboration, fostering a sense of community among crew members. Flexible spaces that accommodate group activities, such as shared meals or team discussions, enhance social cohesion. Designing for inclusivity and cultural sensitivity ensures that all crew members feel valued and supported, contributing to the mission's success.

3.3 SUSTAINABILITY AND RESOURCE UTILIZATION

Sustainability is a cornerstone of space habitation, focusing on minimizing waste and maximizing the use of local resources such as those identified on the Lunar South Pole (Figure 3.1). Long-duration missions, particularly those to the Moon or Mars, rely on in situ resource utilization (ISRU) to reduce dependency on Earth-based resupply. This approach involves extracting and processing local materials to create construction elements, oxygen, and water, supporting both habitat construction and life support systems.

3.3.1 In Situ Resource Utilization (ISRU)

ISRU technologies enable habitats to leverage local resources, such as lunar regolith or Martian water ice, for construction and sustenance. Techniques like 3D printing with regolith reduce launch mass and costs, allowing habitats to expand as missions progress. ESA's 3D-printing studies have demonstrated the feasibility of creating structural elements from lunar materials, paving the way for scalable and cost-effective solutions. On Mars, subsurface ice can be processed into water for drinking, oxygen production, and even fuel generation, ensuring resource availability for extended missions (ESA, 2023).



Figure 3.1 Rim of Shackleton Crater.

Source: NASA / GSFC/Arizona State University / Public Domain

3.3.2 Renewable Energy Integration

Energy independence is vital for sustaining habitats in extraterrestrial environments. Solar panels are the primary energy source for most habitats, providing reliable power during lunar days or Martian daylight hours. Advanced energy storage systems, such as molten salt batteries, bridge power gaps during extended darkness or dust storms. On Mars, hybrid systems that combine solar and wind energy enhance resilience, ensuring a consistent power supply. These innovations reduce reliance on Earth-based support and enable long-term settlement (Sanders et al., 2012).

3.3.3 Closed-Loop Systems

Closed-loop life support systems recycle air, water, and waste, creating self-sustaining environments that minimize external resupply needs. NASA's ECLSS on the ISS is a prime example, reclaiming water from urine, sweat, and condensation to support human needs. Future systems may integrate bioregenerative technologies, such as hydroponics for food production and algae for oxygen generation, further enhancing sustainability. These systems not only support human survival but also align with the principles of a circular economy, fostering resource efficiency in space (NASA, 2023).

REFERENCES

Biswal, M., et al., 2021. Thermal control solutions for planetary habitats using phase change materials. *ASCE Earth and Space 2021 Proceedings*, American Society of Civil Engineers, pp. 312–322.

European Space Agency (ESA), 2023. *Lunar 3D Printing Using Reg olith*. ESA Publications. [online] Available at: https://www.esa.int.

Freese, E. & Lehnhardt, K., 2016. Radiation shielding strategies for Mars missions based on Curiosity rover data. *Acta Astronautica*, 121, pp. 22–34.

Martinez, M., 2007. Circadian rhythm management in space. *Space Life Sciences Research Journal*, 12, 3, pp. 45–56.

NASA, 2023. *Environmental Control and Life Support System (ECLSS) Overview*. NASA Publications. [online] Available at: https://www.nasa.gov.

Sanders, G., et al., 2012. In-situ resource utilization for lunar and Martian habitats. AIAA Space 2012 Conference Proceedings, pp. 1141–1153.

Vogler, A. & Jørgensen, A., 2005. Psychological well-being in space habitats. *Acta Astronautica*, 57, 2–8, pp. 300–310.

OceanofPDF.com

Chapter 4
Space Habitat Design

4.1 OVERVIEW OF THE DESIGN PROCESS

Designing a space habitat involves a meticulous process that integrates cutting-edge engineering, architectural innovation, and interdisciplinary collaboration. The process addresses the need to sustain human life in environments devoid of Earth's natural resources and protection. From initial ideation to final deployment, the design process seeks to balance technological innovation with human-centered considerations, ensuring habitats meet safety, functionality, and sustainability requirements. Each phase of this process builds upon the last, advancing from conceptual exploration to detailed engineering and testing.

Space habitats must address challenges such as radiation exposure, extreme temperature fluctuations, microgravity, and the vacuum of space. The integration of innovative materials and systems ensures that the habitat can operate efficiently while prioritizing human health and safety. For instance, the use of hydrogen-rich materials for radiation shielding exemplifies the need for science-based design solutions tailored to specific environmental conditions (Freese & Lehnhardt, 2016). Furthermore, the design must account for the logistical complexities of transporting and assembling components in extraterrestrial environments, where traditional construction methods are not feasible.

The iterative nature of the design process allows teams to refine their ideas based on testing and feedback. For example, prototypes such as the Bigelow Expandable Activity Module (BEAM) (Figure 4.1) demonstrate how initial concepts can evolve through rigorous evaluation, leading to improvements in structural integrity and functionality. This stepwise progression not only reduces risks but also ensures that the final design aligns with mission objectives. By combining creativity with practicality, the design process results in habitats that advance space exploration and set the stage for permanent human settlement.

JAPAN
5
6

Figure 4.1 Bigelow BEAM.

Source: Bigelow / NASA / Public Domain

As space missions become more ambitious, the design process increasingly incorporates principles of sustainability and in situ resource utilization (ISRU). Habitats designed for the Moon or Mars must reduce reliance on Earth-based supplies by leveraging local resources for construction, energy generation, and life support. This shift reflects a broader commitment to creating resilient and self-sufficient systems capable of supporting long-term habitation. The following sections outline the critical stages of the design process, from initial ideation to deployment and beyond.

4.2 CONCEPTION AND INITIAL DESIGN

4.2.1 Mission Objectives and Requirements Gathering

The foundation of space habitat design lies in clearly defining mission objectives, which provide the framework for all subsequent decisions. Mission objectives vary widely, from scientific research and resource exploration to testing new technologies or establishing permanent settlements. For instance, a mission focused on exploring water ice deposits near the lunar poles will require a habitat to be designed to withstand extreme cold and prolonged periods of shadow. Defining the duration, crew size, and operational tasks of the mission enables designers to determine the necessary spatial layouts, energy needs, and life support requirements (ESA, 2023). Collaborative discussions with engineers, architects, and astronauts ensure that the habitat design aligns with both technical feasibility and human needs.

4.2.2 Environmental Analysis and Site Selection

Selecting an appropriate site for a space habitat is a multifaceted process that considers environmental constraints, scientific opportunities, and logistical factors. Lunar habitats, for example, often prioritize proximity to water ice deposits or regions with prolonged sunlight to facilitate energy generation and resource utilization. On Mars, subsurface ice presence and stable geological formations influence site selection, as these features provide essential resources and natural protection. Rigorous environmental

analysis, including assessments of radiation levels, regolith properties, and potential hazards, ensures that the chosen site supports long-term habitation while minimizing risks (Benaroya, 2017).

4.2.3 Concept Exploration and Ideation

The ideation phase leverages architectural creativity to explore innovative designs that balance functionality and sustainability. Teams generate a range of concepts, from rigid modular habitats to inflatable structures that expand upon deployment. Inflatable modules, such as NASA's TransHab, offer the advantage of reduced launch mass while providing spacious interiors for crew activities. Conversely, modular rigid habitats which are easily transportable and scalable, may be favored for missions requiring durability and adaptability. Digital modeling and physical prototypes help teams evaluate these concepts, ensuring that they meet the specific demands of the mission (Chen et al., 2020).

4.2.4 Feasibility Studies and Trade-Off Analysis

Feasibility studies and trade-off analyses are essential for evaluating the technical, logistical, and economic viability of the proposed designs. These studies examine factors such as material costs, assembly complexity, and energy requirements to determine the most practical solution. For example, regolith-based shielding offers significant cost savings by reducing the need to transport materials from Earth but requires advanced ISRU technologies for implementation. Trade-offs between functionality and sustainability are carefully considered to ensure that the final design achieves mission goals while optimizing resource use (Sanders et al., 2012).

4.3 DETAILED PLANNING AND SYSTEM INTEGRATION

4.3.1 Architectural Design and Layout

The architectural design phase transforms conceptual ideas into detailed blueprints that maximize spatial efficiency while addressing human needs. Zoning principles divide the habitat into functional areas, such as

workstations, living quarters, and recreational spaces, to optimize workflow and privacy. For instance, modular designs allow for reconfigurable layouts that adapt to evolving mission requirements. Incorporating natural lighting, Earth views, and communal areas helps mitigate the psychological challenges of isolation, fostering a sense of connection and normalcy (Vogler & Jørgensen, 2005).

4.3.2 System Integration for Habitat Functionality

System integration ensures that all subsystems—life support, power generation, thermal regulation, and waste management—operate harmoniously. These systems must be highly efficient and redundant to prevent catastrophic failures. For example, combining solar panels with nuclear energy provides a reliable power supply during lunar nights or Martian dust storms. Similarly, closed-loop water recycling systems reduce dependence on resupply missions by reclaiming water from waste streams. Integration testing verifies the interoperability of these systems, ensuring seamless functionality under operational conditions (NASA, 2023).

4.3.3 Redundancy and Safety

Redundancy is a cornerstone of space habitat design, safeguarding against unexpected failures in critical systems. Multiple life support units, backup power sources, and additional insulation layers ensure habitats remain operational even during system malfunctions. For instance, habitats on Mars may incorporate redundant air filtration units to maintain breathable atmospheres despite equipment failures. This focus on redundancy enhances safety and reliability, critical for missions where external assistance is limited (Freese & Lehnhardt, 2016).

4.3.4 Human Factors and Ergonomic Considerations

Human-centered design addresses the physical and psychological well-being of astronauts by prioritizing comfort and usability. Ergonomic workstations, modular sleeping pods, and adaptable exercise facilities enhance daily routines while mitigating the effects of microgravity. Adjustable lighting systems mimic Earth's day–night cycles, promoting circadian rhythm regulation and reducing fatigue. By addressing these

factors, habitats support the health and productivity of their inhabitants, enabling them to focus on mission objectives (Demontis et al., 2017).

4.4 SYSTEMS ENGINEERING AND MATERIAL SELECTION

4.4.1 Material Selection for Structural Resilience

The selection of materials for space habitats involves balancing strength, weight, and durability to withstand the harsh conditions of space. Advanced composites, such as carbon-fiber-reinforced polymers, offer high strength-to-weight ratios, reducing launch costs while ensuring structural integrity. Aluminum alloys, commonly used in spacecraft construction, provide corrosion resistance and reliability under mechanical stress. These materials are rigorously tested under simulated conditions to validate their performance in microgravity, vacuum, and temperature extremes (Krishna, 2022).

4.4.2 Radiation Shielding and Thermal Management

Protecting astronauts from radiation exposure requires innovative shielding solutions, such as hydrogen-rich materials and regolith. Polyethylene, for example, absorbs high-energy particles and reduces secondary radiation, making it a preferred material for shielding. Thermal management systems, incorporating aerogels and phase change materials, regulate internal temperatures despite external fluctuations. These systems ensure the habitat remains habitable, protecting both crew and equipment from environmental hazards (Biswal et al., 2021).

4.4.3 Adaptability and Sustainability

Space habitats must be adaptable to evolving mission needs and sustainable over long durations. Modular components, designed for easy repair and replacement, extend the operational lifespan of habitats. ISRU techniques, such as 3D printing with lunar regolith, enable on-site manufacturing of structural elements, reducing dependency on Earth-based supplies. These

approaches exemplify the integration of innovation and sustainability, supporting the long-term goals of space exploration (Sanders et al., 2012).

4.5 PROTOTYPING, TESTING, AND ITERATION

4.5.1 Prototyping for Design Validation

Prototyping is an essential stage in space habitat design, offering tangible models to test materials, systems, and configurations under controlled conditions. Early prototypes allow designers to identify the potential flaws and improve structural integrity and functionality before full-scale construction begins. For example, BEAM, attached to the International Space Station, provided valuable insights into inflatable habitat technologies. Prototypes often incorporate the latest innovations, such as advanced composites and adaptive materials, which undergo rigorous evaluation to determine their viability in space. These iterative developments ensure that the final design meets the demands of long-term extraterrestrial habitation (NASA, 2023).

4.5.2 Testing in Simulated Space Environments

Testing protocols replicate the harsh conditions of space to evaluate a habitat's performance under vacuum, radiation, and thermal extremes. Facilities like NASA's Neutral Buoyancy Laboratory simulate microgravity by submerging full-scale mockups in water, allowing astronauts to test operational procedures and assess interior layouts (Figure 4.2). Thermal vacuum chambers recreate the vacuum and temperature fluctuations of space, providing critical data on insulation and thermal control systems. These simulations ensure that systems and materials can withstand real-world conditions, minimizing the risks of failure during deployment (ESA, 2023).

4.5.3 Iteration and Design Refinement

The iterative design process allows for continuous refinement based on testing results, enabling improvements to structural resilience, system

integration, and user ergonomics. Insights from prototype evaluations often lead to significant changes in material selection or subsystem configuration. For instance, early tests of inflatable habitats revealed the need for enhanced micrometeoroid protection, prompting the integration of multilayered shielding materials. Similarly, feedback from astronaut simulations may influence the redesign of interior layouts to improve usability and comfort. This iterative approach ensures that habitats evolve to address emerging challenges and opportunities (Chen et al., 2020).


NASDA
NATIONAL SPACE DEVELOPMENT AGENCY OF JAPAN

Figure 4.2 JEM Testing in the Neutral Buoyancy Simulator (NBS).

Source: Neutral Buoyancy Laboratory / NASA / public domain

4.5.4 Integration Testing for Seamless Operation

Integration testing validates the interoperability of subsystems, such as power generation, thermal control, and life support, ensuring that they work cohesively. This stage often involves complex simulations that replicate full operational scenarios, including emergencies. For example, systems must demonstrate the ability to maintain air quality, temperature, and energy supply during simulated failures. Integration testing also evaluates the redundancy of critical systems, confirming that backups can seamlessly take over in the event of primary system malfunctions. These comprehensive assessments are crucial to ensuring habitat reliability and safety in space (Freese & Lehnhardt, 2016).

4.6 HUMAN IN THE LOOP TESTING

4.6.1 Principles of Human-in-the-Loop Testing (HITL)

Human-in-the-loop (HITL) testing integrates astronauts and test participants into the design evaluation process, allowing real-time feedback on usability, ergonomics, and functionality. This approach ensures that habitats are optimized for human interaction, addressing both operational and psychological factors. For example, HITL testing evaluates the placement of controls, accessibility of workstations, and the comfort of sleeping quarters. By involving users in the design process, engineers can identify and mitigate potential usability issues that might not be apparent in computational simulations or robotic testing. This human-centric approach enhances the overall effectiveness and safety of space habitats (NASA, 2023).

4.6.2 Case Studies in HITL Testing

NASA's Neutral Buoyancy Laboratory and Mars analog simulations, such as HI-SEAS (Hawaii Space Exploration Analog and Simulation), provide real-world examples of HITL testing in action. The Neutral Buoyancy Laboratory simulates microgravity conditions, allowing astronauts to

perform tasks within full-scale habitat mockups. HI-SEAS, on the other hand, involves participants living in Mars-like conditions for extended periods, providing data on group dynamics, psychological stressors, and resource usage. These simulations offer invaluable insights into how habitats can better support human performance and well-being during long-duration missions (Demontis et al., 2017).

4.6.3 Benefits of HITL Testing

The inclusion of humans in testing phases enhances habitat safety, usability, and psychological support systems. For instance, feedback from astronauts can identify issues such as insufficient storage or poorly placed handrails, leading to immediate design modifications. HITL testing also provides data on circadian rhythm regulation, guiding the integration of adjustable lighting systems that mimic Earth's day–night cycle. Additionally, this testing approach fosters iterative improvements, ensuring that habitats evolve to meet the changing needs of their occupants (Vogler & Jørgensen, 2005).

4.6.4 Challenges in HITL Testing

Despite its benefits, HITL testing presents challenges, including the need for realistic simulations and diverse participant selection. Replicating microgravity or the psychological effects of isolation on Earth can be difficult, potentially limiting the accuracy of findings. Moreover, selecting participants who represent the diversity of potential astronaut crews is critical for ensuring broadly applicable results. Ethical considerations, such as ensuring the well-being of participants during extended tests, must also be carefully managed. Addressing these challenges is essential for maximizing the value of HITL testing in space habitat development (Chen et al., 2020).

4.7 MANUFACTURING, ASSEMBLY, AND DEPLOYMENT

4.7.1 Precision in Manufacturing and Quality Control

The manufacturing of space habitat components demands exacting precision and quality control to ensure reliability and performance in extreme environments. Advanced techniques, such as additive manufacturing (3D printing), allow for the designing and manufacturing of new lightweight and complex structures. For example, ESA has explored the use of 3D printing with lunar regolith to fabricate habitat walls directly on the Moon (Figure 4.3). These methods reduce material waste and logistical challenges associated with transporting components from Earth, marking a significant step toward sustainable space construction (ESA, 2023).

4.7.2 Challenges in Assembly

The assembly of habitats in microgravity or reduced-gravity environments presents unique logistical and technical challenges. Orbital assembly, as demonstrated by the International Space Station, requires precise alignment and autonomous docking systems to connect habitat modules. On planetary surfaces, robotic systems may be employed to assemble prefabricated components, as envisioned in NASA's Artemis program. These assembly methods must account for the absence of traditional construction equipment and the constraints of remote operations (Krishna, 2022).



Figure 4.3 3D-Printing Testing with Simulated Regolith.

Source: NASA / Public Domain

4.7.3 Deployment Strategies

The deployment of habitat modules involves transitioning them from compact launch configurations to fully operational structures. Inflatable habitats, for instance, require mechanisms to ensure reliable expansion and pressurization upon deployment. The success of the BEAM module on the ISS highlights the importance of redundancy and robustness in deployment systems. Following deployment, initial commissioning tests verify that all systems, from life support to energy generation, are functioning as intended before crew arrival (NASA, 2023).

4.7.4 Sustainability Through In Situ Resource Utilization (ISRU)

Future habitats will increasingly rely on ISRU to manufacture components on-site, reducing dependency on Earth-based supplies. Techniques such as 3D printing with regolith or extracting water from Martian ice exemplify this approach. By utilizing local materials, habitats can achieve greater sustainability and scalability, enabling the construction of larger settlements and reducing costs. ISRU represents a paradigm shift in habitat development, aligning with the long-term goals of permanent human presence on the Moon and Mars (Sanders et al., 2012).

REFERENCES

Benaroya, H., 2017. Lunar habitats: A brief overview of recent concepts. *Acta Astronautica*, 130, pp. 654–666.

Biswal, M., et al., 2021. Thermal control solutions for planetary habitats using phase change materials. ASCE Earth and Space 2021 Proceedings, pp. 312–322.

Chen, L., et al., 2020. Evaluating inflatable space habitat designs for durability and efficiency. AIAA Space 2020 Conference Proceedings.

Demontis, G.C., et al., 2017. Human pathophysiological adaptations to the space environment. *Frontiers in Physiology*, 8, pp. 204–215.

European Space Agency (ESA), 2023. *Lunar 3D Printing USING regolith*. ESA Publications. [online] Available at: https://www.esa.int.

Freese, E. & Lehnhardt, K., 2016. Radiation shielding strategies for Mars missions. *Acta Astronautica*, 121, pp. 22–34.

Krishna, R., 2022. Material advances in spacecraft structural design under dynamic loads. *Journal of Aerospace Engineering*, 35, 4, pp. 1143–1162.

NASA, 2023. *Environmental Control and Life Support System (ECLSS) Overview*. NASA Publications. [online] Available at: https://www.nasa.gov.

Sanders, G., et al., 2012. In-situ resource utilization for lunar and Martian habitats. AIAA Space 2012 Conference Proceedings.

Vogler, A. & Jørgensen, A., 2005. Psychological well-being in space habitats. *Acta Astronautica*, 57, 2–8, pp. 300–310.

OceanofPDF.com

Chapter 5
Destinations

The selection of destinations for space exploration is a critical part of mission planning, influencing every aspect of spacecraft design, operational strategies, and long-term sustainability. Different destinations in space pose unique challenges and offer distinct opportunities that must be carefully considered to ensure mission success. From the microgravity environments of low Earth orbit (LEO) to the extreme conditions of deep space, the Moon, and Mars, each destination requires tailored technologies and strategies to address its specific constraints and leverage its potential. This chapter delves into the physical, environmental, and operational characteristics of these key destinations, exploring how they shape human exploration and the pursuit of a sustained extraterrestrial presence.

Destinations like LEO serve as a critical testing ground for technologies and strategies that enable long-term exploration. The relatively low cost and short duration of LEO missions provide opportunities to conduct experiments and refine systems in a controlled environment close to Earth. However, the increasing congestion of LEO due to orbital debris presents significant risks that demand innovative mitigation strategies. As humanity pushes further into space, transitioning to deep space missions introduces new challenges, such as radiation hazards, communication delays, and the need for greater self-sufficiency. These missions serve as stepping stones to the Moon, Mars, and beyond, driving the development of advanced propulsion systems, radiation shielding, and life support technologies.

The Moon's proximity to Earth and its abundance of in situ resources make it an ideal destination for testing technologies that will be critical for deep space exploration. Lunar missions provide opportunities to study resource extraction techniques, such as mining water ice from permanently shadowed craters or producing oxygen and metals from regolith. These capabilities are essential for establishing a sustainable presence on the Moon and preparing for missions to Mars. Mars, with its unique geological features and potential for hosting past or present life, represents a long-term goal for human exploration. The challenges of Mars exploration, including

its thin atmosphere, seasonal dust storms, and reduced gravity, require innovative solutions to ensure crew safety and mission sustainability.

Beyond Mars, deep space missions targeting asteroids or the outer planets offer opportunities for scientific discovery and resource acquisition. These missions necessitate cutting-edge technologies, such as autonomous spacecraft, high-efficiency propulsion systems, and advanced robotics. By addressing the challenges posed by these distant destinations, space exploration not only expands human knowledge but also drives innovation in fields ranging from materials science to artificial intelligence. As this chapter will demonstrate, the unique characteristics of each destination shape the strategies and technologies required for their exploration, contributing to the broader goal of establishing humanity as a multi-planetary species.

5.1 MICROGRAVITY ENVIRONMENTS

Microgravity environments, where gravitational forces are significantly weaker than those on Earth, present unique challenges and opportunities for human space exploration. LEO, a region extending from 160 to 2000 kilometers above the Earth's surface, provides an ideal platform for studying the effects of microgravity on the human body, biological processes, and material properties. This research is critical for developing countermeasures and technologies to support long-duration missions to destinations like Mars and beyond. Microgravity affects nearly every aspect of human physiology, from fluid distribution and muscle function to bone density and cardiovascular health. Astronauts in microgravity environments experience significant muscle atrophy and bone loss, necessitating rigorous exercise regimens to maintain physical health. Resistance-based exercise devices, such as the Advanced Resistive Exercise Device (ARED) aboard the ISS, have proven effective in mitigating these effects, enabling astronauts to remain healthy during extended missions (Demontis et al., 2017).

The implications of microgravity extend beyond human physiology to include its impact on spacecraft systems and operational strategies. Fluid behavior in microgravity, governed by surface tension and capillary forces, challenges the design of fuel storage systems, water recycling units, and

waste management systems. Heat transfer mechanisms, which rely on convection in Earth's gravity, must be redesigned for efficient operation in microgravity. Technologies such as capillary-driven fluid handling systems and advanced thermal control designs are critical for maintaining the functionality of spacecraft systems under these conditions (Krishna, 2022). These innovations not only enhance mission performance but also contribute to the development of Earth-based technologies with applications in fields such as biomedical engineering and manufacturing.

Deep space missions introduce additional complexities as astronauts transition from LEO's relatively benign environment to regions with higher radiation levels and greater isolation. The absence of Earth's magnetosphere in deep space exposes crews to galactic cosmic rays (GCRs) and solar particle events (SPEs), increasing the risk of cancer, cardiovascular disease, and neurological damage. Addressing these hazards requires advanced shielding technologies, such as water walls or hydrogen-rich materials, which effectively absorb high-energy particles. Psychological challenges associated with prolonged isolation and delayed communication with Earth also necessitate innovative support systems, including AI-driven tools for mental health monitoring and autonomous decision-making systems (Freese & Lehnhardt, 2016). These measures ensure that astronauts can remain safe and productive during missions lasting months or even years.

Microgravity environments also provide unparalleled opportunities for scientific research, enabling experiments that are impossible on Earth. Studies conducted aboard the ISS have advanced our understanding of protein crystallization, fluid mechanics, and combustion processes, with applications ranging from drug development to materials science. These experiments not only inform the design of future space missions but also contribute to innovations in medicine, energy production, and manufacturing. By leveraging the unique conditions of microgravity, space exploration drives technological advancements that benefit humanity both on and off Earth.

5.2 LOW-EARTH ORBIT

LEO remains a critical destination for space exploration due to its accessibility, scientific potential, and operational significance. As the region

closest to Earth where sustained human presence has been achieved, LEO serves as a vital testing ground for technologies and strategies that enable long-term exploration. The ISS, a flagship project of international collaboration, exemplifies the potential of LEO as a platform for advancing scientific knowledge and developing life support systems. Research conducted aboard the ISS has provided insights into the physiological effects of microgravity, the behavior of materials in space, and the performance of life support technologies, all of which are essential for missions to the Moon, Mars, and beyond.

However, LEO is not without its challenges, with orbital debris posing a significant threat to operational spacecraft and habitats. The accumulation of defunct satellites, spent rocket stages, and collision fragments has created a hazardous environment that requires active management to ensure the safety of future missions (Figure 5.1). Strategies such as collision avoidance maneuvers, debris tracking systems, and active debris removal technologies are critical for mitigating these risks. For example, the European Space Agency's ClearSpace-1 mission aims to demonstrate the feasibility of capturing and deorbiting defunct satellites, paving the way for broader debris removal efforts (De Simone et al., 2020). These initiatives highlight the importance of international cooperation in addressing the challenges of orbital debris and preserving LEO as a sustainable operational zone.



Figure 5.1 Satellites in Low Earth Orbit (Illustration).

Source: NASA / Public Domain

Radiation exposure in LEO, while lower than in deep space, remains a concern, particularly in regions such as the South Atlantic Anomaly where the radiation levels are significantly higher. Astronauts aboard the ISS rely on polyethylene shielding and regular dosimetry assessments to manage their exposure, ensuring that it remains within safe limits. Advances in radiation shielding materials and monitoring technologies continue to enhance crew safety in LEO, providing valuable insights for addressing the more severe radiation challenges of deep space missions. These innovations underscore the importance of LEO as a proving ground for developing solutions to the hazards of space exploration.

LEO's microgravity environment offers unique opportunities for conducting experiments that cannot be replicated on Earth. Research in areas such as fluid dynamics, protein crystallization, and materials science has led to breakthroughs in drug development, manufacturing, and energy production. These findings not only advance space exploration but also have significant implications for industries and applications on Earth. As a platform for scientific discovery and technological innovation, LEO remains an indispensable destination for advancing humanity's presence in space (Carpenter et al., 2017).

5.3 DEEP SPACE

Deep space, defined as regions beyond Earth's magnetosphere, represents a vastly different operational environment compared to LEO. It offers unique scientific opportunities and serves as a critical stepping stone toward humanity's expansion into the solar system. Missions to deep space require robust engineering solutions and operational strategies to address the heightened challenges associated with radiation, isolation, thermal extremes, and resource limitations. As technology advances, deep space exploration is becoming increasingly feasible, paving the way for human missions to Mars, asteroids, and potentially the outer planets.

One of the most significant hazards of deep space exploration is radiation exposure. Without the protective shielding of Earth's magnetosphere,

astronauts are exposed to GCRs and SPEs, both of which pose serious health risks. GCRs are high-energy particles that can penetrate spacecraft shielding and human tissue, increasing the risk of cancer and neurological damage. SPEs, although shorter in duration, can deliver lethal doses of radiation if shielding is inadequate. Current research focuses on the development of innovative shielding solutions, including hydrogen-rich materials such as polyethylene and advanced concepts like active magnetic deflection systems. NASA's Lunar Gateway is set to test these technologies in a deep space environment, providing critical data for future missions (Freese & Lehnhardt, 2016).

The logistical challenges of deep space missions are significantly greater than those of LEO due to the increased distance from Earth. Communication delays, which can range from minutes to hours, necessitate the development of autonomous systems capable of managing navigation, life support, and scientific operations without real-time input from mission control. Artificial intelligence (AI) and machine learning are increasingly integrated into spacecraft systems to enhance their ability to diagnose and resolve issues independently. For example, the European Space Agency's METERON project has demonstrated the feasibility of remotely controlling robotic systems in deep space, providing valuable insights into autonomy and telepresence.

Thermal extremes are another critical challenge, as deep space lacks the thermal insulation provided by planetary atmospheres. Spacecraft and habitats must incorporate advanced thermal control systems, such as multilayer insulation (MLI) and phase change materials, to maintain stable internal conditions. These systems protect sensitive instruments and life support systems from the extreme heat of direct sunlight and the frigid cold of shadowed regions. Such innovations are not only vital for crewed missions but also for uncrewed scientific missions that operate for extended periods in harsh environments (Biswal et al., 2021).

The scientific opportunities presented by deep space are unparalleled. Asteroid missions, for instance, allow for the study of primordial materials that provide insights into the formation of the solar system. Mars missions, on the other hand, focus on understanding planetary evolution and the potential for life. Europa and Enceladus, moons of Jupiter and Saturn respectively, have gained attention as candidates for harboring

extraterrestrial life due to their subsurface oceans. Exploring these destinations requires sophisticated instrumentation, advanced propulsion technologies, and international collaboration. Deep space exploration is not only a scientific endeavor but also a testament to humanity's ability to overcome extreme challenges and expand its horizons.

5.4 MOON

The Moon has long been a focal point for human exploration due to its proximity to Earth and the wealth of opportunities it offers for scientific research, resource utilization, and technology testing. As humanity prepares to establish a sustained presence on the lunar surface, understanding its unique environment is essential for developing effective mission strategies and systems. The Moon's lack of atmosphere, extreme temperature variations, and abundant regolith create challenges that must be addressed to ensure mission success and safety.

One of the most promising aspects of lunar exploration is the potential for in situ resource utilization (ISRU). The Moon's surface is rich in regolith containing oxygen, silicon, and metals, which can be extracted and used for life support, construction, and manufacturing. Permanently shadowed regions near the lunar poles harbor water ice, which can be processed into drinking water, oxygen, and hydrogen fuel. ESA's PROSPECT mission aims to demonstrate the feasibility of extracting resources from lunar regolith, providing a foundation for sustainable lunar operations (Carpenter et al., 2017). These advancements are critical for reducing the reliance on Earth-based resupply and enabling longer missions.

The Moon's lack of atmosphere exposes its surface to intense radiation and micrometeoroid impacts. Lunar habitats must incorporate robust shielding to protect astronauts from these hazards. One approach involves covering habitats with regolith, which serves as an effective barrier against both radiation and micrometeoroid damage. Another innovative concept involves using 3D printing to construct habitat walls from local materials, a technique demonstrated by ESA's lunar base studies. These strategies highlight the importance of leveraging in situ resources to enhance the safety and sustainability of lunar missions (Sanders et al., 2012).

Thermal management is a critical challenge for lunar missions due to the Moon's two-week-long day-night cycle. During the lunar night, temperatures can plummet to −173°C, while daytime temperatures can exceed 127°C. Advanced thermal control systems, such as radiators, heat pumps, and thermal batteries, are essential for maintaining stable conditions within habitats and spacecraft. For instance, NASA's Lunar Gateway will test systems designed to withstand these extremes, providing valuable data for surface missions. Addressing thermal challenges is key to ensuring the functionality of life support systems, scientific instruments, and power generation technologies (Krishna, 2022).

Scientific exploration of the Moon continues to yield valuable insights into planetary formation and the early history of the solar system. The Moon's surface preserves a record of impacts and geological processes that have shaped its evolution, offering clues about Earth's own history. Missions like NASA's Artemis program aim to conduct extensive scientific investigations while preparing for human exploration of Mars. By establishing a sustainable presence on the Moon, humanity can advance its understanding of planetary science and develop the technologies needed for deeper space exploration.

5.5 MOON'S EQUATORIAL REGIONS

The equatorial regions of the Moon are characterized by a relatively stable and uniform landscape compared to the poles, offering unique opportunities for exploration and research. These areas include a vast expanse of basaltic plains known as maria, formed by ancient volcanic activity. Their accessibility and uniform terrain make the equatorial regions an ideal testing ground for advanced robotics, habitat construction, and ISRU technologies. Despite their advantages, these regions also present challenges, including extreme temperature variations and exposure to high levels of solar and cosmic radiation.

The Moon's equatorial regions experience a two-week-long lunar day followed by an equally long lunar night, with temperatures ranging from −173°C during the night to over 127°C during the day. Such extreme thermal cycling poses challenges for habitat and system designs, requiring advanced thermal control mechanisms. MLI, thermal radiators, and phase

change materials have been proposed to address these fluctuations, ensuring the stability and functionality of life support systems, scientific instruments, and power generation technologies. In addition, the use of thermoelectric generators that exploit the temperature differential between day and night presents a potential solution for sustainable power generation in these regions (Biswal et al., 2021).

The composition of the lunar regolith in equatorial regions provides significant opportunities for ISRU. Studies indicate that regolith in these areas is rich in oxygen-bearing compounds, which can be extracted to produce breathable oxygen and oxidizers for rocket fuel. The European Space Agency (ESA) has demonstrated the feasibility of extracting oxygen from lunar regolith using electrochemical reduction processes, paving the way for localized life support systems. These advancements not only reduce the dependency on Earth-based resupply missions but also contribute to the sustainability of lunar operations.

However, the lack of significant water ice deposits in equatorial regions limits the availability of some critical resources. This constraint necessitates the transportation of water or its production through alternative methods, such as hydrogen and oxygen recombination or recycling within closed-loop life support systems. Despite these limitations, the equatorial regions remain an attractive option for early-stage lunar missions due to their relatively predictable environment and ease of access. Establishing a foothold in these regions allows for the gradual development of infrastructure and expertise required for more complex missions to the Moon's polar areas and beyond.

Scientific research in the equatorial regions focuses on understanding the Moon's volcanic history, impact processes, and surface composition. The basaltic plains of the maria are rich in minerals such as ilmenite, which could be used in advanced ISRU applications to produce metals and other industrial materials. The analysis of impact craters in these areas provides insights into the history of the solar system, including the frequency and scale of asteroid impacts. By studying the equatorial regions, researchers gain a deeper understanding of planetary processes while laying the groundwork for future lunar exploration and habitation.

5.6 MOON'S POLAR REGIONS

The Moon's polar regions represent a unique and highly promising area for advancing the goals of sustained human exploration and scientific research. Unlike the equatorial regions, the poles offer both logistical and resource advantages that make them a prime candidate for establishing long-term lunar bases. Features such as permanently shadowed regions (PSRs), extended sunlight availability, and abundant water ice make the polar regions a critical focus for current and future lunar exploration missions (Figure 5.2). However, these benefits come with significant challenges, including extreme cold, rugged terrain, and communication difficulties, necessitating innovative solutions and technologies.

One of the most significant discoveries in lunar exploration has been the confirmation of water ice deposits in the PSRs of the Moon's polar regions. These areas, shielded from direct sunlight for billions of years, have maintained temperatures as low as −250°C, creating ideal conditions for the preservation of volatiles like water ice. This ice, first confirmed by the Lunar Reconnaissance Orbiter and India's Chandrayaan-1, is distributed in small concentrations within craters and along shadowed terrains near the lunar poles. The ability to extract and process this water for human use is critical for reducing reliance on Earth-based resupply missions. Water from these deposits can be split into hydrogen and oxygen for use as rocket fuel or utilized directly for life support systems, including drinking water and breathable oxygen (Sanders et al., 2012).

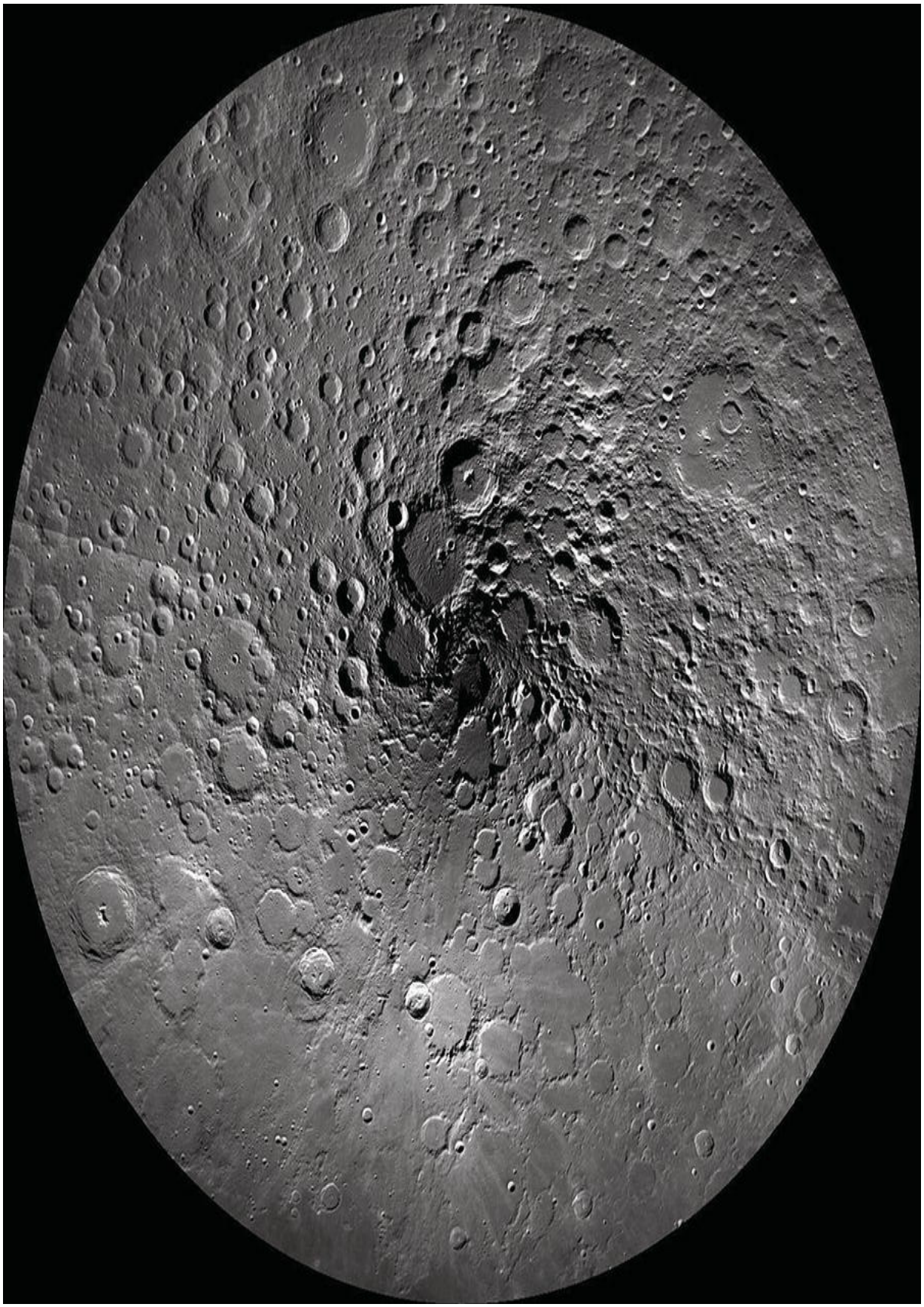

Figure 5.2 The Moon's North Pole.

Source: NASA / Public Domain

The PSRs, while resource-rich, present significant operational challenges. The extreme cold within these regions requires advanced thermal management systems to ensure the functionality of habitats, robotic systems, and extraction technologies. Materials and systems must withstand prolonged exposure to subzero temperatures without degrading. Solutions such as active thermal systems, which rely on resistive heating or radioisotope thermal generators (RTGs), are critical for enabling extended operations in PSRs. These systems must be coupled with robust insulation to maintain internal thermal stability while minimizing energy consumption. Additionally, mobile robotic systems must be equipped with autonomous navigation capabilities to traverse rugged terrains, mapping resource distributions and establishing infrastructure in these shadowed regions (Carpenter et al., 2017).

The lunar poles are not only resource rich but also offer significant energy generation potential due to the extended periods of sunlight experienced near the peaks of eternal light. These areas receive sunlight for up to 80% of the lunar day, making them ideal locations for solar power generation. Advanced solar power systems capable of tracking the Sun's low angle across the horizon are being developed to maximize energy capture. Lightweight, deployable solar arrays combined with high-efficiency photovoltaic materials have shown promise in generating sufficient energy to support habitats and other systems. Energy storage technologies, including advanced lithium-ion batteries and hydrogen fuel cells, ensure a consistent power supply during periods of shadow, addressing one of the most significant challenges of polar operations (NASA, 2023c).

ISRU at the lunar poles is a key component of creating a sustainable presence on the Moon. Water ice extracted from PSRs can be processed into hydrogen and oxygen, enabling on-site production of rocket propellants and reducing the cost of future deep space missions. Extraction methods such as microwave heating, which sublimates the ice into water vapor for collection, and chemical processes that separate water molecules into their constituent elements are being actively tested. The integration of these systems into lunar missions marks a critical step toward achieving a self-

sustaining lunar economy and supporting long-term human habitation. ISRU also opens the possibility of establishing supply chains for interplanetary exploration, with the Moon serving as a launch and refueling hub for missions to Mars and beyond (Krishna, 2022).

Scientific opportunities in the polar regions extend beyond resource utilization. The PSRs act as natural archives, preserving a record of cometary and asteroid impacts over billions of years. Analyzing these deposits provides insights into the distribution of volatiles and the early history of the solar system. Furthermore, the unique lighting conditions and geographic isolation of the polar regions make them ideal for establishing radio telescopes and other scientific instruments. These observatories can operate without interference from Earth's atmosphere or radio signals, enabling unprecedented observations of the universe. Such facilities could revolutionize our understanding of cosmic phenomena, from the formation of stars to the detection of extraterrestrial life (Elvis et al., 2020).

Despite the significant advantages of the polar regions, their exploration requires addressing key logistical and engineering challenges. Communication is a particular issue due to the Moon's lack of a global satellite network. Developing a robust communication infrastructure, including orbiting relay satellites, will be essential for maintaining contact with rovers, habitats, and other systems operating in shadowed regions. Additionally, the construction of habitats and infrastructure must account for the uneven and rugged terrain of the polar regions, requiring advanced construction techniques such as 3D printing with regolith. These solutions are currently being tested and refined through missions like ESA's PROSPECT and NASA's Artemis program, which aim to establish the technological and operational foundations for sustainable exploration of the Moon's poles (Carpenter et al., 2017).

The polar regions of the Moon represent a transformative opportunity for advancing humanity's presence in space. Their resource potential, energy generation capabilities, and scientific value make them a cornerstone of lunar exploration strategies. By addressing the challenges of extreme temperatures, rugged terrain, and communication difficulties, space agencies and private enterprises can unlock the full potential of these regions. Establishing a foothold in the polar regions not only enables sustainable operations on the Moon but also serves as a critical stepping

stone for future exploration of Mars and beyond. The technologies and strategies developed for polar missions will play a pivotal role in shaping the next era of space exploration, pushing the boundaries of what humanity can achieve.

5.7 MARS

Mars represents one of the most compelling and ambitious destinations for human exploration due to its unique combination of scientific intrigue, resource potential, and long-term habitability prospects. The planet's similarities to Earth, including its day–night cycle, polar ice caps, and diverse geological features, make it an attractive target for advancing planetary science and testing the feasibility of sustained human presence beyond Earth. However, the challenges of Mars exploration are considerable, requiring innovative technologies and strategies to overcome its thin atmosphere, harsh radiation environment, and seasonal dust storms.

One of the most significant opportunities on Mars lies in its potential for ISRU. The presence of water ice in the planet's polar regions and beneath its surface is a critical resource that can support human life and mission sustainability. Water extracted from Martian ice can be used for drinking, oxygen production, and fuel generation through the electrolysis of hydrogen and oxygen. Additionally, the planet's atmosphere, composed primarily of carbon dioxide, can be harnessed to produce oxygen using technologies such as NASA's MOXIE (Mars Oxygen In Situ Resource Utilization Experiment), which has demonstrated the ability to generate oxygen on the Martian surface during the Perseverance rover mission. These advancements highlight the importance of ISRU in reducing dependency on Earth-based resupply and enabling long-term habitation (Hecht et al., 2021).

The environmental challenges of Mars require innovative habitat designs capable of withstanding extreme conditions while ensuring crew safety and comfort. The planet's thin atmosphere, with only 1% of Earth's atmospheric pressure, provides minimal protection against radiation and meteoroids. As a result, habitats must incorporate robust shielding materials, such as regolith or hydrogen-rich polymers, to mitigate radiation exposure. Seasonal dust storms, which can envelop the planet for weeks, pose

additional risks to habitats and power systems by reducing sunlight and accumulating dust on solar panels. NASA and ESA are exploring hybrid energy solutions, such as combining solar panels with compact nuclear reactors, to ensure a reliable power supply during these events (NASA, 2023b).

Mars' reduced gravity, approximately 38% of Earth's, introduces physiological challenges that must be addressed to maintain crew health during extended missions. Research conducted aboard the ISS has provided valuable insights into the effects of microgravity on the human body, but the long-term impacts of partial gravity remain poorly understood. Countermeasures such as resistance exercise devices, artificial gravity systems, and nutritional supplements are being developed to mitigate the risks of muscle atrophy and bone density loss. These measures are essential for ensuring that astronauts remain physically capable of performing critical tasks on the Martian surface (Demontis et al., 2017).

Scientific exploration of Mars has the potential to transform our understanding of the solar system and the possibility of life beyond Earth. The planet's ancient riverbeds, lake deposits, and mineral-rich terrains provide evidence of a wetter and potentially habitable past. Missions such as Perseverance and ExoMars are focused on detecting signs of past or present microbial life, analyzing soil and rock samples, and studying the planet's climate history. By establishing a sustained presence on Mars, humanity can advance planetary science while developing the technologies and systems needed for deeper exploration of the solar system.

5.8 MARS EQUATORIAL REGIONS

The equatorial regions of Mars, encompassing expansive plains, canyons, and volcanic terrains, present a vastly different set of characteristics and challenges compared to the polar areas. These regions are marked by relatively moderate temperatures, prolonged sunlight, and a wealth of geological diversity, making them attractive for exploration and habitation. The equatorial zones, including iconic locations like Valles Marineris and Olympus Mons, are not only scientifically significant but also operationally advantageous due to their accessibility and resource potential. However,

challenges such as high radiation levels, dust storms, and reduced gravity necessitate innovative solutions for long-term missions (Figure 5.3).

One of the primary advantages of the equatorial regions is their relatively consistent exposure to sunlight, making them ideal for solar power generation. Solar panels deployed in these areas can provide a reliable and sustainable energy source for habitats, rovers, and other systems. Advanced photovoltaic technologies, such as lightweight and flexible solar arrays, have been designed to maximize energy efficiency while minimizing weight and transportation costs. Energy storage systems, including advanced batteries and thermal energy storage, ensure a continuous power supply during periods of reduced sunlight caused by seasonal dust storms. These innovations enable the equatorial regions to serve as hubs for long-term exploration and research activities (Biswal et al., 2021).



Figure 5.3 Gullies (Ravines) in Mars' Equatorial Regions.

Source: NASA / Public Domain

The equatorial regions are rich in geological features that offer unique opportunities for scientific discovery and resource utilization. For example, the volcanic plains around Olympus Mons and the canyon systems of Valles Marineris contain diverse rock formations and mineral deposits that can be studied to understand the planet's geological history. These areas are also potential sources of regolith for construction and shielding materials, as well as minerals that can be used in advanced ISRU applications. Techniques for extracting and processing these materials are being tested through Earth-based simulations and robotic missions, paving the way for sustainable operations on Mars.

Radiation exposure is a significant challenge in the equatorial regions due to the absence of a global magnetic field and a thin atmosphere that offers minimal shielding. Astronauts and habitats must be equipped with radiation protection systems, including multilayered shielding manufactured from hydrogen-rich materials or regolith. Underground habitats or structures built into canyon walls, such as those in Valles Marineris, offer natural protection against radiation and micrometeoroids. These approaches are being evaluated for their feasibility and efficiency, providing critical insights for habitat design in high-radiation environments (Freese & Lehnhardt, 2016).

The equatorial regions also face challenges related to Mars' seasonal dust storms, which can cover the entire planet and persist for weeks or months. These storms reduce sunlight, disrupt communication, and accumulate dust on solar panels and equipment, impacting mission operations. Robotic systems equipped with self-cleaning technologies and advanced dust management mechanisms are being developed to address these issues. Additionally, hybrid energy systems that combine solar power with nuclear energy ensure mission continuity during prolonged dust storms. Combining these technologies and strategies is critical for enabling sustainable exploration in Mars' equatorial regions.

Scientific research in the equatorial regions has provided valuable insights into the planet's climate history and potential habitability. Missions such as Mars Pathfinder and Curiosity have explored ancient riverbeds and sedimentary layers, uncovering evidence of past liquid water and habitable

conditions. The equatorial regions are also ideal for studying the interaction between Mars' surface and atmosphere, particularly in areas where dust activity is prominent. By continuing to explore these diverse and dynamic zones, researchers can expand our understanding of Mars while preparing for the next steps in human exploration.

5.9 MARS POLAR REGIONS

The polar regions of Mars are among the most scientifically intriguing and operationally challenging areas on the planet. Dominated by expansive ice caps composed of water and carbon dioxide, these regions hold critical clues about Mars' climate history and its potential to support human exploration. Seasonal changes in the polar caps result in dynamic processes, including sublimation and deposition, which influence the planet's atmosphere and surface conditions. The unique characteristics of the polar regions make them prime candidates for scientific research, resource extraction, and long-term habitation, though these opportunities are tempered by significant challenges, including extreme cold, limited sunlight, and rugged terrain.

The water ice in Mars' polar regions represents one of the planet's most valuable resources for future exploration. The ice caps, composed of alternating layers of water ice and dust, provide a historical record of the planet's climate, much like Earth's polar ice sheets. These deposits are not only critical for understanding Mars' environmental evolution but also serve as a potential resource for supporting human life. Water extracted from these regions can be used for drinking, agriculture, and oxygen generation. It can also be split into hydrogen and oxygen for use as rocket fuel, enabling Mars to serve as a refueling station for missions deeper into the solar system. Advanced extraction technologies, such as thermal drills and microwave sublimation systems, are being developed to efficiently access these icy reserves while preserving the surrounding environment (Hecht et al., 2021).

The extreme environmental conditions of the Martian polar regions pose significant challenges for exploration and habitation. Temperatures in these areas can drop below −125 °C, requiring habitats and equipment to be designed with advanced thermal insulation and active heating systems.

Energy generation is another critical challenge due to the limited availability of sunlight during the long polar winters. Solar power systems, while effective in equatorial regions, are less reliable in the polar areas. As a result, alternative energy solutions, such as compact nuclear reactors or hybrid power systems, are essential for supporting operations in these regions. NASA's Kilopower project, which focuses on developing small, portable nuclear reactors, offers a promising solution for providing consistent energy in polar environments (NASA, 2023b).

The rugged terrain of the polar regions, marked by crevasses, steep slopes, and thick ice layers, complicates mobility and infrastructure development. Robotic systems equipped with advanced navigation and terrain-mapping capabilities are crucial for conducting preliminary surveys and establishing the foundations for human exploration. Technologies such as autonomous rovers and aerial drones are being developed to navigate these challenging landscapes and identify optimal sites for resource extraction and habitat construction. These systems must be robust and versatile, capable of operating in extreme conditions while performing tasks ranging from drilling and sample collection to construction and repair (Carpenter et al., 2017).

Scientific exploration of Mars' polar regions offers unparalleled opportunities to study the planet's climate and geology. The ice caps contain records of atmospheric changes and surface interactions spanning millions of years, providing valuable insights into the history of water on Mars. These regions are also ideal for searching for signs of past or present life, as the presence of water increases the likelihood of habitable conditions. Missions such as the Mars Polar Lander and the proposed Icebreaker Life mission aim to drill beneath the surface ice to analyze subsurface environments and search for microbial life. The polar regions, with their unique combination of scientific and operational potential, are central to Mars exploration strategies.

5.10 ASTEROIDS AND BEYOND

Asteroids represent a new frontier in space exploration, offering unique scientific and economic opportunities while presenting significant technical challenges. These celestial bodies, which are remnants of the early solar

system, provide valuable insights into planetary formation and the distribution of resources such as water, metals, and organic compounds. Missions to asteroids, such as NASA's OSIRIS-REx and Japan's Hayabusa2, have demonstrated the feasibility of sampling and analyzing asteroid materials, paving the way for future exploration and resource utilization.

Asteroids are rich in volatiles and metals, including iron, nickel, and platinum-group elements, which are essential for manufacturing and industry. The potential for asteroid mining has garnered significant interest as a means of supporting space-based infrastructure and reducing reliance on Earth-based resources. For example, water extracted from asteroids can be used for drinking, radiation shielding, and fuel production, while metals can be processed to build spacecraft components and habitats. However, the technical challenges of operating in the low-gravity environments of asteroids require advanced robotic systems, precise navigation technologies, and efficient propulsion systems to enable resource extraction and processing (Elvis et al., 2020).

One of the primary challenges of asteroid missions is the need for precise navigation and station-keeping due to the low gravitational fields of these bodies. Spacecraft must rely on advanced propulsion systems, such as ion thrusters, to maintain stability and maneuverability during operations. Additionally, the irregular shapes and compositions of asteroids create operational complexities that require adaptable robotic systems capable of anchoring to surfaces, drilling, and collecting samples. Technologies developed for these missions will play a critical role in supporting future endeavors, including establishing a space economy and enabling human exploration of more distant destinations.

Beyond asteroids, missions to the outer planets and their moons represent a long-term goal for human exploration. Moons such as Europa and Enceladus, with their subsurface oceans and potential for harboring life, have captured the interest of scientists and engineers alike. These missions require advanced propulsion systems, radiation-hardened technologies, and autonomous systems capable of operating in extreme environments. The Europa Clipper mission, set to launch in the coming years, will investigate the potential habitability of Europa's subsurface ocean, providing critical data for future human exploration. These ambitious missions exemplify

humanity's drive to explore the farthest reaches of the solar system and unlock the mysteries of its most intriguing destinations.

REFERENCES

Biswal, M., et al., 2021. Thermal control solutions for planetary habitats using phase change materials. ASCE Earth and Space 2021 Proceedings, pp. 312–322.

Carpenter, J. D., et al., 2017. PROSPECT: Package for Resource Observation and in-Situ Prospecting for Exploration, Commercial exploitation and Transportation. Presented at the 48th Lunar & Planetary Science Conference.

De Simone, D., et al., 2020. Advanced detection systems for orbital debris and micrometeoroid impacts. *Journal of Spacecraft Technology*, 45 2, pp. 112–123.

Demontis, G.C., et al., 2017. Human pathophysiological adaptations to the space environment. *Frontiers in Physiology*, 8, pp. 204–215.

Elvis, M., McDowell, J., & Binzel, R.P., 2020. Asteroid mining and its potential for economic growth. *Acta Astronautica*, 167, pp. 73–80.

Freese, E. & Lehnhardt, K., 2016. Radiation shielding strategies for Mars missions. *Acta Astronautica*, 121, pp. 22–34.

Hecht, M.H., et al., 2021. Mars Oxygen ISRU Experiment (MOXIE): Results from the first year of operation. *Science Advances*, 7 12, eabf0471.

Krishna, R., 2022. Material advances in spacecraft structural design under dynamic loads. *Journal of Aerospace Engineering*, 35 4, pp. 1143–1162.

NASA, 2023b. *Kilopower: Advancing Nuclear Energy for Mars Exploration*. NASA Publications. [online] Available at: https://www.nasa.gov.

NASA, 2023c. *Lunar Energy Solutions for Polar Exploration*. NASA Publications. [online] Available at: https://www.nasa.gov.

Sanders, G., et al., 2012. In-situ resource utilization for lunar and Martian habitats. AIAA Space 2012 Conference Proceedings.

OceanofPDF.com

Chapter 6
Transportation

6.1 LAUNCHING SYSTEMS

Launching systems are fundamental to space exploration, forming the critical link between Earth and the vastness of space. These systems are responsible for overcoming Earth's gravitational pull and deploying payloads, including satellites, habitats, and crewed vehicles, into orbit or interplanetary trajectories. The evolution of launch systems reflects decades of innovation aimed at increasing payload capacity, improving reliability, and reducing costs. Modern launch systems not only enable access to space but also set the stage for more ambitious missions, such as the establishment of permanent habitats on the Moon or Mars and the exploration of distant celestial bodies.

Historical milestones in launching systems underscore humanity's growing capacity for space exploration. The development of the Saturn V rocket during NASA's Apollo program revolutionized space travel, providing an unprecedented payload capacity of over 140 tons to low Earth orbit (LEO). Its powerful design allowed humans to travel to the Moon, marking the first major step toward interplanetary exploration. In contrast, the Space Shuttle program introduced partial reusability, with its orbiter and solid rocket boosters designed for multiple flights. This innovation significantly reduced the cost of sending payloads to LEO and broadened access to space for scientific research, satellite deployment, and international collaboration (NASA, 2023).

In the modern era, private companies have become key players in the development of launch systems, driving innovation and cost reduction through competitive technologies. SpaceX's Falcon 9 and Falcon Heavy rockets are prime examples of this shift. These vehicles incorporate reusable first stages, which return to Earth for refurbishment and relaunch, reducing launch costs by as much as 30%. Similarly, Blue Origin's New Shepard and New Glenn rockets emphasize reusability and efficiency,

aiming to support both commercial and scientific missions. These advancements highlight the growing role of the private sector in shaping the future of space access (SpaceX, 2021).

Emerging technologies promise to further transform launching systems by addressing current limitations in payload capacity, mission versatility, and sustainability. SpaceX's Starship (Figure 6.1) is designed as a fully reusable spacecraft capable of transporting over 100 metric tons to LEO and supporting missions to the Moon, Mars, and beyond. Similarly, NASA's Space Launch System (SLS) is being developed to facilitate deep-space exploration as part of the Artemis program, carrying humans and cargo to the lunar surface and supporting the establishment of long-term infrastructure. These systems exemplify the increasing emphasis on scalability and reusability which are critical for enabling frequent and cost-effective space missions (ESA, 2023).

Environmental and regulatory challenges have also shaped the development and operation of launching systems. The environmental impact of rocket launches, particularly the emission of greenhouse gases and particulate matter, has prompted research into cleaner propulsion technologies. Methane-based engines, such as SpaceX's Raptor, offer reduced emissions compared to traditional kerosene-based fuels, while hybrid engines promise greater efficiency and sustainability. Furthermore, the increasing number of launches has necessitated the establishment of robust regulatory frameworks to ensure safety, mitigate debris generation, and coordinate international launch activities. These efforts aim to balance the rapid expansion of space exploration with environmental responsibility and global cooperation.


NASA

Figure 6.1 SpaceX's Starship HLS on the Moon for NASA Artemis.

Source: SpaceX / NASA / Public Domain

6.2 SPACE TUG

Space tugs play an integral role in space transportation, acting as intermediary vehicles that enable the transfer of payloads between orbits or to specific destinations. These versatile systems are essential for satellite deployment, station resupply, and interplanetary missions, providing the logistical support necessary for sustainable space exploration. As the scale of human activities in space expands, the demand for efficient and adaptable space tugs has grown significantly (Figure 6.2).

Modern space tugs utilize advanced propulsion technologies to achieve their objectives, with electric propulsion emerging as a preferred solution for its fuel efficiency and longevity. Ion thrusters and Hall Effect Thrusters (HTs) enable continuous, low-thrust acceleration, making them ideal for precise orbital adjustments and long-duration missions. NASA's NEXT ion thruster and ESA's SMART-1 mission have demonstrated the effectiveness of electric propulsion in facilitating complex maneuvers, such as orbital transfers and deep-space navigation. These advancements highlight the critical role of propulsion innovation in enhancing the capabilities of space tugs (Aleina et al., 2016).

Reusable space tugs represent a significant leap forward in space logistics, offering cost savings and operational flexibility. Modular designs that allow for in-orbit refueling and payload adaptation extend the functional lifespan of these vehicles, reducing the need for single-use systems. The orbital transfer vehicle (OTV) concept exemplifies this approach, envisioning a tug capable of satellite repositioning, debris removal, and habitat construction. By streamlining logistics and minimizing material waste, reusable tugs align with the broader goal of creating a sustainable space economy (Biswal et al., 2021).

HTV4
JAPAN

Figure 6.2 H-II Transfer Vehicle.

Source: NASA / Public Domain

The strategic importance of space tugs is particularly evident in cislunar exploration, where they facilitate the transportation of cargo, scientific instruments, and crew between Earth's orbit and the Moon. NASA's Artemis program includes plans for space tugs to support the construction of the lunar Gateway, a critical component of the program's infrastructure. ESA's HERACLES mission similarly envisions using a tug to return lunar samples to Earth while deploying assets for long-term exploration. These efforts underscore the versatility of space tugs in bridging logistical gaps and enabling seamless resource exchange (Mammarella et al., 2017).

In addition to their logistical applications, space tugs are increasingly recognized as a solution to the growing issue of orbital debris. Equipped with robotic arms or capture mechanisms, these vehicles can safely deorbit defunct satellites and debris fragments, mitigating the risk of collisions in heavily trafficked orbits. ESA's ClearSpace-1 mission demonstrates the potential of space tugs to contribute to the long-term sustainability of orbital environments. By integrating debris removal into their capabilities, space tugs ensure safer and more efficient access to space (Howard et al., 2023).

6.3 LANDERS

Landers are specialized spacecraft designed to transition from orbit to the surface of celestial bodies, enabling the delivery of crew, scientific equipment, and habitats. These vehicles are integral to the exploration of the Moon, Mars, and other destinations, facilitating surface operations and resource utilization. As humanity expands its presence in space, the development of advanced and reusable landers has become a priority (Figure 6.3).

Lunar landers face unique challenges due to the Moon's lack of atmosphere, necessitating propulsion-based descent systems for controlled landings. These vehicles must also contend with abrasive lunar regolith, which can damage equipment and pose risks to astronauts. NASA's Artemis program emphasizes the development of reusable lunar landers, incorporating precision navigation systems and modular designs to support both crewed

and uncrewed missions. These landers are critical for deploying infrastructure, such as habitats and scientific laboratories, on the lunar surface (Duggan et al., 2018).

Mars landers require additional considerations due to the planet's thin atmosphere, which provides limited aerodynamic braking but still subjects vehicles to intense heat during entry. Technologies such as retropropulsion systems, heat shields, and parachutes are essential to ensuring safe landings. Crewed Mars landers will need to accommodate larger payloads, integrate radiation shielding, and maintain life support systems for extended durations. Advanced systems for autonomous navigation and hazard detection are crucial for accessing challenging terrains, such as the planet's polar regions (Howard et al., 2023).

Figure 6.3 Astrobotics Peregrine Lunar Lander.

Source: NASA / Public Domain

Reusable landers are at the forefront of innovations in surface exploration, reducing costs and increasing mission frequency. SpaceX's Starship and Blue Origin's Blue Moon landers are designed for multiple uses, supporting the deployment of habitats, power systems, and scientific instruments. These vehicles exemplify the potential for sustainable exploration by enabling repeated access to celestial surfaces with minimal refurbishment. Integrating cutting-edge propulsion and navigation technologies ensures that reusable landers remain a cornerstone of exploration strategies (NASA, 2023).

The role of landers extends beyond transportation to include the deployment and assembly of surface infrastructure. Robotic systems, such as autonomous rovers and cranes, are often employed to transport and assemble modular habitats and equipment. These integrated operations are essential for establishing permanent human settlements and supporting long-term scientific research. By bridging the gap between orbital operations and surface exploration, landers enable humanity to extend its reach and capabilities across the solar system (Duggan et al., 2018).

6.4 LAUNCH SCENARIOS

Launch scenarios encompass the diverse strategies and logistical considerations required to deliver payloads, crew, and infrastructure into space. These scenarios are designed to optimize mission success while accounting for variables such as destination, payload characteristics, launch vehicle capabilities, and environmental conditions. A well-planned launch scenario is integral to the success of any space mission, ensuring that all components reach their intended destinations efficiently and safely.

One of the most common launch scenarios involves deploying payloads to low Earth orbit (LEO), which is typically defined as an orbital altitude between 160 and 2000 kilometers above the Earth's surface. LEO missions include satellite deployments, International Space Station (ISS) resupply, and crewed launches. These scenarios benefit from reduced energy requirements compared to higher orbits, making LEO a cost-effective target

for initial payload delivery. Rockets such as SpaceX's Falcon 9 and China's Long March series are frequently used for LEO missions due to their versatility and proven track records (NASA, 2023).

Launch scenarios targeting geostationary orbit (GEO) or geostationary transfer orbit (GTO) are more complex due to the higher energy demands required to reach these altitudes, which are approximately 35,786 kilometers above Earth. GEO is particularly valuable for communications and weather satellites because its fixed position relative to Earth allows continuous coverage of specific regions. These scenarios often involve a multistage approach, where a rocket's upper stage delivers the payload to GTO, and onboard propulsion systems complete the transfer to GEO. For example, the Ariane 5 and Falcon Heavy rockets are commonly used for GEO deployments, leveraging their heavy-lift capabilities and precise orbital insertion technologies (ESA, 2023).

Interplanetary launch scenarios present even greater challenges as they require precise calculations to align with the orbital mechanics of both Earth and the target planet. These missions often rely on specific launch windows, determined by the relative positions of celestial bodies, to minimize energy consumption. The Mars Transfer Window, for example, occurs approximately every 26 months when Earth and Mars are optimally aligned for direct transfer. Rockets such as NASA's SLS and SpaceX's Starship are being developed to support interplanetary missions, emphasizing payload capacity and efficiency. These scenarios also involve complex trajectory planning, including gravity assists, to reduce the energy requirements for long-distance travel (Mammarella et al., 2017).

Cislunar launch scenarios are gaining prominence as humanity prepares to return to the Moon and establish sustainable operations in lunar orbit and on the surface. These scenarios involve transporting crew, cargo, and infrastructure to the Moon's vicinity, often leveraging orbits such as the Near Rectilinear Halo Orbit (NRHO). NASA's Artemis program incorporates these strategies, using the SLS to deliver Orion spacecraft and other payloads to lunar orbit. SpaceX's Starship also plays a critical role in these scenarios, serving as a lunar lander for surface missions. Cislunar launches require precise coordination to ensure successful integration with the lunar Gateway and other infrastructure elements (Howard et al., 2023).

Reusable launch systems are transforming traditional launch scenarios by enabling more flexible and cost-effective mission planning. The ability to recover and reuse components, such as the first stages of SpaceX's Falcon 9 and Falcon Heavy rockets, allows for rapid turnaround times and reduced costs. This innovation enables a broader range of scenarios, including multiple payload deployments and quick-response launches for time-sensitive missions. By lowering the barriers to access, reusable systems are reshaping the landscape of launch scenarios, facilitating more frequent and ambitious space exploration efforts (Zakharenkov et al., 2016).

Emerging launch scenarios also consider environmental and regulatory factors, reflecting the growing emphasis on sustainability and international collaboration. Green propulsion technologies, such as methane-based engines, are being integrated into launch vehicles to reduce emissions and improve efficiency. Additionally, launch site selection plays a critical role in optimizing trajectory and minimizing environmental impact. Coastal locations, such as Cape Canaveral and the Guiana Space Centre, are often preferred for their ability to direct rockets over open water, reducing risks to populated areas. Regulatory frameworks ensure compliance with international treaties and guidelines, emphasizing safety, debris mitigation, and equitable access to space resources (Howard et al., 2023).

6.5 ORBITAL REFUELING SYSTEMS

Orbital refueling systems represent a critical innovation in extending the operational capabilities of spacecraft and facilitating ambitious deep-space missions. These systems enable the transfer of propellant, water, or other essential resources between vehicles in orbit, addressing one of the most significant limitations of traditional space missions: the finite amount of consumables that a spacecraft can carry. By establishing a sustainable method for replenishing fuel and other resources, orbital refueling technologies promise to reduce costs, increase mission flexibility, and expand the scope of human and robotic exploration.

The concept of orbital refueling is built on the principle of in-space resource utilization and the development of modular and reusable systems. Early feasibility studies conducted by NASA and other space agencies demonstrated the potential for spacecraft to refuel in orbit using docking

mechanisms and specialized storage tanks. These systems are designed to minimize leakage and ensure the precise transfer of volatile substances in microgravity conditions. Recent advancements in autonomous docking technologies, such as SpaceX's Dragon and Northrop Grumman's Cygnus spacecraft, have validated the reliability of these mechanisms, paving the way for more complex refueling operations (Howard et al., 2023).

One of the most significant applications of orbital refueling systems is in supporting interplanetary missions. Deep-space missions, such as those targeting Mars or the outer planets, require substantial amounts of propellant for both outbound and return journeys. By establishing refueling depots in LEO, lunar orbit, or at strategic waypoints in cislunar space, mission planners can significantly reduce the mass of propellant that must be launched from Earth. This approach allows spacecraft to carry larger payloads and improves mission flexibility by enabling extended operations or course corrections. For example, NASA's Artemis program envisions the use of lunar orbiting fuel depots to support missions to the Moon and beyond (Biswal et al., 2021).

Private companies have also taken a leading role in advancing orbital refueling technologies. SpaceX's Starship system incorporates refueling capabilities as a core component of its interplanetary mission architecture. The concept involves using one Starship to act as a tanker, transferring propellant to another Starship in orbit to enable long-distance travel. Similarly, companies like Orbit Fab are developing orbital fuel depots and refueling interfaces to create a commercial marketplace for in-space propellant. These innovations highlight the growing collaboration between the public and private sectors in overcoming logistical challenges and fostering a sustainable space economy (Aleina et al., 2016).

The implementation of orbital refueling systems faces several technical and regulatory challenges that must be addressed to ensure their feasibility and widespread adoption. Maintaining the purity and stability of propellant during storage and transfer is a critical concern, as contamination or temperature fluctuations can compromise performance. Additionally, the development of standardized interfaces for refueling vehicles from different manufacturers is essential for interoperability and cost efficiency. Regulatory frameworks must also evolve to address issues such as liability, ownership, and environmental impact in the context of in-space resource

transfer. These considerations underscore the complexity of integrating orbital refueling systems into existing and future space operations (Howard et al., 2023).

REFERENCES

Aleina, S.C., Viola, N., Stesina, F., Viscio, M. & Ferraris, A., 2016. Space tug concept for multiple satellite orbit transfers. *Acta Astronautica*, 128, pp. 20–30.

Biswal, M., et al., 2021. Thermal control solutions for planetary habitats using phase change materials. ASCE Earth and Space 2021 Proceedings, pp. 312–322.

Duggan, M., et al., 2018. Advanced lunar lander design for human exploration. AIAA Space 2018 Proceedings.

European Space Agency (ESA), 2023. *HERACLES: Lunar Exploration with Reusable Tugs*. ESA Publications.

Howard, R., et al., 2023. Surface mobility systems for lunar habitat deployment. ASCE Earth and Space 2023 Proceedings.

Mammarella, M., et al., 2017. Cislunar infrastructure development with space tugs. *Acta Astronautica*, 140, pp. 75–89.

NASA, 2023. Evolution of space transportation systems. *NASA Technical Reports*. [online] Available at: https://www.nasa.gov.

SpaceX, 2021. Starship: A fully reusable spacecraft for interplanetary missions. SpaceX Technical Documentation.

Zakharenkov, L., Semenkin, A. & Solodukhin, A.E., 2016. High-power electric propulsion systems for space tugs. *COSPAR Proceedings*, 12, 5, pp. 34–46.

OceanofPDF.com

Chapter 7
Infrastructure

7.1 LAUNCH FACILITIES

Launch facilities are critical to the success of space exploration, serving as the initial gateway for transporting materials, technologies, and human crews beyond Earth's atmosphere. These complex installations are more than mere points of departure; they represent the integration of advanced engineering, logistical expertise, and cutting-edge technologies. The evolution of launch facilities reflects the increasing scale and complexity of modern space missions, emphasizing adaptability, efficiency, and sustainability to support long-term exploration goals.

Launch facilities perform several critical functions that extend beyond their role as departure points. These functions include vehicle assembly, payload integration, and mission control operations. For instance, NASA's Kennedy Space Center features the iconic vehicle assembly building (VAB), where rockets such as the space launch system (SLS) are prepared for launch. The VAB enables the assembly of modular spacecraft and ensures the integration of habitat modules and other payloads into the launch vehicle. Facilities like these must accommodate the growing size and complexity of rockets and payloads, making their design and operation pivotal to mission success (Smitherman, 2015).

The design and capabilities of launch vehicles are deeply interconnected with the infrastructure of launch facilities. For example, NASA's SLS, which supports the Artemis program, relies on specialized platforms and advanced transport systems capable of handling its immense size and power. The SLS can launch both crewed Orion capsules and co-manifested payloads such as habitat modules in a single mission. These capabilities demand significant upgrades to existing facilities, illustrating the critical need for adaptable infrastructure to accommodate next-generation vehicles and payloads (Figure 7.1).

C-4
CAUTION
CORNER 4
CORNER 1
NO BICYCLE PARKING

Figure 7.1 SLS Engine Being Moved for Assembly.

Source: NASA / Public Domain

Sustainability is another crucial consideration for launch facilities, particularly for missions targeting long-term human presence on the Moon and Mars. These facilities must support the logistics of constructing and maintaining off-world habitats. For instance, the deployment of in situ fabrication and repair (ISFR) technologies to utilize lunar regolith for habitat construction begins with launching the necessary machinery and infrastructure. Additionally, continuous supply chains delivering parts and materials to these distant locations highlight the pivotal role of launch facilities in sustaining extraterrestrial operations (ESA, 2023).

Technological innovation is revolutionizing the design and operation of launch facilities. Automation, robotics, and enhanced environmental control systems are increasingly being integrated to improve efficiency and safety. Advanced launch pad designs, modular vehicle integration systems, and adaptive mission control centers enable facilities to accommodate diverse launch scenarios, from small satellite deployments to interplanetary missions. These advancements not only streamline operations but also lay the groundwork for more ambitious and sustainable space habitat projects (NASA, 2023).

7.2 MISSION CONTROL

Mission control centers are indispensable to space exploration, functioning as the central hub for overseeing operations, managing spacecraft, and ensuring the safety and success of missions. These centers provide logistical, technical, and emergency support, enabling real-time coordination and decision-making throughout a mission's lifecycle. As exploration extends deeper into space, the role of mission control is evolving to include greater autonomy and advanced integration with spacecraft systems.

Autonomous operations are essential for managing habitats and vehicles operating in deep space, where communication delays make real-time intervention from Earth impractical. NASA's Advanced Exploration Systems Program has developed autonomous control technologies to

manage dormant habitats, including fault–tolerant avionics, innovative power systems, and intelligent autonomy software. These systems enable habitats to operate independently during periods when crews are absent, ensuring their readiness for future missions (Aaseng et al., 2018).

Systems integration and rigorous testing are fundamental to the success of space habitats. Mission control plays a pivotal role in validating the compatibility and performance of habitat modules and systems before launch. This process involves extensive simulations and hardware-in-the-loop testing to replicate mission-like conditions, ensuring that every component functions seamlessly under the operational stresses of space. These preparatory efforts reduce risks and enhance the reliability of space habitats during missions.

Continuous monitoring and maintenance are critical for sustaining the health and safety of habitats and their occupants. Mission control oversees environmental control systems, structural integrity, and life support functions, using real-time data analysis to anticipate and address potential issues before they escalate. Additionally, mission control supports scientific research conducted within habitats by managing experiment schedules, providing technical assistance, and ensuring alignment with mission objectives.

In addition to operational oversight, mission control serves as the primary point of coordination for training and emergency response. Astronauts undergo extensive simulation-based training under mission control's guidance, preparing them to handle both routine tasks and emergencies. During crises, mission control coordinates problem-solving efforts, rescue operations, and technical support, ensuring that astronauts receive timely assistance to safeguard their mission and lives.

7.3 POWER

Power systems are fundamental to the operation of space habitats, encompassing generation, storage, distribution, and consumption management. Ensuring a continuous and reliable power supply is essential for maintaining life support systems, conducting scientific research, and powering habitat maintenance functions. As space exploration targets

increasingly distant and challenging environments, the design and implementation of efficient power systems have become a major component of mission planning.

Solar power is the primary energy source for near-Earth missions and many Mars missions due to its simplicity and reliability. For instance, the International Space Station (ISS) relies on extensive solar arrays to meet its energy needs. However, solar power systems face challenges in environments with limited sunlight, such as the Moon's polar regions or during Martian dust storms. Advanced designs, including high-efficiency photovoltaic panels and energy storage systems, are being developed to maximize power generation and ensure resilience during periods of reduced sunlight (ESA, 2023).

Nuclear power offers a promising alternative for environments where solar energy is unreliable or insufficient. Kilopower reactors, developed by NASA, are compact, safe, and efficient, capable of generating continuous power for extended periods without refueling. These systems are particularly well-suited for lunar nights, which last up to 14 Earth days, and for supporting habitats in permanently shadowed regions. Kilopower's scalability also allows for integration into modular habitats, enhancing energy independence and operational flexibility.

Energy storage and distribution systems are critical for maintaining stable power supplies during fluctuations in generation or demand. Advanced battery technologies, such as solid-state and lithium-ion batteries, provide high energy density and reliability, enabling habitats to store surplus energy for later use. Smart grid technologies further optimize power distribution by prioritizing energy allocation based on critical needs, ensuring that life support systems and essential functions are maintained even under constrained conditions (Howard et al., 2023).

Environmental challenges necessitate innovative approaches to power system design. On Mars, dust-resistant solar panels and wind turbines are being explored to mitigate the impact of dust storms on energy production. Similarly, thermal management systems are essential for protecting batteries and other equipment from the extreme cold of lunar nights. In situ resource utilization (ISRU) technologies, such as hydrogen production from water

ice, offer additional power solutions by leveraging local resources to supplement traditional energy systems (Biswal et al., 2021).

7.4 RADIATORS

Radiators are critical for maintaining thermal equilibrium within space habitats, enabling the safe and reliable operation of onboard systems and protecting occupants from excessive heat. In the vacuum of space, where there is no atmosphere to conduct or convect heat, radiators rely solely on radiation to dissipate thermal energy. Their design is integral to a habitat's ability to support long-duration missions, whether in orbit, on the lunar surface, or on Mars (Figure 7.2).

The effectiveness of radiators depends on the materials used, their surface area, and their emissivity properties. High-emissivity coatings, such as black oxide and white paint, are widely used to enhance heat dissipation by maximizing the amount of thermal energy emitted as infrared radiation. Advanced materials, including carbon-fiber-reinforced composites and thermal interface materials, improve heat transfer between components. Variable emissivity technologies, such as electrochromic coatings, allow radiators to adapt to changing thermal loads by altering their emissive properties. These technologies enable precise temperature control, accommodating the extreme temperature swings experienced during transitions between sunlight and shadow (Cuco et al., 2011).

Figure 7.2 Partially Retracted Radiator of the ISS.

Source: NASA / Public Domain

The environmental conditions on extraterrestrial surfaces pose unique challenges for radiators. Lunar regolith and Martian dust can accumulate on radiators, reducing their effectiveness over time. To tackle this, engineers are developing self-cleaning surfaces and coatings that repel dust and debris. Deployable radiators, which unfold to provide additional surface area, offer scalability and flexibility for habitats with fluctuating thermal demands. These designs also incorporate protective shielding to mitigate damage from micrometeoroids and radiation.

Emerging technologies, such as two-phase heat transfer systems, represent a significant advancement in radiator design. These systems use a liquid–gas phase change to transport heat more efficiently, reducing the mass and volume of radiator systems. Loop heat pipes and capillary pumped loops are examples of this approach, providing high thermal conductivity with minimal mechanical complexity. These innovations are particularly valuable for habitats on the Moon or Mars, where energy efficiency and system reliability are paramount (Rismanchi et al., 2023).

Future developments in radiator technology focus on integrating autonomous thermal management systems. Smart sensors embedded in radiators can monitor temperature fluctuations and optimize heat rejection dynamically. These systems enable habitats to prioritize critical systems during emergencies, ensuring operational stability. For habitats on Mars or in cislunar space, where extreme temperatures and radiation levels are prevalent, such advancements will be essential for long-term sustainability (Howard et al., 2023).

7.5 PRESSURIZED MOBILITY

Pressurized mobility units (PMUs) are essential for enabling astronauts to safely and efficiently explore extraterrestrial surfaces while maintaining a controlled internal environment. These mobile platforms, often referred to as rovers or exploration vehicles, provide transportation and habitat-like functionality, allowing crews to conduct scientific research, resource extraction, and habitat construction far from their primary base. The design

and capabilities of PMUs are critical to extending the operational range and duration of surface missions.

The internal environment of a PMU is designed to mimic the conditions of a space habitat, including temperature control, breathable air, and protection from radiation. Advanced life support systems regulate oxygen levels, remove carbon dioxide, and maintain humidity, ensuring astronaut safety during extended excursions. The modularity of PMU designs allows for integrating specialized equipment, such as robotic arms, drilling systems, and scientific instruments, enabling a wide range of mission objectives.

Mobility and terrain navigation are key considerations in the design of PMUs, as extraterrestrial surfaces often feature uneven and challenging landscapes. High-mobility suspension systems and advanced wheel designs allow PMUs to traverse rocky terrains, steep inclines, and loose regolith. Autonomous navigation systems equipped with artificial intelligence (AI) enable PMUs to identify optimal paths, avoid hazards, and perform semi-autonomous operations when direct communication with mission control is delayed. NASA's Mars rovers, such as Perseverance, provide valuable insights into these technologies, demonstrating their effectiveness in exploring harsh environments (Howard et al., 2023).

Energy efficiency is a primary concern for PMUs, as extended surface missions require reliable power sources. Solar panels integrated into the vehicle's structure provide sustainable energy, supplemented by advanced batteries or compact nuclear reactors for periods of reduced sunlight. Energy management systems optimize power distribution, prioritizing critical functions such as life support and mobility while reserving energy for scientific instruments and communication systems. These technologies ensure that PMUs remain operational for extended durations, supporting the ambitious goals of surface exploration missions.

Future PMU designs aim to enhance versatility and adaptability, enabling seamless integration with habitat systems and resource extraction infrastructure. For instance, docking mechanisms allow PMUs to connect with habitats for resupply, maintenance, or crew transfers. Robotic enhancements, such as interchangeable toolsets and modular payloads, expand the functional capabilities of PMUs, making them indispensable assets for extraterrestrial exploration and settlement. These advancements

reflect the growing importance of PMUs in supporting sustainable human presence on the Moon, Mars, and beyond.

7.6 EVA VEHICLES

Extravehicular activity (EVA) vehicles are critical for enabling astronauts to conduct tasks beyond their habitats, including surface exploration, habitat assembly, and scientific research. These vehicles provide mobility, life support, and protection, ensuring astronaut safety during operations in extreme extraterrestrial environments. Their design focuses on supporting extended missions while minimizing risks associated with hostile terrain, radiation, and temperature extremes.

EVA vehicles must create and maintain a controlled environment for astronauts, including oxygen generation, temperature regulation, and waste management systems. Pressurized rovers, such as NASA's proposed Lunar Terrain Vehicle (LTV), allow astronauts to travel significant distances without wearing full spacesuits, preserving energy and maximizing efficiency (Figure 7.3). These vehicles also incorporate advanced filtration systems to remove carbon dioxide and maintain breathable air within the cabin (Howard et al., 2023).

Mobility is a critical feature of EVA vehicles, enabling them to traverse diverse and challenging terrain. Suspension systems and terrain-adaptive wheels are designed to handle steep slopes, loose regolith, and rocky landscapes. Semi-autonomous navigation systems powered by AI improve safety by mapping optimal routes and avoiding hazards. For example, concepts inspired by NASA's Perseverance rover incorporate real-time terrain analysis and autonomous obstacle avoidance, critical for lunar and Martian missions (Howard et al., 2023).

NASA

Figure 7.3 Lunar Terrain Vehicle Concept.

Source: NASA / Public Domain

Energy efficiency ensures sustained operation of EVA vehicles, particularly for long-duration missions. Integrated solar panels combined with high-capacity batteries or compact nuclear reactors, like NASA's Kilopower, ensure reliable power supplies even in regions with limited sunlight. These systems prioritize critical functions such as life support and mobility while reserving energy for scientific instrumentation and communications (Cuco et al., 2011).

Future EVA vehicle designs will enhance modularity, allowing for the integration of specialized tools like robotic arms for sampling and construction. Docking systems will enable vehicles to interface directly with habitats for resupply, repairs, or extended operational range. Such advancements will expand the capabilities of EVA vehicles, making them indispensable for human exploration and infrastructure development on the Moon, Mars, and beyond (Smitherman, 2015).

7.7 LOGISTICS

Logistics in space exploration encompasses the planning, execution, and management of resources, ensuring the sustainability and efficiency of extraterrestrial habitats. Effective logistics frameworks address challenges such as the transportation of equipment, storage of resources, waste management, and coordination between habitats and mission control. As exploration missions extend beyond Earth, logistics systems must evolve to accommodate longer durations, greater distances, and complex operational requirements (Smitherman, 2015).

Integrating habitat design with logistical systems is critical for ensuring the feasibility of long-term missions. Concurrent design strategies involve optimizing habitats for resource efficiency while ensuring compatibility with transportation systems. Modular habitats, for instance, are designed to simplify transport and assembly, allowing components to be launched and assembled in phases. The use of universal docking interfaces and standardized packaging reduces complexity during deployment,

streamlining the integration of habitat modules and supporting equipment (Smitherman, 2015).

In-space manufacturing and resource utilization significantly enhance the logistical feasibility of space exploration. Technologies such as additive manufacturing enable the on-demand production of tools, spare parts, and even structural components, minimizing the need to transport preassembled elements from Earth. Projects like NASA's Archinaut demonstrate the potential of fabricating large structures in orbit, such as solar arrays or trusses, reducing the dependency on Earth-based resupply missions (Patané et al., 2017).

Dynamic modeling tools for space logistics enable mission planners to simulate various scenarios, optimizing resource allocation and transportation architectures. These models evaluate time, energy, and cost factors, identifying the most efficient routes for resupply missions and the strategic placement of depots in orbit or on planetary surfaces. For instance, a lunar logistics hub located at the Moon's south pole could serve as a critical node for supporting both surface habitats and cislunar operations (Smitherman, 2015).

Waste management and recycling are central to sustainable logistics systems. Advanced technologies allow for the repurposing of waste materials into usable resources, such as water recovery from greywater and the conversion of solid waste into construction materials. By reducing waste and optimizing resource utilization, logistics systems ensure that habitats remain operational for extended durations, aligning with the goals of sustainable exploration (Broyan & Ewert, 2018).

7.8 IN SITU RESOURCE UTILIZATION

In Situ Resource Utilization (ISRU) represents a paradigm shift in space exploration, enabling the use of local resources to sustain habitats, support life, and facilitate construction on extraterrestrial surfaces. ISRU reduces the dependency on Earth-based resupply missions, significantly lowering mission costs and enhancing the feasibility of long-term exploration. By transforming locally available materials, such as lunar regolith or Martian

soil, into usable resources, ISRU lays the foundation for sustainable human presence on the Moon, Mars, and beyond.

The extraction of raw materials from extraterrestrial surfaces is a central aspect of ISRU. On the Moon, regolith contains oxygen, silicon, and metals such as aluminum and titanium, which can be separated through processes like molten regolith electrolysis. This technique involves melting regolith at extremely high temperatures and using an electric current to extract oxygen while isolating metallic byproducts. These metals can then be used for construction, manufacturing, or infrastructure development. Similarly, Martian regolith, which contains perchlorates and water ice, can be processed to produce oxygen, water, and hydrogen. Water ice found in the Martian polar regions and subsurface layers is particularly valuable for generating life support resources and rocket propellant (Patané et al., 2017).

ISRU technologies extend beyond resource extraction to include processing and manufacturing. Additive manufacturing, also known as 3D printing, enables the conversion of regolith into construction materials, such as bricks or radiation shielding panels. For example, NASA's Regolith Advanced Surface Systems Operations Robot (RASSOR) can excavate and deliver regolith to processing units that transform the raw material into useful products. ESA's 3D-Printed Habitat Demonstrator has showcased the potential of these technologies to create durable structures directly from regolith simulants, reducing the logistical challenges of transporting building materials from Earth (Smitherman, 2015).

Energy systems play a crucial role in powering ISRU operations, as the processes involved in resource extraction and manufacturing are energy-intensive. Solar power arrays, particularly in regions like the Moon's poles with near-continuous sunlight, provide a reliable energy source for ISRU systems. In areas with limited solar availability, compact nuclear reactors, such as NASA's Kilopower, offer a stable and high-density energy solution. Advanced energy storage systems, including lithium-ion batteries and thermal energy storage, ensure uninterrupted operations even during periods of low power generation (Rismanchi et al., 2023).

ISRU's contributions to life support systems are transformative. Oxygen extracted from regolith can be used for breathable air, while hydrogen and oxygen derived from water ice can be converted into rocket propellant

through electrolysis. This capability supports the refueling of spacecraft, enabling reusable systems for interplanetary travel. Water recycling and purification systems further enhance resource efficiency, creating a closed-loop ecosystem where waste is minimized, and resources are continually reused. These innovations are critical for reducing mission costs and increasing operational autonomy (Broyan & Ewert, 2018).

In addition to life support, ISRU technologies facilitate the development of robust and scalable infrastructure. Regolith-based construction materials provide the radiation shielding and structural integrity necessary for long-term habitats. Techniques like sintering and polymer bonding are used to transform regolith into bricks or panels that can be assembled into habitat modules. These structures offer thermal insulation and protection against micrometeoroids, enhancing habitat safety. Future missions aim to integrate robotic assembly systems with ISRU technologies, enabling the autonomous construction of infrastructure without direct human intervention.

Despite its transformative potential, ISRU faces significant challenges that must be addressed to ensure its feasibility and effectiveness. The abrasive nature of lunar and Martian regolith poses risks to machinery, requiring the development of durable excavation and processing systems with dust-resistant components. Variations in resource composition across different regions necessitate adaptable and versatile processing technologies capable of handling a wide range of materials. Additionally, the long-term reliability of ISRU systems in extreme environmental conditions, including temperature fluctuations and radiation exposure, is a critical area of research (Howard et al., 2023).

Future advancements in ISRU will focus on enhancing efficiency, scalability, and automation. AI-driven control systems will optimize resource extraction and processing, dynamically adjusting operations based on environmental conditions and mission needs. Modular ISRU systems designed for integration with other habitat infrastructure will support phased construction and expansion, enabling missions to scale up as exploration activities grow. These innovations will not only support human exploration but also pave the way for commercial ventures, such as mining rare materials or producing propellant for commercial spacecraft.

The success of ISRU technologies depends on rigorous testing and validation through demonstration missions. NASA's Artemis program includes plans to test ISRU systems on the lunar surface, focusing on oxygen extraction from regolith and water ice processing. ESA's PROSPECT mission aims to assess the potential for resource extraction at the Moon's south pole. These initiatives will provide valuable data on the performance and reliability of ISRU systems, informing future missions and accelerating the development of sustainable space exploration capabilities (Patané et al., 2017).

ISRU represents a game changer for future space exploration, enabling habitats to operate independently of Earth-based resources. By transforming local materials into life support and construction resources, ISRU reduces logistical challenges, enhances sustainability, and supports the establishment of permanent human settlements on extraterrestrial surfaces. As technology advances and demonstration missions validate these systems, ISRU will play an increasingly vital role in humanity's expansion into the solar system.

7.9 COMMUNICATIONS

Navigation and communication systems are the backbone of coordinated operations in extraterrestrial environments, ensuring that astronauts and robotic systems can perform their tasks safely and efficiently. These systems facilitate real-time data exchange, location tracking, and mission coordination, enabling seamless integration between habitats, vehicles, and mission control. As exploration expands to more distant and challenging destinations, advancements in navigation and communication technologies are essential.

Extraterrestrial navigation systems rely on a combination of onboard sensors, external beacons, and orbital infrastructure. GPS-like systems, adapted for the Moon and Mars, provide position and timing information for surface operations. NASA's Lunar Network (LunaNet) is a proposed system to establish a communication and navigation framework for lunar missions, offering high-precision tracking and data relay capabilities. Similar concepts are being explored for Mars, leveraging orbiters as relay stations to provide continuous connectivity (Howard et al., 2023).

Communication systems are designed to overcome the challenges of signal delay, interference, and limited bandwidth in deep-space environments. High-frequency radio waves, such as X-band and Ka-band signals, enable efficient data transmission between habitats, vehicles, and mission control. Optical communication systems, which use lasers to transmit data, are being developed to provide significantly higher bandwidth compared to traditional radio systems. These technologies are critical for supporting data-intensive activities, such as scientific research and high-definition video streaming.

Autonomous navigation systems enhance the capabilities of surface vehicles and robotic systems by enabling real-time decision-making without direct human intervention. These systems integrate sensors such as LiDAR, stereo cameras, and inertial measurement units to map terrain, identify hazards, and plan optimal paths. AI algorithms process this data to guide vehicles and robots, ensuring efficient and safe navigation. For example, NASA's Perseverance rover demonstrates the effectiveness of autonomous navigation in traversing complex Martian terrain.

Future navigation and communication systems will incorporate decentralized networks and quantum communication technologies to enhance reliability and security. Decentralized networks enable habitats, vehicles, and equipment to communicate directly with one another, reducing dependency on centralized hubs. Quantum communication, which leverages the principles of quantum entanglement, offers unprecedented security for data transmission. These advancements will be vital for ensuring mission success in increasingly complex and interconnected exploration scenarios (Smitherman, 2015).

7.10 CREW TRANSPORT

Crew transport systems are fundamental to the success of extraterrestrial exploration missions, enabling safe and efficient movement between habitats, vehicles, and exploration sites. These systems support both routine activities and critical mission operations, including crew rotations, surface exploration, and emergency evacuations. As humanity targets more distant and challenging environments such as the Moon, Mars, and beyond, crew

transport systems must be designed to meet the specific demands of these destinations, prioritizing safety, reliability, and adaptability.

Intra-habitat mobility is a critical consideration for large, modular, or multistory habitats. Systems such as rail-guided pathways, mobility aids, or even small elevators may facilitate movement between sections. These designs aim to reduce astronaut fatigue during routine tasks and provide efficient escape routes during emergencies. For instance, habitats on Mars, with its lower gravity, could integrate specialized climbing or jump-assist mechanisms to enable vertical mobility, which would otherwise be more strenuous than on Earth (Howard et al., 2023).

Inter-habitat transport systems play an essential role in connecting multiple habitats or infrastructure nodes within an operational area. Pressurized rovers or transfer modules equipped with life support systems are used for short journeys between habitats. These vehicles maintain internal pressure and temperature control, shielding astronauts from environmental hazards such as extreme temperatures, radiation, and dust storms. For example, NASA's proposed pressurized Lunar Terrain Vehicle (LTV) is designed to allow astronauts to traverse large distances on the Moon's surface while remaining safe and comfortable inside a controlled environment (Smitherman, 2015).

Interfaces between crew transport vehicles and habitats are designed for seamless and safe transitions. Airlocks are critical components, maintaining the habitat's atmospheric integrity while facilitating the entry and exit of astronauts. These airlocks must accommodate the varying pressure and temperature differences between the habitat and the vehicle or external environment. Universal docking systems further enhance compatibility, allowing vehicles to dock with different habitat designs and enabling efficient crew transfers. For instance, standardized interfaces are a key feature in developing NASA's Gateway, a lunar orbit platform that will connect various modules, landers, and transport systems (Howard et al., 2023).

Crew transport systems extend to EVAs, where astronauts operate outside habitats or rovers. Advanced spacesuits, often referred to as personal mobility systems, provide life support, radiation protection, and thermal regulation. Modern designs prioritize joint mobility, reducing fatigue during

long EVAs, and incorporate communication systems that allow real-time data exchange with habitats or mission control. EVA-specific transport systems, such as unpressurized rovers, extend the exploration range while supporting tasks like sampling, construction, and habitat repair.

Energy efficiency and reliability are critical factors in the design of crew transport systems. Solar power systems are commonly integrated into surface vehicles, ensuring renewable energy supply during daylight operations. For extended missions or those in low-light environments, energy-dense batteries and compact nuclear reactors, such as NASA's Kilopower system, offer reliable alternatives. These power systems prioritize life support and mobility functions while reserving energy for onboard scientific equipment and communications. Robust energy storage and management solutions are critical for maintaining functionality during extended missions or emergencies (Rismanchi et al., 2023).

Future crew transport designs will emphasize modularity and adaptability, allowing systems to support diverse missions across different environments. Modular transport vehicles will feature interchangeable payloads and docking capabilities, enabling them to transition between roles such as exploration, cargo transport, and rescue operations. Advanced AI-driven systems will enhance navigation, enabling vehicles to autonomously chart optimal routes, identify hazards, and perform semi-autonomous operations when direct communication with mission control is delayed. These capabilities are particularly important for missions on Mars, where communication delays can be as long as 22 minutes each way (Howard et al., 2023).

Integrating crew transport systems with broader mission infrastructure will enhance operational efficiency and mission flexibility. For example, transport vehicles capable of docking directly with habitats or orbital platforms will streamline crew rotations and resupply missions. The use of hybrid vehicles that combine surface mobility with short-range flight capabilities may further expand the operational range, enabling access to previously unreachable areas for scientific exploration or infrastructure deployment (Smitherman, 2015).

As exploration missions advance, the role of crew transport systems will extend to supporting long-term habitation and commercial activities.

Reliable transport systems will be crucial for establishing supply chains between lunar or Martian outposts and resource extraction sites, facilitating the transport of raw materials to processing facilities. These systems will also enable astronauts to explore and map extensive areas, laying the groundwork for future settlements and industrial activities. By integrating emerging technologies and focusing on efficiency, crew transport systems will play an indispensable role in humanity's expansion beyond Earth.

REFERENCES

Aaseng, G., et al., 2018. Autonomous technologies for managing dormant space habitats. *Acta Astronautica*.

Biswal, M., et al., 2021. Thermal control solutions for planetary habitats using phase change materials. *ASCE Earth and Space Proceedings*

Broyan, J. L., & Ewert, M., 2018. Advanced waste management systems for sustainability in space habitats *Journal of Space Engineering*

Cuco, A., et al., 2011. Variable Emittance Space Radiator: Design and optimization for space habitats. AIAA Space Proceedings.

European Space Agency (ESA), 2023. *HERACLES: Lunar Exploration with Reusable Tugs*. ESA Publications.

Howard, R., et al., 2023. Surface mobility systems for lunar habitat deployment. *ASCE Earth and Space Proceedings*.

NASA, 2023. Evolution of space transportation systems. NASA Technical Reports.

Patané, S., et al., 2017. Additive manufacturing in space logistics: Applications and advancements. Acta Astronautica.

Rismanchi, B., et al., 2023. Advanced photovoltaic solutions for space habitats under extreme environmental conditions. *ASCE Earth and Space Proceedings*.

Smitherman, D., 2015. Space infrastructure development for human exploration. NASA Technical Reports.

OceanofPDF.com

Chapter 8
Identifying Habitat Architecture Requirements

8.1 MISSION SYSTEM ARCHITECTURE

Mission system architecture is a comprehensive framework that defines how various components of a space mission interact to achieve its objectives. It encompasses the design, integration, and coordination of all systems, including spacecraft, habitats, ground support infrastructure, and operational protocols. This architecture is central to mission success, ensuring each element functions seamlessly while meeting technical, logistical, and environmental challenges. For modern missions, such as NASA's Artemis program or prospective manned missions to Mars, mission system architecture must address increasing complexity, ensure sustainability, and provide adaptability to dynamic scenarios.

The architecture of a mission begins with the identification of its primary objectives, whether it be establishing a lunar base, retrieving samples from Mars, or supporting long-term human habitation in deep space. These objectives inform the design of spacecraft systems, which are tailored to specific roles such as crew transport, surface exploration, or scientific analysis. For example, the Orion spacecraft, integral to the Artemis program, is designed to transport astronauts to the Moon while providing life support and radiation protection during transit. Similarly, surface missions may incorporate specialized vehicles like the Human Landing System (HLS) or pressurized rovers for exploration and mobility.

Habitats form a core component of mission architecture, serving as both a living space and operational hub for astronauts during long-duration missions. The design of these habitats integrates life support systems, radiation shielding, modular configurations, and redundancy to ensure crew safety and mission flexibility. For instance, the Lunar Gateway, a key component of the Artemis program, is a modular station in cislunar space that provides docking for multiple spacecraft, research facilities, and

staging capabilities for lunar surface operations. Its design accommodates scalability, enabling future expansions for Mars missions or additional scientific payloads.

Ground systems are equally critical, providing the infrastructure to support prelaunch preparations, communication, and mission operations. Facilities like NASA's Deep Space Network (DSN) maintain continuous communication with spacecraft, enabling real-time data transmission and monitoring. Advanced telemetry and command systems allow mission control to oversee every aspect of the mission, from spacecraft health to crew activities. Additionally, launch facilities, such as the Kennedy Space Center, play a foundational role in integrating mission elements, fueling spacecraft, and ensuring safe launches.

A critical consideration in mission system architecture is modularity, which enables scalability and adaptability. Modular designs allow mission components to be upgraded or reconfigured based on evolving objectives or unforeseen challenges. For example, the International Space Station (ISS) employs a modular approach, with components from multiple international partners assembled over time. This design philosophy not only extends the operational lifespan of the ISS but also sets a precedent for future multielement missions. Similarly, redundancy is a key design principle, ensuring that critical systems have backup components to maintain functionality in the event of failures. Redundant life support systems, propulsion units, and communication pathways are essential for mitigating risks during extended missions.

Another essential aspect of mission system architecture is sustainability. Long-duration missions require systems that minimize reliance on Earth-based resupply. This includes regenerative life support systems capable of recycling air and water, in situ resource utilization (ISRU) technologies to harness local resources for fuel and construction materials, and renewable energy sources like solar arrays or compact nuclear power systems. For example, the Artemis program emphasizes ISRU by exploring the potential of extracting water ice from lunar regolith to produce oxygen and hydrogen for life support and propulsion.

Despite advancements in mission architecture, challenges remain. Weight and volume constraints imposed by launch vehicle capacities demand

innovative solutions to maximize functionality while minimizing mass. Inflatable habitats and lightweight composite materials are being developed to address these limitations. Radiation protection is another significant challenge, particularly for missions beyond Earth's magnetosphere. Architectural designs must incorporate shielding strategies that protect both crew and equipment from galactic cosmic rays (GCRs) and solar particle events (SPEs) while balancing weight constraints. Communication delays, particularly for missions to Mars, necessitate autonomous systems capable of managing navigation, maintenance, and decision-making without immediate input from mission control.

Modern mission architectures exemplify how these challenges are being addressed. The Artemis program integrates multiple components, including the Orion spacecraft, Lunar Gateway, and HLS, to create a flexible and scalable framework for sustained lunar exploration. Mars Sample Return missions, another ambitious project, involve a coordinated effort between rovers, ascent vehicles, and Earth return orbiters to collect and transport Martian samples back to Earth. Each of these architectures showcases the importance of interoperability, with components from various agencies and private partners working together seamlessly.

Mission System Architecture is the backbone of any successful space mission, providing the structure within which all mission elements operate cohesively. By incorporating principles of modularity, sustainability, redundancy, and adaptability, modern architectures are equipped to tackle the complexities of deep-space exploration. As missions expand to include permanent lunar bases and interplanetary travel, the continuous evolution of mission system architecture will be vital for advancing humanity's presence in space.

Mission Phases

The mission progresses through several structured phases, each contributing to the overall success and sustainability of space exploration. These phases outline the key steps from prelaunch preparations to surface operations (ESA, 2020).

Testing:

Before launch, all mission components undergo rigorous testing to ensure functionality and compatibility. This includes environmental testing to simulate the harsh conditions of space, structural integrity assessments, and system validations to identify and mitigate potential failures.

For example, habitats and airlocks are subjected to vacuum chamber tests, while propulsion systems undergo static fire tests to confirm performance.

Transportation to the Launch Site:

Once testing is complete, mission elements are transported to the launch site. This phase involves careful logistical planning to ensure that components arrive undamaged and ready for integration.

Large-scale equipment, such as the lander or habitat modules, is often transported in custom-designed containers to maintain environmental stability.

Launching:

The launch phase involves propelling the spacecraft from Earth's surface to low Earth orbit (LEO). Launch vehicles, such as NASA's Space Launch System (SLS) or SpaceX's Falcon Heavy, are specifically selected based on mission payload requirements.

Precision timing is critical to optimize fuel efficiency and ensure alignment with mission trajectories.

Transfer from Low Earth Orbit to Lunar Orbit:

After reaching LEO, the spacecraft transitions to its interplanetary trajectory, heading toward lunar orbit. This phase includes critical propulsion maneuvers to escape Earth's gravity and achieve lunar capture.

Tug vehicles or transfer stages are often employed to optimize energy usage and reduce strain on primary spacecraft propulsion systems.

Docking:

Once in lunar orbit, the spacecraft docks with a habitat or gateway platform, such as the Lunar Gateway. Docking operations require precise alignment and real-time adjustments to ensure a secure connection.

Automated docking systems equipped with light detection and ranging (LIDAR) and visual guidance technology streamline this process.

Landing:

The lander separates from the orbital platform and descends to the lunar surface. Advanced propulsion systems and precision navigation tools guide the lander to preselected landing zones.

Autonomous systems are integrated to address the complexities of terrain variability and ensure a safe touchdown.

Deployment:

Following landing, mission elements such as habitats, power systems, and scientific instruments are deployed. These components are designed for rapid setup to minimize crew workload and exposure to lunar conditions.

Inflatable habitats or modular structures are often employed for ease of deployment and scalability.

Surface Transfer:

Astronauts and equipment are transferred to surface habitats and operational zones. Rovers and mobile cranes assist in moving heavy payloads, enabling the establishment of operational infrastructure.

This phase emphasizes efficiency and safety, with tools and vehicles designed for low-gravity environments and abrasive regolith conditions.

Mission Components

The mission incorporates various components that fulfill specialized roles, ensuring the functionality and adaptability of the mission. These components are strategically designed to address the challenges of extraterrestrial operations (ESA, 2020).

Habitat System:

The Habitat **System** is the core living and working space for astronauts, providing life support, radiation protection, and modular configurations for adaptability.

Examples include modules with regenerative life support systems that recycle water and air, such as those being tested for lunar habitats in the Artemis program.

Airlock Module:

The airlock module facilitates safe transitions between the habitat and the external environment during extravehicular activities (EVAs). It includes pressurization controls, dust mitigation systems, and emergency override features.

Advanced designs incorporate regolith-resistant seals to handle abrasive lunar or Martian dust.

Launchers:

Launch vehicles, such as the SLS or Falcon Heavy, are critical for transporting mission components from Earth to LEO or beyond. These vehicles are engineered for high payload capacities and precision trajectory insertion.

The integration of reusable launch systems further reduces mission costs.

Lander:

The lander transports astronauts and cargo from lunar orbit to the surface. It features precision guidance systems, redundant propulsion units, and adaptable payload capacities to support varying mission needs.

For instance, the HLS developed for Artemis missions includes robust thermal and structural designs to ensure safety and efficiency.

Tug:

A tug vehicle, or orbital transfer stage, assists in transferring payloads from LEO to higher orbits or lunar trajectories. These vehicles optimize fuel usage and are often equipped with ion propulsion systems for long-duration operations.

Examples include NASA's concept of reusable tugs for cislunar logistics.

Mobile Crane:

Mobile cranes facilitate the deployment and assembly of surface infrastructure, such as habitats, solar arrays, and scientific equipment. These

cranes are designed for low-gravity operations and feature advanced mobility systems to traverse uneven terrain.

Prototype cranes for lunar missions incorporate autonomous capabilities to perform tasks with minimal crew intervention.

Power Station:

The power station generates and stores energy for mission operations. Solar arrays, nuclear reactors, and fuel cells are common technologies employed for power generation.

NASA's Kilopower reactor, for example, provides scalable and reliable power for lunar and Martian habitats.

External Radiators:

External radiators manage thermal regulation by dissipating excess heat generated by life support systems, power equipment, and scientific instruments. These radiators are designed with materials that maximize heat exchange while withstanding extreme temperatures.

Deployable radiators with flexible configurations are often used to adapt to varying heat loads.

8.1.1 Concept of Operations

The Concept of Operations (ConOps) serves as the strategic framework that outlines the objectives, phases, and execution plans for a space mission, ensuring all components and activities are aligned to achieve mission goals. This comprehensive approach defines how spacecraft, habitats, surface systems, and crew interact, emphasizing efficiency, safety, and adaptability. As missions become more complex—extending to lunar bases and Martian exploration—ConOps provides the detailed blueprint required to address the logistical and technical challenges of these ambitious endeavors (ESA, 2020).

At the heart of ConOps is the definition of mission objectives and scope, which form the foundation for all subsequent planning and operations. These objectives may include exploration tasks, such as analyzing lunar regolith for water ice, establishing sustainable infrastructure for long-term habitation, or testing advanced technologies like ISRU. For example, the

Artemis program's ConOps outlines specific goals, including lunar landings, the deployment of surface habitats, and the demonstration of technologies critical for eventual Mars missions. Mission scope determines the scale, resources, and timeline required, ensuring that all elements, from spacecraft to surface systems, are optimized for success.

ConOps organizes the mission into distinct phases, each with well-defined objectives and activities that build upon the success of preceding phases. The pre-mission phase focuses on system design, rigorous testing, and crew training to ensure readiness. For instance, extensive vacuum chamber testing of habitats and life support systems ensures they can withstand space conditions. The transit phase involves navigating from Earth to the destination, with midcourse trajectory corrections and continuous system monitoring, often supported by autonomous navigation systems to reduce reliance on ground control. During the surface operations phase, critical tasks such as deploying habitats, conducting scientific research, and maintaining life support systems are prioritized. These operations are meticulously planned to optimize efficiency while minimizing risks, such as exposure to radiation or the effects of regolith. Finally, the return or extended mission phase ensures the safe recovery of crew and payloads or transitions infrastructure for long-term use, such as preparing lunar habitats for subsequent missions.

Another critical aspect of ConOps is the coordination of mission components, ensuring seamless interactions between spacecraft, habitats, rovers, and power systems. During the docking phase, for example, spacecraft like Orion or landers must interface precisely with platforms such as the Lunar Gateway. Automated systems equipped with visual guidance and LIDAR technologies streamline this process, minimizing human workload. On the surface, habitats must integrate with life support, power, and communication systems to maintain functionality and ensure crew safety. Surface mobility systems, such as rovers and cranes, play a vital role in transporting equipment and resources, and their operations are carefully synchronized to avoid conflicts and maximize productivity. The detailed mapping of these interactions within ConOps ensures operational harmony across all mission components.

Defining roles and responsibilities is another essential element of ConOps, clarifying the tasks assigned to crew members, mission control, and

autonomous systems. Astronauts' roles are aligned with their expertise, ensuring efficient execution of tasks such as habitat maintenance, scientific research, or EVAs. For example, a designated systems engineer on the crew may oversee the operation and troubleshooting of life support systems, while another member focuses on conducting geology experiments. Mission control teams provide critical support by monitoring spacecraft health, analyzing scientific data, and assisting with troubleshooting from Earth. For missions with significant communication delays, such as those to Mars, ConOps incorporates autonomous systems capable of handling routine monitoring and emergency responses independently, ensuring mission continuity.

Risk management and contingency planning are integral to ConOps, addressing the inherent hazards of space exploration. Potential risks, such as system failures, environmental hazards, or medical emergencies, are thoroughly analyzed, and mitigation strategies are embedded into the operational framework. For example, redundant life support systems ensure continued functionality in the event of a primary system failure, while habitats are designed with enhanced shielding to protect against SPEs and cosmic radiation. Medical emergencies are accounted for through extensive crew training in first aid, access to onboard medical kits, and detailed evacuation protocols.

Technological and logistical integration also plays a pivotal role in ConOps, ensuring that all systems work cohesively to achieve mission objectives. Resource management systems, such as water recycling and energy distribution, are carefully planned to support sustainable operations. Advanced technologies, including ISRU and additive manufacturing, enable habitats to utilize local resources for fuel, construction, and life support, reducing dependence on Earth-based resupply missions. Scalability is another key consideration; modular designs allow mission elements to adapt to future expansions, such as increasing crew size or incorporating additional scientific payloads. The Lunar Gateway's modular design exemplifies this approach, offering docking ports for multiple spacecraft and the ability to integrate new science modules over time. The Concept of Operations is a dynamic framework that evolves to meet the challenges of modern space exploration. By integrating phased execution, clear roles, risk management, and technological innovation, ConOps ensures that all

mission elements operate harmoniously, paving the way for successful and sustainable exploration of the Moon, Mars, and beyond.

8.1.2 Mission Phases

Space missions are structured into distinct phases to ensure the systematic execution of complex objectives. Each phase represents a critical milestone, with specific activities designed to address the challenges of space travel, from prelaunch preparations to surface operations. This phased approach allows mission planners to coordinate resources, optimize system performance, and adapt to evolving conditions. The phases outlined below provide a comprehensive framework for missions, including lunar exploration, interplanetary travel, and extended human habitation in extraterrestrial environments (ESA, 2020).

Testing:

The testing phase is the foundation of mission readiness, ensuring that all systems, components, and processes function reliably under the extreme conditions of space. This phase involves rigorous evaluations of spacecraft, habitats, and support systems through simulations, environmental testing, and integration trials. For example, thermal vacuum chambers replicate the vacuum and temperature fluctuations of space to validate spacecraft integrity. Systems such as life support modules undergo stress testing to verify their capability to maintain habitable conditions over extended durations. Crews also participate in training simulations, practicing operations in mock habitats or neutral buoyancy tanks to prepare for tasks under microgravity or reduced gravity conditions. By identifying and resolving potential issues during this phase, mission planners reduce the likelihood of failures during critical mission operations.

Transportation to the Launch Site:

Once testing is complete, mission components are transported to the designated launch site. This phase requires meticulous logistical coordination to ensure that equipment arrives intact and ready for integration. Specialized containers and handling techniques are employed to protect sensitive instruments, such as scientific payloads or propulsion systems, from mechanical shocks and environmental variations. For

example, large-scale components like habitat modules or lunar landers are transported using custom-designed transport vehicles that provide controlled environments. Ground teams at the launch site oversee the unloading and preparation of components, ensuring they meet safety and performance standards before integration into the launch vehicle.

Launching:

The launch phase marks the beginning of the mission's journey to space, where the spacecraft and its payload are propelled from Earth's surface into LEO. Precision in launch timing and trajectory is critical to ensure alignment with mission objectives, such as docking with orbital platforms or entering interplanetary trajectories. Launch vehicles, such as NASA's SLS or SpaceX's Falcon Heavy, are selected based on the mission's payload requirements and target destination. This phase also involves real-time monitoring of propulsion systems and vehicle health to address potential anomalies during ascent. For crewed missions, additional safety measures, such as abort systems, are in place to safeguard astronauts in case of emergencies during launch.

Transfer from Low Earth Orbit to Lunar Orbit:

After achieving LEO, the spacecraft transitions to its trajectory toward the Moon or another celestial body. This phase involves precision maneuvers, such as trans-lunar injection (TLI), to break free from Earth's gravity and set the spacecraft on its course. Orbital transfer stages or tug vehicles may be used to optimize fuel efficiency and support heavy payloads. For example, NASA's Artemis missions employ the Orion spacecraft and a dedicated propulsion system for this critical phase. Midcourse corrections are executed to maintain the trajectory and ensure a precise arrival at the target orbit. During this phase, onboard systems continuously monitor spacecraft health, and autonomous navigation technologies play a vital role in maintaining accuracy.

Docking: Docking is a critical phase where the spacecraft connects with orbital platforms or other mission components, such as the Lunar Gateway or Mars orbiters. This phase requires precision alignment, often achieved through a combination of automated systems and real-time inputs from mission control. Docking systems equipped with visual guidance, LIDAR, and robotic arms facilitate secure connections. For example, the Orion

spacecraft docks with the Lunar Gateway to transfer crew and equipment or to refuel before descending to the lunar surface. This phase ensures the seamless integration of mission elements, enabling coordinated operations between orbit and surface systems.

Landing:

Landing involves the descent of the spacecraft or lander from orbit to the surface of the target destination. This phase is among the most technically demanding, requiring advanced propulsion systems, precision navigation, and terrain analysis. Autonomous systems are critical during landing, especially for uncrewed missions or in areas with limited communication. The Artemis program's HLS, for instance, employs precision guidance technology and retropropulsion to ensure safe landings on the Moon. This phase also incorporates contingency measures, such as backup thrusters or fail-safe algorithms, to address potential anomalies during descent.

Deployment:

Deployment focuses on setting up operational infrastructure on the surface, such as habitats, power systems, and scientific instruments. This phase involves unpacking and activating mission components, including inflatable habitats, solar arrays, and mobility systems. For example, a lunar mission may deploy regolith-processing units for ISRU or ground-penetrating radar to study subsurface features. Efficient deployment strategies minimize crew workload and exposure to environmental hazards, such as radiation or abrasive dust. Technologies like autonomous robots and mobile cranes are increasingly used to streamline deployment and enhance safety.

Surface Transfer:

Surface transfer involves the movement of crew and equipment between landing sites, habitats, and operational zones. Rovers and mobility systems are essential for this phase, enabling astronauts to transport scientific payloads, tools, and resources across challenging terrain. For example, pressurized rovers are designed to support extended excursions while protecting astronauts from radiation and dust exposure. Surface transfer systems must be adaptable to varying environmental conditions, ensuring efficiency and safety during exploration activities.

The structured progression of mission phases is fundamental to the success and sustainability of space exploration. Each phase, from testing and launch preparations to surface operations and resource utilization, represents a critical step in managing the complexities of extraterrestrial missions. This phased approach ensures that every component, system, and procedure is meticulously planned, tested, and executed to achieve the mission's overarching goals while safeguarding crew safety and maximizing efficiency.

The testing phase lays the groundwork by validating the functionality and compatibility of mission components under simulated space conditions. Transportation and launch activities then mark the transition from Earth to space, leveraging advanced logistics and propulsion technologies to overcome the challenges of escaping Earth's gravity. Once in space, precision in orbital transfer and docking operations ensures seamless integration between spacecraft, habitats, and mission support infrastructure. The landing and deployment phases further demonstrate the ingenuity of space mission design, as landers deliver payloads to the surface and automated systems establish operational infrastructure with minimal human intervention. Finally, surface transfer activities enable exploration and resource management, fostering the development of long-term extraterrestrial habitation.

These mission phases are interconnected by a shared focus on innovation, adaptability, and sustainability. Advanced technologies, such as autonomous navigation systems, modular habitats, and ISRU, play a pivotal role in overcoming the unique challenges posed by space environments. For instance, technologies enabling precise landing and efficient deployment of surface habitats are critical for building lunar bases and supporting Mars exploration. Additionally, the use of robotic systems for deployment and surface transfer enhances crew safety while extending mission capabilities in hazardous conditions.

Operations and maintenance are vital phases that ensure the ongoing functionality and sustainability of mission components. During the operations phase, the habitat and mission infrastructure become fully functional, supporting the crew in conducting scientific research, exploration, and resource utilization. For instance, operations on the lunar surface might involve activating regolith-processing units for ISRU to

produce oxygen and hydrogen. Maintenance activities focus on sustaining the functionality of critical systems such as life support, power generation, and thermal regulation. Regular inspections, diagnostics, and repairs address the wear and tear caused by extreme environmental conditions, such as temperature fluctuations and abrasive regolith. Autonomous maintenance technologies, like robotic assistants and self-diagnosing systems, are increasingly integrated to reduce crew workload and enhance operational efficiency.

As humanity embarks on increasingly ambitious missions, including the establishment of permanent lunar outposts and manned expeditions to Mars, the importance of well-defined mission phases cannot be overstated. These structured phases provide the foundation for addressing the technical, logistical, and environmental challenges of space exploration. By integrating redundancy, scalability, and sustainability into every stage, mission planners create resilient architectures capable of adapting to unforeseen circumstances while achieving long-term objectives.

8.1.3 Mission Components

Space exploration missions rely on a diverse range of specialized components to address the unique challenges of extraterrestrial environments. These components form the basis of mission architecture, ensuring the successful execution of objectives such as human habitation, scientific exploration, and infrastructure development. Each component plays a specific role within the mission, from enabling mobility and resource utilization to maintaining life support systems and generating power. Designed for flexibility and scalability, these systems must operate cohesively to adapt to the varying conditions of destinations like LEO, the Moon, or Mars. By integrating these components into a unified framework, missions achieve the operational efficiency and resilience required for short-term exploration and long-term habitation.

Each component is meticulously designed to perform a specific function, from transporting astronauts and deploying habitats to enabling surface exploration and scientific research. The integration of these components is crucial for ensuring mission success, particularly in the challenging environments of deep space or extraterrestrial surfaces. This section

outlines the key mission components and their roles, emphasizing their significance in supporting the complexities of modern space exploration.

Habitat System:

The Habitat System is the core living and operational space for astronauts during missions, designed to provide a safe and sustainable environment for extended stays. This module integrates advanced life support systems, radiation shielding, and modular layouts to accommodate varying mission requirements. For example, NASA's Lunar Gateway incorporates a habitat module equipped with regenerative life support technologies that recycle air and water, reducing reliance on Earth-based resupply. The module also features multifunctional spaces for sleeping, dining, and working, maximizing efficiency within limited volume. Modular configurations enable scalability, allowing additional modules to be docked or reconfigured for future expansions.

Airlock Module:

The Airlock Module is critical for supporting EVAs by enabling safe transitions between the habitat and the external environment. It is equipped with pressure regulation systems, dust mitigation technologies, and redundant seals to ensure astronaut safety. For lunar missions, airlock designs incorporate regolith-resistant materials to minimize contamination of the habitat. The module also serves as a staging area for donning spacesuits and storing EVA tools. Advanced airlock systems, such as those planned for Mars habitats, may include automated cleaning mechanisms and integrated monitoring systems to streamline operations and reduce human workload.

Launchers:

Launchers are essential for delivering mission components, crew, and payloads from Earth to space. Modern launch vehicles, such as NASA's SLS and SpaceX's Falcon Heavy, are engineered for high payload capacities and precise orbital insertions. These systems incorporate advanced propulsion technologies, reusable components, and safety features such as abort systems for crewed launches. For example, the SLS plays a pivotal role in the Artemis program, carrying the Orion spacecraft and lunar landers into cislunar space. Launchers are also designed to accommodate diverse

payloads, from habitats and landers to scientific instruments, ensuring flexibility for various mission profiles (ESA, 2020).

Lander:

The Lander is responsible for transporting crew and cargo from orbit to the surface of the target destination. It must withstand the challenges of atmospheric entry, descent, and landing while ensuring the safety of its payload. For lunar missions, landers like the HLS employ precision guidance systems, autonomous navigation, and redundant propulsion units to achieve safe and accurate landings. On Mars, landers face additional challenges, such as thin atmospheres and varying terrain, requiring advanced aerobraking techniques and terrain-relative navigation systems. Landers are often designed for reuse, supporting multiple missions, or serving as temporary habitats during surface operations.

Tug:

The Tug or orbital transfer vehicle plays a vital role in moving payloads between orbits or facilitating interplanetary transfers. These vehicles optimize fuel efficiency and reduce reliance on primary spacecraft propulsion systems. For example, reusable orbital tugs are being developed to transport modules from LEO to cislunar space, supporting lunar missions. Tug systems often feature ion propulsion technologies, which provide high efficiency for long-duration transfers. Their modular design allows them to accommodate diverse payloads, such as habitat modules, scientific instruments, or fuel tanks.

Mobile Crane:

The Mobile Crane is a surface system designed to assist with the deployment, assembly, and relocation of heavy mission components on extraterrestrial surfaces. These cranes are engineered for mobility and adaptability, enabling them to operate on uneven terrain and in low-gravity environments. For lunar missions, cranes are essential for deploying large habitats, solar arrays, or regolith-processing units. Advanced designs incorporate autonomous capabilities, allowing cranes to perform tasks with minimal crew input. For instance, robotic cranes equipped with artificial intelligence (AI) and terrain mapping sensors can precisely position

infrastructure components, streamlining surface operations and enhancing crew safety.

Power Station:

The Power Station provides the energy required to sustain mission operations, including life support systems, scientific equipment, and mobility systems. Power generation technologies vary depending on the mission environment, with solar arrays, nuclear reactors, and fuel cells being the most common solutions. For lunar missions, NASA's Kilopower reactor offers a scalable and reliable energy source capable of operating in regions with limited sunlight, such as the Moon's south pole. Power stations are designed with redundancy and adaptability, allowing them to support fluctuating energy demands and integrate with other mission components.

External Radiators:

External Radiators manage thermal regulation by dissipating excess heat generated by life support systems, power systems, and scientific instruments. Effective thermal management is critical in the vacuum of space, where heat cannot dissipate through convection. Radiators are constructed from high-conductivity materials, such as aluminum or titanium alloys, and often feature deployable configurations to maximize surface area. For example, the ISS utilizes ammonia-based radiator panels to maintain optimal thermal conditions. Advanced designs for planetary habitats may incorporate adaptive radiators that adjust their configuration based on thermal loads, ensuring consistent performance in varying environmental conditions.

Each mission component is designed to function as part of an integrated system, ensuring that all elements work cohesively to achieve mission objectives. For example, the Habitat Service Module connects seamlessly with the Airlock Module to support EVAs, while the Power Station interfaces with habitats and mobility systems to provide continuous energy. Interoperability between components is critical, particularly for international or multiagency missions, where standardized interfaces and protocols ensure compatibility. Modular designs also enhance mission flexibility, allowing components to be reconfigured or upgraded as needs evolve.

NASA employs a mission classification system to assess and manage the risk levels of its projects, including those involving human missions and habitation vehicles. This system categorizes missions into four classes, each reflecting the mission's priority, acceptable risk tolerance, and required rigor in safety and quality assurance:

Class A Missions: These are high-priority missions with the lowest acceptable risk tolerance. They often involve human spaceflight or missions critical to national objectives. Due to their importance, Class A missions require rigorous testing, extensive redundancy, and comprehensive quality assurance measures.

Class B Missions: These missions are highly significant but can tolerate slightly higher risk compared to Class A. They may include flagship science missions or other endeavors where mission success is crucial, but some risk is acceptable. Class B missions still demand thorough testing and quality assurance, though with some flexibility.

Class C Missions: These are moderate-priority missions with a balanced approach to risk and cost. They often involve technology demonstrations or medium-scale science objectives. Class C missions allow for greater risk tolerance and may have less redundancy and testing compared to Classes A and B.

Class D Missions: These missions have the highest risk tolerance and are typically low-cost endeavors. They include experimental projects, technology demonstrations, or missions with short operational lifespans. Class D missions prioritize innovation and rapid development over extensive testing and redundancy.

This classification framework enables NASA to effectively manage resources, tailor mission assurance processes, and align project expectations with strategic objectives. By categorizing missions, NASA ensures that each project receives the appropriate level of oversight and risk management, facilitating successful outcomes across its diverse portfolio.

NASA's mission classification system ensures that human missions are prioritized and managed based on their criticality and acceptable risk tolerance. Class A missions represent the highest priority and involve human spaceflight operations, such as the Artemis missions or the ISS

program. These missions require the lowest acceptable risk tolerance due to the presence of astronauts, mandating extensive redundancy, rigorous testing, and comprehensive quality assurance. Systems such as life support, propulsion, and communication undergo exhaustive validation to ensure safety, and strict oversight is maintained throughout the mission lifecycle. By prioritizing human safety and mission success, Class A missions serve as the basis of NASA's human exploration initiatives.

Supporting systems or technology demonstrations tied to human missions are categorized under Class B, C, or D missions based on their specific roles and risk levels. Class B missions, such as resupply operations for the ISS, are critical to sustaining human activities in space, requiring robust testing and reliability. Class C missions focus on enabling technologies that support future human missions, such as habitat prototypes or mobility systems, with a balanced approach to cost and risk. Class D missions prioritize rapid innovation and experimentation, often testing systems like ISRU technologies or CubeSats, which could later benefit human spaceflight. This classification ensures that human missions receive the highest level of oversight while facilitating the development of essential technologies through lower-priority, high-risk projects.

8.2 HABITAT FEATURES

Habitat features in space environments are designed to ensure the safety, comfort, and operational efficiency of astronauts during long-duration missions. These features encompass structural elements for physical protection, living spaces tailored to human needs, and advanced systems that address the challenges of extraterrestrial environments. A well-designed habitat must integrate these components seamlessly to maintain functionality while providing a livable environment that supports the physical and psychological well-being of the crew (NASA, 2014).

The structural elements of a habitat, including airlocks, windows, and doors, serve as the primary barrier against the harsh conditions of space. Airlocks are critical for supporting EVAs, allowing astronauts to transition between the pressurized habitat and the vacuum of space while maintaining atmospheric control. Windows, crafted from radiation-resistant materials, offer visual access to the external environment and play a vital role in

maintaining crew morale by connecting them with their surroundings. Hatches and doors, designed with ergonomic handles and redundant sealing mechanisms, ensure ease of operation while preserving the habitat's pressurization and thermal stability. These elements are engineered to accommodate a diverse crew population, incorporating anthropometric data to support accessibility and safety for all astronauts.

Living and operational areas within the habitat are tailored to meet the daily needs of the crew. Sleeping quarters are designed to provide privacy and comfort, incorporating sound insulation and adjustable lighting to support restful sleep cycles. Personal hygiene facilities, such as toilets and washing stations, are equipped with water recycling technologies to minimize resource consumption. Recreational areas, though compact, are essential for maintaining crew morale and mental health, offering space for leisure activities, exercise, and relaxation. Each area is designed with microgravity in mind, utilizing secure fixtures, modular configurations, and flexible layouts to adapt to varying mission demands.

Orientation in microgravity is a key consideration in habitat design, as the absence of gravity can disorient crew members and hinder productivity. Clear visual and tactile cues are integrated throughout the habitat to aid navigation and task execution. Distinctions between walls, floors, and ceilings are achieved through the use of textures, colors, and directional lighting, helping crew members maintain a consistent sense of direction. Emergency pathways are clearly marked with illuminated symbols and color-coded routes to ensure quick and safe evacuation if necessary. Workstations and storage areas are designed to secure tools and supplies, preventing items from floating freely and becoming hazards during operations.

Advanced materials and technologies enhance the durability, efficiency, and adaptability of habitat features. Lightweight composites and radiation-shielding materials protect against external threats while reducing launch weight. Integrated environmental monitoring systems track critical parameters such as temperature, air quality, and radiation levels, automatically adjusting habitat conditions to ensure crew safety and comfort. Modular construction techniques enable habitats to be expanded or reconfigured as mission requirements evolve, allowing for future upgrades and increased functionality.

Each feature of a space habitat is meticulously engineered to address the unique challenges of extraterrestrial environments while supporting the physiological and psychological needs of its inhabitants. Through the integration of advanced systems, ergonomic designs, and sustainable technologies, these habitats provide a secure and livable environment for astronauts, enabling them to perform their mission objectives effectively and comfortably. As exploration ventures extend to more distant destinations, habitat features will continue to evolve, ensuring long-term human presence in space.

Architectural Features to Consider (NASA, 2014):

Interior Construction: Durable, lightweight materials form the structure, balancing resilience and ease of maintenance.

Walls, Ceiling, and Floor: Differentiated using textures, colors, or patterns to aid navigation and spatial orientation in microgravity.

Workstations and Work Surfaces: Designed to secure tools and equipment, with modular layouts for versatility and efficient use of space.

Stowage and Supplies: Organized, labeled compartments ensure accessibility and prevent floating items in microgravity.

Hatches and Windows: Ergonomic designs with redundant seals ensure easy operation and protection against pressure loss while offering external visibility.

Ducting: Quiet, efficient airflow systems maintain air quality and temperature, minimizing crew disturbance.

Lighting: Adjustable lighting supports tasks and circadian rhythms, with emergency illumination for quick navigation.

Chairs and Tables: Secure, multifunctional designs accommodate microgravity needs while providing stability and adaptability.

Orientation Factors:

Orientation of Workstation Elements: Interfaces and controls are consistently aligned for intuitive use and efficiency.

Visual Demarcations:

Physical Indentations: Tactile markers aid orientation without visual reliance.

Color Coding: Distinguishes zones or functional areas, improving navigation and task efficiency.

Outlining: Highlights critical features or equipment for quick identification.

Visual Orientation Cues: Directional lighting and arrows help maintain spatial awareness in microgravity.

Operational Cues for Equipment: Clear labels and symbols provide intuitive guidance for system use.

Orientation Aids:

Color and Shading: Gradients indicate direction or zone boundaries.

Labels: Mark systems, modules, and directions (e.g., port, starboard, nadir).

Lights: Emergency paths and architectural features are illuminated for visibility.

Symbols and Markings: Universally recognizable icons ensure clarity during navigation or emergencies.

8.2.1 Galley and Food Systems

The design and functionality of galley and food systems in space habitats are essential for supporting astronauts' physical health, operational efficiency, and psychological well-being during extended missions. These systems must address the unique challenges of preparing and consuming food in microgravity or reduced gravity environments while maximizing the efficient use of limited space and resources. The galley, as the central area for meal preparation and storage, must be ergonomically designed to allow smooth operations under mission-specific constraints. Modular workstations, inspired by adaptable systems like the International Standard Payload Rack (ISPR), provide flexible configurations that can be tailored to meet the demands of different missions. Deployable surfaces and integrated storage compartments ensure that tools, ingredients, and equipment are accessible and secure, enabling efficient meal preparation in confined environments (Howe, 2014).

In addition to food preparation, bioregenerative systems have transformed the way food is produced in space habitats. These innovative systems incorporate advanced hydroponic and aeroponic technologies, enabling the cultivation of fresh produce such as vegetables, herbs, and small fruits. Beyond enhancing the nutritional variety available to astronauts, these systems provide significant psychological benefits. Participating in gardening activities can offer a sense of purpose and connection to nature, which is especially valuable during long missions away from Earth. Controlled environments with optimized lighting, temperature, and nutrient delivery ensure reliable crop growth, even in the challenging conditions of space. These systems not only support dietary needs but also help improve the overall quality of life for the crew (Massa et al., 2013).

Sustainability is a critical focus in the development of galley and food systems, particularly for missions targeting distant destinations like Mars. Efficient resource use and waste minimization are essential, as resupply opportunities are limited. Advanced hydroponic and aeroponic cultivation methods are designed to maximize crop yield while reducing water and nutrient consumption. Integrated recycling systems capture and reuse water lost through plant transpiration, further enhancing resource efficiency. Research continues to expand the variety of crops suitable for space, including calorie-dense options like root vegetables and grains, ensuring a steady supply of fresh, nutritious food throughout the mission (Perchonok et al., 2012).

Food processing and preservation technologies are equally vital in maintaining the quality, safety, and palatability of meals. Compact, multifunctional devices are developed to handle a wide range of tasks, such as cooking, dehydrating, and vacuum-sealing. These systems are tailored for the space environment, allowing astronauts to prepare meals using both prepackaged supplies and freshly grown produce. Preservation methods are carefully refined to maintain nutritional content and taste, preventing monotony in meal options over extended periods. Recent innovations, such as 3D food printing, offer the potential for customized meals that cater to individual dietary requirements and preferences, further supporting the health and performance of the crew.

Overall, galley and food systems are fundamental components of a well-functioning space habitat. By combining ergonomic design, sustainable

production techniques, and advanced preservation technologies, these systems ensure astronauts have access to nutritious, diverse, and satisfying meals. Continued progress in this area will be essential for supporting human exploration of deep space and sustaining life on long-duration missions.

8.2.2 Waste Collections and Hygiene

Efficient waste collection and hygiene systems are essential for maintaining health and safety within space habitats. These systems must effectively manage both solid and liquid waste while ensuring environmental control, crew comfort, and operational efficiency in microgravity or reduced gravity conditions. The design and operation of waste and hygiene facilities are guided by considerations for contamination prevention, ease of use, sustainability, and crew well-being.

8.2.2.1 Waste Management Systems

Waste management systems in space habitats are designed to handle different waste types produced during long-duration missions, including solid waste, liquids, and biohazardous materials. Technologies such as the heat melt compactor (HMC) exemplify innovative solutions, sterilizing and compressing waste into dense, microbial-free blocks. These blocks reduce storage needs and can also serve as radiation shielding, providing a dual-purpose benefit to the habitat.

For efficient operation, modular waste containment systems, such as portable lavatories, are employed to ensure adaptability across various mission configurations. Features such as airflow-assisted waste collection help overcome the challenges of microgravity, where gravity-based methods are not viable. Systems are also equipped with odor and leakage controls to maintain a clean and comfortable environment (Borrego et al., 2023).

8.2.2.2 Hygiene Systems

Hygiene facilities in space habitats are designed to enable safe and comfortable personal care under the constraints of microgravity. Advanced systems provide astronauts with solutions for cleaning and sanitation, including body-washing stations, sinks, and compact showers. For instance,

early designs like the Skylab shower demonstrated the challenges of water containment, leading to innovations that now recycle and purify water used for hygiene. These systems ensure resource efficiency and support the broader habitat life-support systems.

Ergonomic features, such as restraints and adjustable supports, help astronauts stabilize themselves during hygiene activities. Personal hygiene kits include reusable towels, no-rinse wipes, and grooming tools, minimizing the use of consumables while ensuring cleanliness. Privacy considerations are also paramount, with facilities designed to provide visual and auditory privacy to the crew (Taylor, 2020).

Space bathrooms should prioritize portability to better facilitate essential physiological demands and cultural rituals, making them more enjoyable and regenerative experiences for future human presence in microgravity environments. A standout in this evolving field is the Artemis Removable-Canister Waste Accumulation System and Handler (ARC-WASH). This system represents a significant advancement in portable lavatory design for space habitats, enhancing crew comfort and inclusivity. It adeptly addresses the challenges faced by previous generations of space toilets. Its modular and flexible design allows for easy adaptation across various spacecraft and habitat configurations, underscoring the importance of portability in the architecture of space habitats (Payra & Paradiso, 2022).

8.2.2.3 Sustainable Hygiene Practices

Sustainability is a central focus of waste and hygiene system design. Closed-loop systems, like those demonstrated in the Micro-Ecological Life Support System Alternative (MELiSSA) project, recycle human waste to produce water, air, and even nutrients. These systems reduce dependency on Earth-based resupply missions and align with the objectives of creating autonomous habitats for long-term space exploration (Walker et al., 2017).

Integration of microbial monitoring systems ensures that hygiene areas remain free from harmful contamination. Routine disinfection protocols and specialized air filtration units prevent the spread of bacteria and fungi, protecting crew health. Innovative materials with antimicrobial properties are incorporated into facility designs to further enhance hygiene standards (Mora et al., 2016).

8.2.2.4 Integration and Adaptability

Modern waste and hygiene systems are modular and adaptable, allowing them to be reconfigured for diverse mission profiles. Portable waste containment units, such as the Artemis Removable-Canister Waste Accumulation System, prioritize crew inclusivity and comfort while enabling easy maintenance. These types of systems are designed for rapid servicing to minimize crew time spent on non-mission-critical activities. This is essential for the success of space missions, ensuring that waste and hygiene management are not just efficient but also contribute to the overall sustainability and habitability of the space environment. These innovations enhance mission outcomes by addressing the physiological, psychological, and operational needs of the crew.

8.2.3 Sleep Accommodation, Health, and Clothing

Ensuring astronaut well-being during space missions requires carefully designed systems for sleep accommodation, health monitoring, and clothing. These elements must address the unique challenges of microgravity, limited space, and prolonged mission durations. By integrating advanced technologies and ergonomic designs, these systems contribute to maintaining the physical and psychological health of the crew, supporting both their operational performance and quality of life.

8.2.3.1 Sleep Accommodation

Sleep is a vital component of health and cognitive function, particularly in the demanding environment of space. Space habitats must provide sleeping accommodations that offer comfort, privacy, and environmental controls tailored to the crew's needs. In microgravity, traditional bedding is replaced by specialized sleeping bags or pods, which secure astronauts in a stable position to prevent drifting during sleep. For short-duration missions, simple sleeping arrangements may suffice, but extended missions require dedicated private sleeping quarters. These quarters are equipped with features such as adjustable lighting, soundproofing, and temperature controls to optimize sleep quality. Lighting systems, in particular, are designed to mimic natural light cycles, regulating circadian rhythms and reducing fatigue caused by disrupted day-night patterns (Gernhardt, 2019).

Proper ventilation in sleeping areas is critical to maintaining air quality and ensuring respiratory comfort. In microgravity, carbon dioxide exhaled by astronauts can accumulate around their faces, necessitating airflow systems that direct fresh air to the head and away from the body. Sleep accommodations must also address the unique physiological challenges of space, such as changes in body posture and fluid redistribution. Sleeping surfaces and restraints are engineered for stability while minimizing vibrations, promoting a restful experience even in the dynamic environment of a spacecraft.

Long-duration missions, such as those to Mars, may integrate additional conveniences into sleeping quarters. Modular designs allow sleeping areas to include hygiene facilities or compact storage, enhancing privacy and autonomy for crew members. These adaptable layouts can be customized for mission-specific needs, whether accommodating larger crews or supporting evolving operational requirements.

8.2.3.2 Health Monitoring and Support Systems

Health monitoring systems are fundamental to ensuring the safety and well-being of astronauts. Continuous monitoring of vital signs, physical activity, and sleep patterns is achieved through wearable technologies embedded in clothing or personal devices. These systems provide real-time data, enabling medical personnel on Earth or onboard to identify potential health issues early and implement timely interventions. Diagnostic tools integrated into the habitat's infrastructure allow for detailed health assessments, ranging from basic physiological measurements to advanced imaging capabilities.

For missions where immediate medical support is unavailable, telemedicine technologies and AI-assisted diagnostic tools are critical. These systems guide astronauts through medical procedures or provide remote consultation with experts on Earth. In addition to physical health, psychological health is a priority. The isolation and stress of space missions can contribute to mental health challenges, making it essential to monitor and address factors such as fatigue, mood disturbances, and interpersonal dynamics. Counseling tools, virtual reality (VR) applications for relaxation, and structured schedules that balance work and leisure are all employed to mitigate psychological strain.

8.2.3.3 Clothing

Clothing in space serves multiple purposes, from protection and comfort to supporting health and operational requirements. Garments are designed to adapt to the demands of microgravity, where changes in body posture and fluid distribution can affect fit and functionality. Space clothing must be lightweight and durable, utilizing advanced materials that are resistant to wear and microbial growth. These properties reduce the need for frequent washing and contribute to conserving limited resources such as water.

Temperature regulation is a critical consideration in garment design, as the space environment presents extreme thermal fluctuations. Fabrics are engineered to wick moisture, maintain body temperature, and provide UV protection. Modular clothing systems allow astronauts to adapt their attire to various activities, such as exercise, daily routines, or extravehicular operations. For example, exercise garments are tailored for flexibility and moisture management, while extravehicular suits incorporate robust protective layers against micrometeoroids and radiation.

Innovations in smart textiles are transforming the role of clothing in space habitats. Embedded sensors can monitor physiological data, such as heart rate and muscle activity, providing additional health metrics for the habitat's monitoring systems. Some materials are designed to react to environmental changes, adjusting insulation or ventilation based on the wearer's needs. These advancements enhance both the functionality and efficiency of space clothing, ensuring that it meets the evolving demands of long-duration missions.

8.2.3.4 Integration and Future Directions

As space exploration pushes the boundaries of duration and distance, the systems for sleep, health, and clothing must continue to evolve. Personalized solutions, such as customizable sleep environments and tailored garments, enhance the comfort and performance of individual crew members. Sustainability is another critical focus, with efforts to incorporate closed-loop systems that recycle water and materials, minimizing reliance on resupply missions. Future innovations will further integrate these elements, ensuring that astronauts are supported physically and mentally as

humanity ventures deeper into space. These advancements will play a vital role in enabling long-term human presence on the Moon, Mars, and beyond.

8.2.4 Operational Supplies and Maintenance

Operational supplies and maintenance systems in space habitats are critical for sustaining long-duration missions, ensuring that resources are efficiently managed and essential systems remain functional. These systems are designed to address the unique challenges of space environments, such as limited storage capacity, the difficulty of resupply, and the complexities of conducting repairs in microgravity. By integrating advanced technologies and innovative practices, operational supplies and maintenance processes help ensure mission success and crew safety.

8.2.4.1 Inventory and Supply Management

Managing supplies in space habitats requires precise planning and advanced tracking systems to prevent shortages and avoid overstocking. Automated inventory management tools are employed to monitor resource consumption and predict future needs. For instance, barcoded or RFID-tagged items can be tracked in real-time using inventory management software integrated with the habitat's central computer system. These systems monitor the usage rates of consumables, such as food, water, and medical supplies, while also identifying patterns to forecast demand. NASA's Advanced Inventory Management System (AIMS) on the ISS is a practical example, enabling the crew to track supply levels and streamline resupply planning (Grindle, 2010).

In-space manufacturing is an innovative approach that reduces dependency on resupply missions. Additive manufacturing technologies, such as 3D printing, allow astronauts to produce tools, replacement parts, and even medical devices on demand. For example, the Made In Space 3D printer aboard the ISS has been used to fabricate over 200 items, including wrenches, cable holders, and custom brackets. This capability eliminates the need to transport every potential spare part from Earth, saving valuable cargo space and allowing for rapid response to unforeseen needs.

Another example is bioprinting, an emerging technology with the potential to produce biological materials, such as tissue scaffolds or skin patches, for

medical applications in space. While still in experimental stages, these advancements could revolutionize the way astronauts manage supplies and handle emergencies during extended missions.

8.2.4.2 Maintenance and Repair Systems

Maintenance and repair systems in space habitats are essential for ensuring the reliability of critical life-support, power, and structural systems. Scheduled maintenance protocols are guided by data from integrated sensor networks, which continuously monitor the performance of equipment. These sensors detect wear and tear, temperature fluctuations, or anomalies, allowing for early identification of potential issues. For example, the ISS employs Health Monitoring Systems that track the status of its solar panels, cooling systems, and airlocks, enabling preventive maintenance before failures occur.

Modular designs and standardized components simplify the repair process by ensuring compatibility and reducing the complexity of tasks. Many ISS systems use interchangeable parts, such as filters for the air and water recycling units, which can be quickly swapped out during maintenance operations. The Portable Onboard Diagnostic Kit (PODK) provides astronauts with advanced diagnostic tools, including spectrometers and thermal imagers, to identify issues in electrical and mechanical systems.

Augmented reality (AR) technology is increasingly being explored to enhance maintenance capabilities. AR headsets, such as the Microsoft HoloLens, have been tested in space to provide step-by-step visual guides for complex repairs. These systems allow astronauts to access interactive manuals and even communicate with ground-based experts in real time, reducing errors and improving efficiency.

8.2.4.3 Waste Management Integration

Effective waste management systems are tightly integrated with operational supplies to enhance sustainability and optimize resource use. Closed-loop systems play a vital role in recycling waste into usable resources. For instance, organic waste can be processed into compost for bioregenerative food systems, supporting the cultivation of fresh produce. The European Space Agency's (ESA) MELiSSA project is a leading example of a system

that turns human waste into clean water and oxygen through microbial processing (Walker et al., 2017).

On the ISS, plastic waste is compacted and stored, but future missions may repurpose it for in-space manufacturing. NASA's Refabricator, a hybrid 3D printer and recycler, demonstrates the potential to convert plastic waste into usable filament for printing tools or components. This innovation reduces waste storage requirements and supports sustainable resource management.

For hazardous waste, containment and isolation protocols are critical to prevent contamination. Technologies like compactors and thermal processors sterilize and reduce the volume of waste, making it safer to handle and store. During deep-space missions, such as those to Mars, in situ recycling technologies will be essential for minimizing waste accumulation and ensuring the self-sufficiency of the habitat.

8.2.4.4 Future Directions

As space missions extend further into deep space, operational supplies and maintenance systems will need to evolve to meet the demands of more autonomous and sustainable operations. AI and machine learning are expected to play a significant role in future systems, enabling predictive maintenance and real-time decision-making. For instance, AI algorithms can analyze sensor data to predict failures, prioritize repairs, and optimize resource allocation.

The integration of smart materials and robotics is another promising direction. Autonomous robots equipped with advanced sensors and manipulators could perform routine maintenance tasks, such as inspecting structural integrity or replacing components, reducing the workload on astronauts. Examples include NASA's Astrobee robots, which currently assist with tasks like inventory checks and equipment monitoring on the ISS.

Advancements in manufacturing technology, such as high-efficiency 3D printers capable of working with metal alloys, will further enhance the ability to produce complex parts and structures on demand. These capabilities will be crucial for supporting long-duration missions, such as those to Mars or lunar outposts, where resupply missions may not be feasible.

Operational supplies and maintenance systems are indispensable for the sustainability and resilience of space habitats. By integrating advanced inventory management tools, additive manufacturing, modular designs, and waste recycling technologies, these systems enable efficient resource use and reliable operation. Real-world examples, such as 3D printing on the ISS and sensor-guided maintenance protocols, demonstrate how these innovations are transforming space exploration.

8.2.5 Work and Science Stations

The design and functionality of work and science stations in space habitats are essential to supporting both routine operations and advanced scientific research. These stations must balance ergonomics, modularity, and functionality to accommodate the wide variety of tasks astronauts perform in microgravity environments. From technical maintenance to experimental studies, workstations serve as the backbone of productivity within a habitat, enabling efficient workflows and adaptability for mission-specific requirements.

8.2.5.1 Ergonomic and Modular Design

Workstations in space habitats are meticulously designed to ensure comfort, efficiency, and safety for crew members operating in microgravity. Ergonomics play a vital role in reducing fatigue and enhancing precision during extended tasks. Adjustable work surfaces, restraints, and secure storage compartments are incorporated to stabilize equipment and allow astronauts to maintain consistent positioning. Modular designs, such as the use of International Standard Payload Racks (ISPRs), ensure that workstations can be easily reconfigured to suit a range of activities. For instance, an ISPR may serve as a platform for maintenance tasks one day and as a base for scientific experiments the next.

The adaptability of workstations is particularly evident in tools like the General Maintenance Workstation (GMWS) and In-Space Manufacturing Workstation (ISMW). These stations can be customized with deployable surfaces, integrated toolkits, and specialized mounting systems to support diverse tasks. Modular configurations also allow habitats to evolve with mission objectives, integrating new equipment or reassigning workstations to different roles as needs arise (Howe 2014).

8.2.5.2 Integration of Scientific Equipment

Scientific workstations within space habitats are designed to accommodate a wide range of experimental setups, reflecting the interdisciplinary nature of space research. Biology labs may include systems for studying plant growth or microbiology under controlled conditions, while materials science stations focus on the behavior of alloys, composites, and fluids in microgravity. Human research modules enable the study of physiological and psychological responses to long-duration spaceflight, contributing to improvements in astronaut health and performance.

A notable example is the Microgravity Science Glovebox (MSG) on the ISS, which allows astronauts to conduct experiments involving fluids, combustion, and material properties in a safe and contained environment. Similarly, future habitats may integrate cutting-edge technologies like lab-on-a-chip systems, enabling real-time analysis of biological samples with minimal resource consumption. Such systems highlight the role of scientific workstations in advancing knowledge across multiple fields while addressing the constraints of space exploration.

Advanced technologies enhance the functionality and efficiency of workstations, making them indispensable for both operational tasks and research. AR tools provide visual overlays and step-by-step instructions, assisting astronauts with complex procedures such as equipment repairs or experimental setups. These systems also facilitate remote collaboration with experts on Earth, ensuring access to specialized knowledge despite the challenges of communication delays.

Additive manufacturing technologies, such as 3D printers, are increasingly integrated into workstations, enabling the on-demand production of tools, parts, and experimental components. For example, the Made In Space 3D printer aboard the ISS has demonstrated the feasibility of producing custom tools, reducing reliance on resupply missions, and enhancing the resilience of space habitats. Future advancements in biofabrication and nanotechnology could further expand the capabilities of workstations, supporting applications ranging from regenerative medicine to advanced materials synthesis.

Work and science stations must also address the need for sustainability and scalability in space habitats. These work and science systems are

engineered to minimize resource consumption, and a modular approach facilitates the integration of closed-loop processes for recycling water, air, and waste, which are strategically located throughout the habitat. Modular components and standardized interfaces ensure that workstations can be easily upgraded or expanded to meet the demands of future missions, supporting larger crews or more ambitious scientific objectives.

The scalability of workstations is particularly important for missions to the Moon or Mars, where logistical constraints necessitate highly efficient use of available resources. By combining robust engineering with cutting-edge technologies, work and science stations contribute to the adaptability and self-sufficiency of space habitats, ensuring that astronauts can thrive in even the most challenging environments.

8.2.6 Teleoperations

Teleoperations are a critical aspect of space exploration and habitat operations, allowing astronauts and ground teams to remotely control robotic systems to perform tasks in environments where direct human interaction is unsafe, impractical, or impossible. These systems combine advanced robotics, user-friendly interfaces, and real-time feedback mechanisms to support a wide range of applications, including habitat maintenance, scientific research, and planetary exploration. By bridging human intelligence with robotic capability, teleoperations enable efficient and precise task execution in challenging extraterrestrial environments.

8.2.6.1 Remote Robotic Operations

Robotic systems operated through telecommands are essential for performing tasks in microgravity or on planetary surfaces. Examples of such tasks include the deployment of large structures like solar arrays, conducting external repairs, or handling hazardous materials. The Canadarm2, a robotic arm aboard the ISS, exemplifies the utility of teleoperations in managing external operations. Astronauts use the Canadarm2 to capture resupply spacecraft, maneuver equipment, and assist with EVAs. Its capability to function both as a direct tool and in semi-autonomous modes highlights the versatility of teleoperated systems.

Another example is the use of robotic systems on Mars missions. Rovers such as Perseverance and Curiosity are teleoperated by mission control on Earth to navigate challenging terrain, collect samples, and conduct scientific experiments. These rovers combine teleoperations with autonomous functions, allowing them to execute complex tasks despite communication delays. This balance of direct control and autonomy demonstrates the scalability of teleoperation systems for both near-Earth and deep-space missions.

8.2.6.2 Ground-Based Teleoperations

Ground-based teleoperations extend the reach of human capabilities by enabling Earth-based operators to control robotic systems in space. For instance, Earth-based teams control the Mars rovers, sending commands to perform tasks like drilling, sampling, or analyzing rocks. The delayed communication signals, due to the significant distance between Earth and Mars, require the rovers to operate semi-independently while executing preprogrammed instructions.

The upcoming Lunar Gateway program is expected to expand the role of ground-based teleoperations. Robotic systems managed from Earth will assist in constructing the Gateway, maintaining its infrastructure, and preparing it for visiting astronauts. These systems will also be instrumental in supporting operations on the lunar surface, such as deploying instruments and setting up power systems, reducing astronaut workload.

8.2.6.3 Integration with Habitat Systems

Within space habitats, teleoperation systems enhance operational flexibility by allowing astronauts to control robotic tools for various tasks, including inspection, repair, and logistics. Interfaces such as joysticks, control panels, and AR overlays simplify task execution by providing intuitive control mechanisms. AR headsets, for example, can overlay instructions or highlight key areas on a robotic arm's field of view, enabling astronauts to perform tasks like adjusting external panels or collecting experimental samples with precision.

Cameras and sensors integrated into robotic systems further enhance their utility. For example, robotic arms equipped with high-resolution cameras can inspect the habitat's external structure for signs of micrometeoroid

impacts or thermal damage. The crew can then analyze the data in real-time and coordinate repairs, minimizing potential risks to the habitat's integrity.

8.2.6.4 Advancements in Autonomy and Haptics

Teleoperation systems are rapidly evolving to incorporate greater autonomy and haptic feedback capabilities. Autonomous robots can perform repetitive or time-sensitive tasks without requiring constant supervision. For instance, teleoperated robotic rovers equipped with autonomous navigation systems can independently explore terrain, avoid obstacles, and collect data while operators focus on more critical mission objectives.

Haptic feedback technology enhances the interaction between operators and robotic systems by simulating the sensation of touch. This capability is particularly beneficial for tasks requiring fine motor skills, such as handling fragile scientific samples or repairing delicate equipment. For example, haptic-enabled controls could allow astronauts to “feel” the resistance of a bolt being tightened by a robotic arm, improving precision and reducing the risk of errors.

8.2.6.5 Applications for Planetary Exploration

Teleoperations are central to planetary exploration, where robotic systems often serve as the first step in preparing environments for human habitation. Teleoperated and autonomous rovers like Spirit and Opportunity have already demonstrated the ability to map terrain and conduct science on Mars. Future missions will expand on this capability with systems designed to harvest resources, such as lunar regolith for construction materials or water ice for life support and fuel production.

The European Space Agency's HERACLES (Human-Enhanced Robotic Architecture and Capability for Lunar Exploration and Science) mission exemplifies how teleoperations can support future lunar exploration. The mission plans to deploy teleoperated robotic systems to retrieve samples and scout locations for human landings, reducing risks and enhancing mission planning. Similarly, teleoperated excavators could be used to construct protective berms or clear debris, paving the way for more extensive human activity.

8.2.7 Exercise

Exercise systems in space habitats are integral to preserving astronaut health, combating the effects of microgravity, and maintaining physical fitness for mission-critical tasks. Without regular exercise, astronauts experience muscle atrophy, bone density loss, and cardiovascular deconditioning due to the absence of gravitational forces. These physiological changes can compromise performance during critical operations, particularly during planetary landings or surface activities. To address these challenges, space habitats are equipped with specialized exercise equipment, structured protocols, and innovations designed to make physical activity effective, engaging, and resource-efficient.

8.2.7.1 Advanced Exercise Equipment

Exercise equipment in microgravity must replicate the resistance and motion patterns of Earth-based physical activity while being compact, durable, and efficient. The Advanced Resistive Exercise Device (ARED) (Figure 8.1) on the ISS is a prime example, enabling astronauts to perform strength-training exercises such as squats, deadlifts, and bench presses. Unlike traditional weights, ARED uses vacuum cylinders to provide resistance, which mimics the mechanical loading experienced on Earth. This system targets major muscle groups and is critical for reducing bone density loss (Loehr et al., 2011).

In addition to strength training, cardiovascular health is supported by devices such as the T2 Treadmill and the Cycle Ergometer, which provide aerobic exercise. The treadmill incorporates a harness system to secure astronauts while running, simulating the forces of gravity on the lower body. Similarly, the Cycle Ergometer is compact and uses pedal resistance to maintain cardiovascular endurance.

To FGB
TVIS
1042

Figure 8.1 Advanced Resistive Exercise Device (ARED).

Source: NASA/Public Domain

Emerging technologies, such as flywheel-based resistance devices, are being developed to further optimize exercise in confined spaces. These devices are lightweight, require minimal maintenance, and offer adjustable resistance, making them ideal for long-duration missions.

8.2.7.2 Enhancing Motivation and Mental Engagement

Exercise routines in space are not just about physical health—they are also critical for mental well-being. The monotony of repetitive workouts can lead to reduced adherence, so innovative solutions have been introduced to make exercise more engaging. For instance, VR systems allow astronauts to exercise in simulated environments, such as running through forests or along mountain trails. This immersive technology not only alleviates boredom but also offers psychological relief by creating a sense of normalcy and connection to Earth.

Furthermore, some exercise devices integrate with habitat systems to enhance resource efficiency. For example, kinetic energy generated during workouts can be harnessed to power small systems or assist with water recycling, ensuring that physical activity contributes to the habitat's sustainability.

8.2.7.3 Environmental Integration

Exercise areas in space habitats are designed to maximize efficiency and support multifunctional use. These spaces often feature noise-dampening materials to reduce disruptions, lighting that mimics Earth's natural cycles, and interactive displays that provide feedback on performance. Placement near windows with views of Earth or celestial objects adds an additional psychological boost, offering astronauts a sense of connection to the external environment.

8.2.8 Airlocks

Airlocks are essential components of space habitats, serving as transitional chambers that allow astronauts to move between the pressurized interior of the habitat and the vacuum of space or planetary surfaces. These systems

are meticulously engineered to ensure safety, operational efficiency, and adaptability to diverse mission requirements.

Modern airlock designs often combine rigid structures with inflatable components to reduce launch mass and optimize functionality. Inflatable sections, such as those proposed for the Lunar Gateway, can be compactly stowed during transport and expanded in orbit, providing ample space for donning spacesuits or handling equipment. This hybrid approach ensures durability while maximizing usable space, which is especially valuable during missions requiring frequent EVAs.

A significant advancement in airlock design is the development of hybrid inflatable airlocks. These airlocks combine the benefits of traditional rigid structures with the versatility and space efficiency of inflatable systems. For example, the proposed design for NASA's lunar Gateway involves a hybrid airlock with both metallic and inflatable structural elements. This design provides an equipment lock for storage, logistics, and electronics, and an inflatable crew lock that expands only when needed, conserving valuable space and mass during launch. The inflatable component can be compacted for launch and later expanded in orbit, offering substantial savings in launch volume and providing the necessary space for EVAs with minimal impact on the launch configuration (Litteken et al., 2020).

These airlocks are also adaptable for cargo operations. Inflatable designs can temporarily expand to accommodate larger payloads, enabling the transfer of scientific instruments or construction materials. This flexibility supports a range of mission objectives, from orbital assembly to surface exploration.

On planetary surfaces, airlocks play a crucial role in preventing contamination from fine dust particles, which pose significant risks to both equipment and crew health. Suitport airlocks, which allow astronauts to enter and exit their spacesuits without bringing them inside the habitat, are a groundbreaking solution to this issue. By docking suits externally, these airlocks eliminate the need for lengthy depressurization cycles and significantly reduce the risk of dust infiltration. Dust mitigation is further supported by advanced filtration and ventilation systems within the airlock. These systems capture and isolate particulates, protecting the habitat's interior and extending the lifespan of critical equipment.

Airlocks are equipped with embedded sensors that continuously monitor pressure, temperature, and structural integrity. These monitoring systems provide real-time data to ensure safety during operations and enable early detection of damage from micrometeoroids or thermal stress. Additionally, advanced temperature regulation and anti-condensation technologies safeguard equipment stored within the airlock, ensuring that tools and suits remain operationally ready.

8.2.9 Windows

Windows in space habitats serve dual roles, providing critical operational functionality and offering psychological benefits for astronauts. The strategic placement and design of windows enhance safety, operational precision, and mental well-being, making them indispensable for long-duration missions. Windows are essential for external monitoring, allowing astronauts to visually inspect habitat systems, robotic operations, and approaching spacecraft. During EVAs or docking procedures, observation windows provide an additional layer of safety by offering direct visual feedback. These windows are particularly valuable for tasks requiring high precision, such as robotic arm maneuvers or habitat inspections. For example, the Cupola on the ISS, a seven-windowed observation module, has become an iconic feature due to its combination of operational and psychological benefits. It allows astronauts to oversee external activities, such as cargo vehicle docking, while also offering breathtaking views of Earth.

Windows in space habitats are made from advanced materials designed to withstand the harsh conditions of space. Transparent aluminum and multilayered composites are commonly used to provide impact resistance, radiation shielding, and thermal insulation. These materials ensure that windows remain structurally sound despite exposure to micrometeoroid impacts and cosmic radiation. NASA has established rigorous standards for the design and verification of windows in human spaceflight applications to ensure their safety and performance, as detailed in the NASA standard document STD-5018 (NASA, 2011). Additionally, smart window technologies have been developed to enhance functionality. Windows with adjustable opacity can block harmful solar radiation or regulate internal temperatures, improving the habitat's energy efficiency. Some designs

incorporate coatings that minimize thermal emissivity, reducing heat loss in cold environments.

Windows play a vital role in mitigating the psychological effects of isolation and confinement. Views of Earth, the Moon, or distant landscapes provide astronauts with a sense of orientation and emotional connection to the universe. Research has shown that such views reduce stress, improve mood, and enhance cognitive performance, contributing significantly to the crew's well-being. The placement of windows in communal areas, such as dining or recreation spaces, amplifies their positive effects by creating opportunities for social interaction. This strategic integration ensures that windows contribute not only to individual well-being but also to the overall morale of the crew.

8.2.10 Doors

Doors in space habitats are fundamental to maintaining safety, environmental control, and operational efficiency. Designed to function in the unique constraints of space, including microgravity, pressurized environments, and extreme conditions, doors play a critical role in ensuring the integrity of the habitat while facilitating seamless operations for astronauts.

One of the primary functions of doors in space habitats is to maintain pressure differentials between compartments and preserve environmental control. To achieve this, advanced sealing technologies are used, including interlocking frames and compression gaskets that ensure airtight closures. These mechanisms are vital for isolating specific sections of the habitat, such as airlocks, laboratories, or living quarters, to prevent pressure loss in case of a breach. The materials used in door construction, such as lightweight composites and insulated metals, offer durability and thermal resistance, safeguarding the habitat from temperature fluctuations and external radiation.

Space habitat doors are engineered with safety as a priority, featuring designs that enable rapid isolation of compromised sections during emergencies like fire, depressurization, or toxic gas leaks. Automatic closure systems, integrated with sensors, detect changes in pressure or temperature and respond by sealing off affected areas. Manual override

options are included to ensure operational functionality in the event of power loss, enabling astronauts to manage situations even under duress.

Some doors also incorporate monitoring systems that provide real-time data on structural integrity, mechanical stress, and operational status. This proactive approach allows for routine maintenance and enhances reliability, reducing the risk of system failure.

In microgravity, doors must be easy to operate and designed with accessibility in mind. Sliding doors are often preferred for their simplicity and efficiency, requiring minimal force to open and close. Ergonomic handles and locking mechanisms are tailored to be used by astronauts wearing gloves, such as those used in EVA suits, ensuring functionality across a range of scenarios.

To support usability, visual and tactile markers are incorporated into door designs, allowing astronauts to identify and operate them quickly, even in low visibility or high-stress conditions. These features are particularly valuable during emergencies, where quick and efficient action is critical.

On planetary surfaces, such as the Moon or Mars, doors serve as barriers against external contaminants like dust and regolith, which can damage equipment and pose health risks to astronauts. To mitigate these challenges, advanced dust filtration and cleaning systems are integrated into doorways. Air curtains, static charge-based dust repellents, and suitport airlocks, where astronauts can dock their suits externally without bringing them inside the habitat, are some of the solutions designed to prevent contamination. NASA has also demonstrated the Electrodynamic Dust Shield (EDS) technology in habitat doors to actively repel dust and minimize contamination risks (Calle et al., 2010).

These innovations not only protect the internal habitat but also enhance the efficiency of operations, allowing astronauts to transition between the habitat and external environments with minimal delay. Modern space habitat doors are designed to support modularity and adaptability, enabling them to meet diverse mission needs. For example, doors may serve as structural reinforcements when locked into place, improving the overall rigidity of the habitat. Some designs also incorporate utility lines, such as data cables or air ducts, to ensure seamless connectivity between compartments without compromising the door's functionality.

Additionally, doors are designed to be compatible with evolving mission requirements. For instance, habitats intended for long-duration missions may feature doors that can accommodate cargo transfers, crew ingress and egress, or even integration with external robotic systems. In the ISS, hatches between modules ensure environmental integrity while supporting crew mobility. Future missions, such as those planned for the Lunar Gateway, will incorporate hybrid designs that combine pressure sealing with contamination control to handle lunar dust and enable frequent docking. For Martian habitats, doors are being developed with enhanced insulation and advanced dust mitigation to address the planet's harsh environmental conditions.

8.3 THERMAL MANAGEMENT SYSTEMS

Thermal management systems are essential for maintaining stable internal environments within space habitats. These systems protect both astronauts and sensitive equipment from the extreme thermal variations experienced in space. A combination of passive and active methods ensures that the habitat remains within optimal temperature ranges, supporting crew comfort, operational efficiency, and system reliability.

8.3.1 Passive Thermal Control Methods

Passive thermal control systems are designed to regulate temperatures without significant energy use. These systems rely on the inherent properties of materials and architectural designs to manage heat transfer. Multilayer insulation (MLI), commonly used in spacecraft, is a prime example of passive control. It minimizes heat exchange by reflecting solar radiation and providing thermal resistance. Thermal blankets, reflective coatings, and specialized paints further enhance the habitat's insulation by deflecting heat and preventing overheating (Rismanchi et al., 2023).

A practical application of passive control is found in EVA spacesuits, which use layers of reflective and insulating materials to maintain astronaut body temperatures in the vacuum of space. This same principle is adapted for habitat walls to protect internal environments from external thermal extremes.

On planetary surfaces, regolith-based insulation provides an innovative solution. Compressed lunar or Martian soil can be used as a natural thermal barrier, reducing the need for Earth-supplied insulation materials. This approach leverages local resources to create effective, sustainable insulation.

8.3.2 Active Thermal Control Methods

Active thermal control systems address dynamic temperature changes by employing mechanical systems to add or remove heat. Components such as pumps, radiators, and heat exchangers actively manage the habitat's temperature. For example, heat exchangers transfer excess heat from the habitat to external radiators, dissipating it into space.

Phase change materials (PCMs) represent an advanced approach to active thermal management. PCMs absorb or release heat by changing their state—for instance, from solid to liquid—stabilizing the internal temperature during periods of fluctuating solar exposure (Rismanchi et al., 2023). These materials are especially useful in habitats that experience frequent transitions between sunlight and shadow.

Active thermal systems also include backup mechanisms, such as redundant heaters or secondary cooling loops, ensuring continued operation in case of primary system failures. This redundancy enhances system reliability and safeguards crew safety during extended missions.

The integration of passive and active systems is critical for efficient thermal management. Advanced simulations and predictive modeling tools are used to optimize the balance between these methods, ensuring minimal energy consumption and maximum thermal stability. By modeling potential scenarios, such as prolonged exposure to solar radiation or shadow, engineers can identify vulnerabilities and refine system designs before deployment.

Thermal management systems are also integrated into the overall habitat architecture. For instance, solar panel orientations and window placements are optimized to reduce unwanted heat gain, while reflective shades and external structures can deflect intense sunlight away from the habitat.

Thermal systems must account for individual comfort and operational needs. Adjustable heating and cooling zones within crew quarters allow astronauts to customize their environment, supporting both rest and productivity. Additionally, wearable cooling garments, similar to those used during EVAs, can be integrated into daily life for personal temperature regulation.

8.3.3 Passive and Active Thermal Control Methods

Thermal control methods are essential for maintaining a stable internal environment within space habitats, protecting both the crew and mission-critical systems from the extreme thermal conditions of space. With no atmosphere to mediate temperature fluctuations, habitats face challenges such as intense solar heating on one side and extreme cold on the other. A combination of passive and active thermal control systems ensures these variations are managed effectively and efficiently.

Passive Control Methods

Passive thermal control systems manage heat transfer without requiring energy-intensive components. These systems rely on advanced materials, coatings, and architectural designs to maintain a consistent internal environment.

Shown in Figure 8.2, MLI is a critical technology in passive thermal management, comprising multiple layers of reflective films such as aluminized Mylar or Kapton. These films are separated by thin spacers to minimize heat conduction. This design reflects solar radiation while reducing radiative heat loss, making MLI a ubiquitous choice for spacecraft, including the ISS and satellites. The thermal blankets covering the Hubble Space Telescope and James Webb Space Telescope are prime examples of MLI's effectiveness in maintaining optimal operating temperatures despite extreme external conditions.

Reflective Coatings and Thermal Blankets: External surfaces of habitats are often coated with reflective materials to deflect solar radiation. For instance, the thermal control coatings used on the ISS exterior help maintain the station's temperature within a manageable range. Similarly, thermal blankets are designed to shield equipment and critical components from overheating or freezing. These materials have been extensively tested

and validated in environments where solar radiation can cause rapid temperature spikes.

Regolith-Based Insulation for Planetary Habitats: In planetary environments, local resources like lunar regolith or Martian soil can be used as insulation material. For example, compressed regolith layers can serve as a natural thermal barrier, reducing the reliance on Earth-supplied insulation. This approach was highlighted in concepts for lunar habitats, where regolith shielding also doubles as radiation protection, leveraging ISRU to optimize habitat design (Akisheva & Gourinat, 2021).

Thermal Control through Habitat Orientation: Passive control can also involve habitat orientation strategies. Heat absorption can be reduced by positioning the habitat with minimal exposure to direct solar radiation. For example, the Apollo Lunar Modules were oriented to minimize overheating during lunar day operations.



Figure 8.2 Multilayer Insulation (MLI).

Source: ESA

Active Thermal Control Methods Active thermal control systems dynamically manage the internal temperature by utilizing mechanical and electrical components. These systems ensure precise control over thermal loads, making them indispensable for space habitats.

Heat Exchangers and Radiators: Active systems often include heat exchangers that transfer excess heat from internal systems to external radiators. Radiators then dissipate this heat into the cold vacuum of space. On the ISS, ammonia-filled radiators play a crucial role in shedding waste heat generated by onboard systems, ensuring that equipment and living spaces remain within safe temperature limits.

Phase Change Materials (PCMs): PCMs absorb heat as they transition from solid to liquid, stabilizing temperature during periods of peak solar exposure. These materials then release the stored heat when conditions cool, such as during orbital night. PCMs have been tested extensively in experimental satellites and are being considered for integration into future Mars and lunar habitats, where frequent temperature fluctuations require reliable buffering solutions.

Active Cooling Loops: Cooling loops circulate liquid coolants through systems, absorbing heat from high-temperature areas and transferring it to radiators. Glycol–water mixtures are commonly used as coolants, providing thermal stability and preventing freezing in low-temperature conditions. The ISS employs an intricate cooling loop system to regulate temperatures for both crew quarters and scientific equipment.

Redundant Systems for Reliability: Active systems include backup mechanisms to ensure reliability during long-duration missions. For example, habitats may feature dual cooling loops or secondary heaters to maintain operation if a primary system fails. This redundancy has been critical in missions such as Apollo 13, where backup thermal systems played a role in stabilizing the spacecraft under emergency conditions.

Thermal Control Units (TCUs): TCUs are programmable devices that adjust heating and cooling based on real-time needs. These units are particularly valuable for habitats with varying operational requirements, such as fluctuating crew activity levels or experiments generating significant heat loads.

The integration of passive and active systems is essential for efficient thermal management. For instance, habitats use passive elements like MLI to minimize heat transfer, while active systems such as heat exchangers handle dynamic fluctuations. By leveraging predictive modeling, engineers can optimize this balance. Simulations of lunar habitats, for example,

account for prolonged shadow periods and intense sunlight exposure, allowing systems to adapt to extreme thermal cycles.

In addition, architectural integration plays a key role. Features such as deployable sunshades can enhance passive cooling by reducing direct solar heating, while radiators are strategically placed to maximize heat dissipation without interfering with habitat operations.

Thermal control systems also prioritize the comfort and productivity of astronauts. Adjustable temperature zones within living quarters allow individuals to customize their environments, supporting restful sleep and efficient work. Wearable cooling garments, inspired by EVA suit technologies, offer localized temperature control during physically demanding tasks. These garments circulate coolant near the body, providing relief during exercise or high-heat activities.

8.3.4 Thermal Insulation Materials

Thermal insulation materials are critical to maintaining stable internal conditions within space habitats, protecting both astronauts and sensitive equipment from extreme temperature fluctuations. In the vacuum of space, where there is no atmosphere to mediate heat transfer, habitats are exposed to direct solar radiation and the freezing cold of shadowed regions. Insulation materials mitigate these effects by reducing heat gain or loss, allowing the habitat's active systems to maintain efficient thermal regulation. These materials must be lightweight, durable, and capable of functioning effectively under prolonged exposure to radiation and thermal cycling. Engineers design insulation systems to perform reliably in extreme conditions, ensuring the longevity and functionality of the habitat.

One of the most common insulation solutions in space is MLI, which has been used extensively on spacecraft like the ISS, Hubble Space Telescope, and interplanetary probes. MLI consists of alternating layers of reflective materials, such as aluminized Mylar or Kapton, separated by thin spacers that minimize heat conduction. Each layer reflects a portion of incoming thermal radiation, significantly reducing heat transfer without adding excessive weight. MLI is particularly effective in maintaining thermal stability in regions with constant thermal cycling, such as LEO, where the ISS experiences sunlight and shadow in 90-minute intervals. It is often

tailored for specific applications, such as wrapping around scientific instruments to maintain precise operational temperatures.

Aerogels, often referred to as “frozen smoke,” are another cutting-edge insulation material widely studied for space applications. Aerogels are composed primarily of air, with a lattice-like silica structure that provides superior thermal resistance while being exceptionally lightweight. NASA has tested aerogels on Mars rovers, such as Curiosity, to insulate against Mars' harsh cold, where surface temperatures can drop to −125°C at night. Their use in habitats could significantly reduce the need for Earth-supplied materials, offering a compact yet efficient insulation solution. For future missions, aerogels are being integrated into structural components like walls and floors to enhance both thermal control and load-bearing capabilities (Begag et al., 2011).

On planetary surfaces like the Moon and Mars, regolith-based insulation offers a sustainable approach to habitat design by utilizing local resources. Regolith, which is abundant on these celestial bodies, can be compressed into layers or incorporated into 3D-printed structures to provide natural insulation. This material not only protects against extreme temperatures but also serves as a radiation shield, making it a multifunctional asset for long-term missions. NASA's Artemis program has explored regolith's potential in developing semi-buried habitats that maximize insulation and structural integrity. Such innovations align with ISRU principles, reducing dependency on Earth-supplied insulation materials and enhancing mission sustainability.

8.4 POWER GENERATION AND DISTRIBUTION SYSTEMS

Power generation and distribution systems are fundamental to the operation and sustainability of space habitats, providing energy for life support, research, thermal management, and communication systems. These systems must function reliably in environments with limited resources, extreme conditions, and potential operational interruptions. Engineers design power systems to meet the unique challenges of space, including efficient energy generation, storage, and distribution under stringent mass and volume

constraints. Advanced technologies such as modular architectures, renewable energy solutions, and autonomous management systems are integral to achieving reliable and scalable power capabilities. Without effective power systems, long-duration missions to the Moon, Mars, and beyond would be impossible.

Distributed power systems are particularly valuable in space habitats, as they allow energy generation and storage components to operate independently while sharing excess power across the network. This modularity ensures redundancy, so critical systems can remain operational even if one module fails. For instance, the proposed Lunar Gateway will feature multiple power units, each capable of supporting its assigned module or payload independently. Such architectures improve flexibility, allowing habitats to scale their energy output to meet mission demands or accommodate expansion. This distributed approach also simplifies maintenance, as individual modules can be serviced or replaced without disrupting the entire power network (Chebbo et al., 2023).

Automated power management systems are essential for optimizing energy distribution, especially during fluctuating power demands or limited generation periods. These systems monitor power usage in real time, using predictive algorithms to allocate energy efficiently and prioritize critical functions such as life support and thermal regulation. For example, during lunar eclipses or periods of reduced solar output, automated systems can temporarily deactivate nonessential systems to conserve energy. These technologies are critical for missions involving limited human intervention, such as robotic outposts or autonomous planetary habitats. Their adaptability ensures that resources are used efficiently, reducing the risk of power shortages (Colozza et al., 2013).

Integrating power systems with habitat operations requires extensive planning and innovation to address environmental challenges and maximize efficiency. Solar panels, energy storage solutions, and backup power sources like nuclear reactors must work seamlessly to meet fluctuating energy demands. Engineers use advanced modeling and simulations to anticipate power needs, considering factors such as crew activity, scientific experiments, and external conditions. In addition, power systems are designed with robust redundancy to handle failures, ensuring uninterrupted operation for extended missions. As exploration ventures extend to more

distant and resource-scarce environments, the development of versatile and reliable power systems remains a top priority.

8.4.1 Solar Panels

Solar panels are the cornerstone of power generation for many space habitats, providing a renewable, reliable, and scalable energy source. These systems capture sunlight and convert it into electricity using photovoltaic (PV) cells, offering an efficient and sustainable solution for missions in regions with abundant sunlight. Advances in solar panel technology have significantly improved their efficiency, durability, and adaptability, making them a preferred choice for space missions ranging from orbital stations to planetary outposts. Solar panels are often tailored to the specific environmental conditions of their mission, ensuring optimal performance and longevity.

Modern solar panels employ multi-junction photovoltaic cells, which are designed to capture a broader spectrum of sunlight compared to traditional single-junction cells. Multi-junction cells achieve efficiencies exceeding 30% by layering materials with different bandgaps, each optimized to absorb specific wavelengths of light. These high-efficiency cells are currently used on the ISS, where they generate over 120 kilowatts of power to support the station's life support, research, and communication systems. For lunar missions, where sunlight cycles can last up to 14 Earth days, these advanced cells are being tested to maximize energy capture during the extended daylight period (Molfese et al., 2021).

Deployable solar arrays are another critical innovation in photovoltaic technology, designed to address the challenges of limited storage space during launch. Systems like the Roll-Out Solar Array (ROSA) in Figure 8.3 are compactly stowed during transportation and autonomously deploy to their full size once in orbit or on a planetary surface. ROSA technology was successfully demonstrated on the ISS, where it provided additional power without requiring significant structural modifications. For Martian habitats, deployable arrays offer the flexibility to expand energy generation capacity as needed, supporting growing infrastructure and operations.

AFRL
DSS

Figure 8.3 Roll-Out Solar Array (ROSA).

Source: Jack Fischer/NASA/Public Domain

Dust accumulation poses a significant challenge for solar panels deployed on planetary surfaces, particularly on the Moon and Mars. Fine regolith particles can obstruct sunlight and reduce energy output, necessitating innovative dust mitigation technologies. Electrostatic cleaning systems, which generate electric fields to repel or dislodge dust, have been tested successfully on Mars rovers like Perseverance. Similarly, vibration-based cleaning mechanisms and self-cleaning coatings are being explored to ensure consistent performance in dusty environments. These advancements are critical for sustaining energy production in harsh planetary conditions.

8.4.2 Energy Storage Solutions

Energy storage solutions are critical for ensuring continuous power availability in space habitats, particularly during periods when primary energy sources like solar panels cannot generate sufficient power. These systems must be reliable, scalable, and capable of maintaining high performance in the extreme conditions of space. Advanced storage technologies are tailored to meet the specific challenges of orbital stations, lunar habitats, and Martian outposts, where energy demands vary and environmental constraints can disrupt power generation.

8.4.2.1 Lithium-Ion Batteries

Lithium-ion batteries are the current standard for energy storage in space applications due to their high energy density, rechargeability, and proven reliability under space conditions. These batteries are extensively used aboard the ISS, where they store energy generated by solar panels during daylight and release it during orbital night. Recent upgrades to the ISS battery system have significantly increased its capacity, replacing older nickel-hydrogen batteries with advanced lithium-ion models. These upgrades provide longer operational lifespans and improved energy efficiency, ensuring stable power delivery for critical systems (Schwanbeck & Dalton, 2019).

The versatility of lithium-ion batteries extends to planetary missions, where they are integrated into rovers and landers to store solar energy for

nighttime operations. For example, NASA's Mars rovers, such as Curiosity and Perseverance, use lithium-ion batteries to power scientific instruments and mobility systems during the cold Martian nights. These batteries have been extensively tested for thermal resilience and operational reliability, demonstrating their suitability for long-duration missions (Schwanbeck & Dalton, 2019).

8.4.2.2 Solid-State Batteries

Solid-state batteries represent the next generation of energy storage technology, offering higher energy density and improved safety compared to traditional lithium-ion systems. Unlike lithium-ion batteries, which use liquid electrolytes, solid-state batteries use solid electrolytes, eliminating the risk of leakage or combustion. These properties make solid-state batteries particularly appealing for space habitats, where safety and reliability are paramount.

Research into solid-state battery technology is advancing rapidly, with prototypes being tested for use in both orbital and planetary environments. These batteries are expected to provide longer lifespans and greater resistance to the extreme temperatures encountered in space. For example, proposed designs for lunar habitats incorporate solid-state batteries to store energy during the long lunar night, reducing dependency on external resupply missions (Mercer et al., 2013).

8.4.2.3 Regenerative Fuel Cells

Regenerative fuel cells offer a sustainable energy storage solution by converting chemical energy into electricity and vice versa. These systems store excess energy as hydrogen and oxygen, which can then be recombined to generate electricity when needed. Regenerative fuel cells were first demonstrated during the Apollo program and are now being re-engineered for modern applications in lunar and Martian habitats.

In future habitats, regenerative fuel cells could complement solar panels by storing surplus energy during daylight and providing continuous power during eclipses or planetary nights. Their ability to function as both energy storage and generation systems makes them a versatile option for long-duration missions, where adaptability and sustainability are critical (Pu et al., 2021).

8.4.3 Nuclear Power Systems

Nuclear power systems are indispensable for habitats operating in environments where solar power is insufficient or unreliable, such as the Moon's polar regions or during Martian winters. These systems provide consistent, high-output energy, enabling long-term operations in remote and resource-scarce locations. Compact, scalable, and highly efficient, nuclear power systems are a cornerstone of sustainable exploration efforts on the Moon, Mars, and beyond.

Fission surface power systems, such as NASA's Kilopower project, represent a significant advancement in nuclear energy for space applications. Kilopower reactors use a small uranium core to generate heat, which is then converted into electricity through Stirling engines. These systems can produce up to 10 kilowatts of continuous power, enough to sustain a small habitat or support resource extraction activities.

During ground tests, Kilopower reactors demonstrated their ability to operate autonomously, adapt to variable power demands, and maintain safe operation under simulated space conditions. Their compact design makes them ideal for deployment in lunar and Martian habitats, where reliable power is essential for life support, thermal management, and scientific operations (Mason, 2018).

Safety is a critical consideration in the design and deployment of nuclear power systems. Modern reactors are equipped with extensive radiation shielding to protect astronauts and habitat systems from harmful emissions. Passive cooling mechanisms ensure that reactors remain stable even in the event of a system failure, minimizing risks. Redundant shutdown systems provide an additional layer of safety, allowing the reactor to be deactivated quickly if necessary.

These safety features were validated during tests of Kilopower prototypes, which included fault-tolerant designs and shielding materials optimized for space environments. By addressing safety concerns proactively, engineers ensure that nuclear systems can operate reliably and securely in both orbital and planetary settings.

The versatility of nuclear power systems extends to supporting autonomous operations and ISRU activities. For example, nuclear reactors could power

robotic mining equipment to extract water ice from the Moon's polar regions or Martian subsurface. The extracted water could then be electrolyzed into hydrogen and oxygen, providing both life-support resources and fuel for future missions.

Proposed Martian habitats incorporate nuclear reactors as their primary power source, capable of supporting large-scale operations such as agriculture, manufacturing, and scientific research. These reactors would enable habitats to function independently of resupply missions, paving the way for self-sustaining colonies on distant worlds.

8.5 ENVIRONMENTAL CONTROL AND LIFE SUPPORT SYSTEMS

Environmental Control and Life Support Systems (ECLSS) are the backbone of space habitats, creating and maintaining conditions necessary for human survival and operational efficiency. These systems encompass a wide array of interconnected subsystems, including air revitalization, water recycling, waste management, and food production, all of which work together to sustain life in isolated and resource-constrained environments. The design and implementation of ECLSS must ensure reliability, minimal resource consumption, and seamless integration with habitat architecture. These systems are not only vital for maintaining the health and safety of astronauts but also play a pivotal role in enabling long-duration missions to the Moon, Mars, and beyond. Advances in automation and closed-loop technologies are paving the way for more sustainable and self-sufficient life support systems (Wieland, 2005).

The integration of ECLSS with habitat design ensures that all environmental factors are monitored and controlled effectively, maintaining a balance between human needs and technical constraints. Air quality, water availability, and waste processing are continuously managed, leveraging sensors and automated controls to optimize resource use. These systems must operate autonomously in the event of communication delays, especially during deep-space missions where rapid external intervention is not feasible. A key consideration in ECLSS development is modularity, enabling maintenance and upgrades without compromising overall

functionality. This adaptability ensures that habitats can evolve to meet the demands of increasingly complex missions.

ECLSS systems must also address psychological and social needs, creating an environment that fosters well-being and productivity. Air and water quality directly influence physical health, while lighting, temperature control, and noise management contribute to mental health. Integrating systems that monitor and adjust environmental factors based on crew feedback can enhance habitability and reduce stress. The incorporation of natural elements, such as plant-based air revitalization systems, has shown promise in improving crew morale while contributing to resource recycling. These multifaceted systems underscore the importance of designing for both survival and quality of life (Metcalf et al., 2011).

Sustainability is a central focus of modern ECLSS development, with closed-loop systems being the ultimate goal. Closed-loop life support systems recycle air, water, and waste to minimize reliance on Earth-based resupply. This approach not only reduces mission costs but also increases resilience against unforeseen challenges, such as delayed resupply missions. Advanced life support systems leverage bioregenerative technologies, integrating biological processes with mechanical systems to create efficient and adaptable solutions. These advancements represent a shift from resource consumption to resource regeneration, enabling long-term human presence in space.

The development of ECLSS also involves rigorous testing and validation to ensure safety and reliability under extreme conditions. Ground-based simulations, such as NASA's HI-SEAS (Hawai'i Space Exploration Analog and Simulation) and ESA's MELiSSA projects, provide valuable insights into system performance and crew interactions. These experiments have informed the design of systems currently in use aboard the ISS and are shaping future habitats for lunar and Martian missions. As ECLSS technologies continue to evolve, they will serve as a foundation for sustainable and autonomous living in extraterrestrial environments.

8.5.1 Air Revitalization

Air revitalization systems maintain breathable air by regulating oxygen levels, removing carbon dioxide, and filtering contaminants, ensuring that

the atmospheric composition within space habitats supports human health. These systems are indispensable for maintaining life in sealed environments where natural air exchange is impossible. Air revitalization is achieved through a combination of mechanical, chemical, and biological processes, each designed to operate reliably under the constraints of space. The development of advanced air revitalization systems focuses on maximizing efficiency, minimizing resource use, and ensuring compatibility with habitat operations. Integrating these systems into a closed-loop framework further enhances sustainability by recycling atmospheric components.

Oxygen generation is a primary function of air revitalization systems, typically achieved through water electrolysis. The ISS Oxygen Generation Assembly (OGA) exemplifies this technology, using electricity to split water molecules into oxygen and hydrogen. The oxygen is released into the cabin, while the hydrogen is vented into space or used in fuel cells. Emerging technologies, such as solid oxide electrolyzers, offer improved efficiency and durability, making them ideal for long-duration missions. These systems can be integrated with water recycling and energy systems, creating synergies that reduce resource consumption and operational complexity.

Carbon dioxide removal is equally critical, as elevated CO_2 levels can impair cognitive function and pose health risks. The Carbon Dioxide Removal Assembly (CDRA) aboard the ISS uses adsorption technology to capture CO_2 from the cabin air, releasing it into space during regeneration cycles. Future systems aim to convert captured CO_2 into useful byproducts, such as methane or oxygen, through processes like Sabatier reactions. These innovations not only enhance air revitalization efficiency but also contribute to resource recycling and waste minimization.

Contaminant filtration ensures air quality by removing particulates, microbes, and trace gases that can accumulate in confined habitats. High-efficiency particulate air (HEPA) filters, activated carbon beds, and catalytic oxidizers are commonly used to eliminate harmful substances, protecting both crew health and sensitive equipment. Advanced filtration systems are being developed to handle the unique challenges of planetary habitats, where dust and airborne contaminants may differ significantly from those in microgravity environments. These systems must be robust, low-

maintenance, and capable of operating autonomously to ensure reliability during extended missions.

Biological air revitalization systems represent a promising frontier, integrating plants and microorganisms to naturally recycle air. Algae-based oxygen generation and plant growth chambers can supplement mechanical systems, providing both functional and psychological benefits. These systems mimic Earth's ecosystems, creating a more sustainable and resilient habitat environment. Research into bioregenerative life support systems, such as ESA's MELiSSA project, continues to advance our understanding of how biological processes can enhance air revitalization efficiency (Walker et al., 2017).

8.5.2 Water Recycling

Water recycling systems are essential for sustaining life in space habitats, where water resupply is limited and costly. These systems recover and purify water from various sources, including condensation, urine, and sweat, ensuring a continuous supply for drinking, hygiene, and other needs. Advanced water recycling technologies focus on maximizing recovery rates, minimizing energy consumption, and maintaining high-quality output. Integrating these systems with other life support functions further enhances efficiency, enabling sustainable and autonomous operations in resource-scarce environments.

The ISS Water Recovery System (WRS) serves as a benchmark for current water recycling technologies, achieving recovery rates exceeding 90%. The system combines multi-filtration beds, chemical treatments, and distillation units to process wastewater into potable water. This water is then monitored using sensors and laboratory analysis to ensure compliance with safety standards. Lessons learned from the WRS help design next-generation systems for lunar and Martian habitats, where environmental conditions and resource availability differ significantly from those in LEO (Pickett et al., 2020).

Forward osmosis and nanofiltration technologies are being developed to improve the efficiency and scalability of water recycling systems. These processes use semipermeable membranes to separate contaminants from water, reducing the energy required for purification. Forward osmosis is

particularly suited for space applications, as it operates under low pressure and can be integrated into compact and lightweight systems. Nanofiltration further enhances water quality by removing dissolved salts and other microscopic impurities, ensuring that recycled water meets the stringent requirements of space missions.

In situ resource utilization (ISRU) offers an additional avenue for water recovery on planetary surfaces, enabling habitats to extract water from local resources. Lunar regolith, for example, contains small amounts of water ice that can be mined and processed using thermal or chemical methods. Martian habitats could leverage subsurface ice deposits or atmospheric water vapor to supplement recycling systems, reducing reliance on Earth-based resupply. These approaches not only enhance water availability but also contribute to the overall sustainability of space exploration.

Long-term reliability is a key consideration for water recycling systems, as failures could have catastrophic consequences for crew survival. Redundancy, modularity, and ease of maintenance are therefore prioritized in system design. Advanced sensors and automation enable real-time monitoring and control, allowing crews to quickly identify and address potential issues. By integrating water recycling with other life support systems, such as oxygen generation and food production, habitats can achieve greater resource efficiency and resilience.

8.5.3 Waste Management

Waste management systems are critical for maintaining hygiene, safety, and resource efficiency in space habitats. These systems must handle various types of waste, including solid, liquid, and hazardous materials while minimizing contamination risks and resource loss. Effective waste management ensures that habitats remain clean, functional, and environmentally controlled, even during long-duration missions. Integrating waste processing into a closed-loop system can further enhance sustainability by recovering usable resources from waste streams. Advanced technologies are continuously being developed to address the unique challenges of waste management in space, such as microgravity, limited storage, and planetary environments.

Solid waste is often managed through compaction and sterilization processes, reducing its volume and eliminating microbial risks. Devices like the HMC as shown in Figure 8.4, tested aboard the ISS, compress waste into sterile, dense blocks that are easier to store or dispose of. These blocks can also be repurposed, for example, as radiation shielding when strategically placed within the habitat. Such innovations minimize waste storage requirements and contribute to overall habitat functionality. Future systems may incorporate additional processing steps to extract water or other useful compounds from waste, further enhancing resource recovery (Borrego et al., 2023).

Figure 8.4 Heat Melt Compactor (HMC).

Source: Ames Research Center/Dominic Hart/NASA/Public Domian

Liquid waste, such as urine, is processed using advanced filtration and distillation technologies to recover water. The ISS Urine Processor Assembly (UPA) is a prime example, capable of extracting potable water from urine with recovery rates exceeding 75%. This reclaimed water is then purified further through the WRS, ensuring it meets safety standards for reuse. Emerging systems aim to improve recovery rates and energy efficiency, leveraging forward osmosis and bio-reactors to process liquid waste with minimal environmental impact (Vercellino et al., 2011). These technologies are essential for long-term missions where water resupply is limited or unavailable.

Hazardous waste, including medical and chemical waste, requires specialized handling to prevent contamination and ensure crew safety. Dedicated containment systems are used to isolate hazardous materials, which can then be sterilized, neutralized, or stored securely until disposal. For planetary missions, hazardous waste management must account for additional risks, such as dust contamination and environmental compatibility. Technologies like plasma arc incinerators are being explored for their ability to safely and efficiently neutralize hazardous waste while recovering energy or other byproducts.

Bioregenerative waste management systems offer a promising avenue for integrating waste processing into closed-loop life support. These systems use microorganisms to break down organic waste, converting it into water, nutrients, and other useful products. ESA's MELiSSA project has demonstrated the potential of microbial reactors to process human waste and generate resources for food production. By leveraging biological processes, bioregenerative systems reduce the need for mechanical interventions, enhancing sustainability and adaptability.

Future waste management systems are expected to incorporate automation, modularity, and ISRU principles. Autonomous sorting and processing systems can reduce crew workload, ensuring efficient and consistent operation. Modular designs enable easy maintenance and scalability, allowing habitats to adapt to changing needs. On planetary surfaces, ISRU technologies could integrate waste processing with resource extraction,

creating a comprehensive approach to habitat sustainability. These innovations represent the next frontier in waste management, ensuring that habitats remain functional, resource-efficient, and safe.

8.5.4 Advanced Life Support and Closed Loop

Advanced life support systems aim to create a self-sustaining environment by recycling air, water, and nutrients, minimizing reliance on Earth-based resupply. Closed-loop systems integrate biological, chemical, and mechanical processes to continuously regenerate essential resources, enabling long-term human habitation in space. These systems are critical for missions to the Moon, Mars, and beyond, where logistical challenges and resource scarcity demand efficient and autonomous solutions. Advanced life support systems represent the culmination of decades of research and innovation, combining proven technologies with cutting-edge advancements in automation and bioregeneration.

Air revitalization plays a central role in closed-loop life support, ensuring that oxygen levels are maintained while carbon dioxide is removed and recycled. Systems like the ISS OGA and CDRA provide the foundation for these processes. Future habitats may integrate Sabatier reactors to convert CO_2 into methane and oxygen, enhancing resource recovery. Bioregenerative systems, such as algae-based oxygen generation, offer additional benefits by reducing dependency on consumables and providing a natural, adaptable solution. These systems mimic Earth's ecosystems, creating a more sustainable and resilient habitat environment.

Water recycling is another cornerstone of closed-loop life support, enabling near-complete recovery of water from various waste streams. Technologies like the ISS WRS serve as a benchmark, achieving over 90% recovery rates. Advanced systems are exploring forward osmosis, nanofiltration, and bio-reactors to enhance efficiency and scalability further. By integrating water recycling with other life support processes, such as food production and waste management, habitats can achieve greater resource efficiency and resilience. ISRU applications, such as extracting water from Martian ice or lunar regolith, could complement closed-loop systems, ensuring a robust and adaptable water supply (Pickett et al., 2020).

Nutrient recycling is critical for supporting food production in closed-loop systems, particularly during long-duration missions. Bioregenerative systems use microorganisms to process organic waste, converting it into nutrients that can be used to grow crops. ESA's MELiSSA project has demonstrated the feasibility of using microbial reactors to recycle human waste into plant nutrients, creating a self-sustaining food production cycle. Hydroponic and aeroponic systems enhance the efficiency of this process, enabling habitats to cultivate fresh produce with minimal water and nutrient use. These advancements not only improve sustainability but also enhance crew health and morale by providing a diverse and nutritious diet.

Automation and AI are transforming the capabilities of closed-loop life support systems, enabling dynamic and autonomous operations. AI-driven monitoring and control systems can optimize resource allocation, detect anomalies, and predict future needs, reducing crew workload and enhancing system reliability. Modular designs allow for scalability and adaptability, ensuring that habitats can evolve to meet changing mission requirements. As these systems continue to advance, they will enable the establishment of self-sufficient habitats that support sustainable and long-term human presence in space.

8.5.5 Food Production

Food production systems in space habitats address both the physiological and psychological needs of astronauts, providing nutrition while fostering a sense of connection to Earth. These systems are essential for long-duration missions, where reliance on prepackaged food alone may be unsustainable. Advances in bioregenerative agriculture, hydroponics, and 3D food printing are enabling habitats to produce fresh, diverse, and customizable meals, enhancing both sustainability and crew well-being. Food production systems must be efficient, adaptable, and integrated with other life support processes to optimize resource use.

Hydroponics and aeroponics are key technologies for cultivating crops in space, offering efficient and soil-free methods of plant growth. These systems use nutrient-rich water or mist to deliver essential nutrients to plants, minimizing water use and eliminating the need for soil. The ISS Veggie experiment has successfully grown crops like lettuce and mustard greens, demonstrating the feasibility of space farming. Future systems aim

to expand crop diversity, incorporating calorie-dense staples like wheat, potatoes, and legumes to support long-duration missions. Modular growth chambers and automated control systems ensure scalability and adaptability, enabling habitats to meet changing nutritional needs (Zabel et al., 2016).

Bioregenerative systems integrate food production with waste management and water recycling, creating a closed-loop ecosystem that enhances sustainability. Microbial reactors process organic waste into nutrients, which are then used to grow crops. Algae-based systems offer additional benefits, providing both food and oxygen while requiring minimal resources. These integrated systems represent a shift toward self-sustaining habitats, reducing dependency on Earth-based resupply and increasing resilience against unforeseen challenges. ESA's MELiSSA project and NASA's Lunar Greenhouse initiative are leading efforts to develop these systems for future habitats (Giacomelli et al., 2012).

3D food printing offers a novel approach to customizing meals for individual crew members, addressing both dietary needs and personal preferences. By using rehydrated powders, nutrient pastes, and other preprocessed ingredients, 3D printers can create diverse and visually appealing meals. This technology also allows for the incorporation of bioengineered ingredients, such as lab-grown meat, expanding the variety of foods available. Future systems may integrate 3D printing with bioregenerative agriculture, enabling the production of fresh and customizable meals in space habitats (Caraccio et al., 2014).

Psychological benefits are a crucial consideration in food production systems, as fresh food provides comfort and a sense of normalcy for astronauts. Gardening activities, such as tending to hydroponic crops, have been shown to improve mood and reduce stress, contributing to overall crew morale. By incorporating elements of Earth-like environments into habitat design, food production systems enhance the livability and success of long-duration missions. These systems represent a critical component of sustainable exploration, supporting human health and well-being as humanity ventures deeper into space.

8.6 VOLUME REQUIREMENTS AND LAYOUT PLANNING

The design of space habitats requires meticulous volume planning and layout optimization to balance operational efficiency, comfort, and adaptability. In confined environments, where every cubic meter is a valuable asset, strategic use of space ensures that all critical systems function seamlessly while also meeting the astronauts' personal and social needs. Volume planning involves integrating essential systems like life support, storage, and workstations with living areas, recreation zones, and safety features. Modular and adaptable layouts ensure that habitats can accommodate evolving mission demands and diverse crew activities. These considerations are particularly crucial for long-duration missions to the Moon, Mars, or beyond (Whitmire et al., 2014).

In designing for limited space, habitats rely heavily on modularity and multifunctionality. Modular systems allow for the reconfiguration of internal layouts to adapt to different mission phases or crew sizes. For example, a communal area used for dining during one part of the day might be repurposed as a meeting space or exercise zone at other times. This adaptability ensures that the habitat remains functional and efficient, even as operational needs evolve. The use of collapsible or stowable furniture further enhances spatial flexibility, allowing astronauts to clear space for activities like maintenance or scientific experiments.

The integration of compact storage solutions is another cornerstone of efficient volume planning. Storage systems must accommodate tools, personal belongings, consumables, and scientific equipment without cluttering living or working spaces. Lockable compartments, sliding panels, and modular storage units are commonly used to organize items while keeping them easily accessible. Automated storage and retrieval systems are being explored for future habitats, reducing the time astronauts spend searching for supplies and improving overall workflow. These systems also incorporate inventory management software, enabling real-time tracking of stored items and predicting resupply needs.

Effective circulation pathways are critical to ensuring safe and efficient movement within the habitat. In microgravity environments, pathways

include handrails, footholds, and anchor points to assist astronauts in navigating between compartments. In planetary habitats, where partial gravity introduces different movement dynamics, pathways are designed to accommodate walking while minimizing obstructions. Pathways also function as evacuation routes during emergencies, requiring clear markings and direct access to airlocks or safe zones. The careful design of circulation pathways enhances operational safety and minimizes disruptions in daily activities.

Volume planning also incorporates considerations for scalability and future expansion. Habitats like the Lunar Gateway are designed with modular segments that can be added or upgraded over time, enabling the structure to grow as mission requirements evolve. This approach supports both short-term and long-term objectives, providing flexibility for missions ranging from initial exploration to permanent settlement. By ensuring that volume and layout planning align with mission goals, engineers create habitats that are not only efficient and adaptable but also capable of sustaining human presence in space for extended durations.

Spatial efficiency in space habitats involves the strategic use of available volume to accommodate essential systems, living spaces, and operational zones while ensuring that the habitat remains functional, safe, and comfortable. In the resource-constrained environments of space, efficient volume utilization is not just a matter of convenience but a necessity for mission success. Habitats must balance technical requirements, such as housing life support systems and scientific equipment, with the psychological and social needs of the crew. NASA standards for habitable volume provide a framework for ensuring that space habitats are designed to support long-duration missions while optimizing the use of limited space.

8.6.1 NASA Standards for Habitable Volume

NASA has established minimum standards for habitable volume to ensure that astronauts have adequate space for living, working, and recreation. According to NASA's Human Integration Design Handbook (HIDH), the baseline recommendation for habitable volume is 2.3 cubic meters per crew member for short-duration missions and 25 cubic meters per crew member for long-duration missions. These guidelines are designed to prevent overcrowding, support operational efficiency, and minimize the

psychological stress associated with confined spaces. These standards account for both personal and shared spaces, emphasizing the importance of providing areas for privacy and social interaction (NASA, 2014).

For modular habitats, such as the Lunar Gateway, NASA's standards are applied dynamically, with additional modules added to increase habitable volume as mission demands grow. For example, the Gateway's initial configuration will provide approximately 70 cubic meters of habitable volume, which can expand by adding new modules. This modular approach ensures that the habitat remains scalable, supporting missions of varying durations and crew sizes while adhering to NASA's volume requirements.

8.6.2 Multifunctional Spaces

To meet spatial efficiency requirements while adhering to NASA standards, habitats often incorporate multifunctional spaces that serve multiple purposes. For instance, a single compartment may function as a dining area during meal times, a meeting room during operational briefings, and a recreational zone during downtime. The use of foldable furniture, retractable screens, and modular fixtures enables these transitions, ensuring that the habitat optimally uses limited space. This approach reduces the need for dedicated areas for each activity, freeing up volume for critical systems and storage.

For example, on the ISS, the galley area doubles as a social hub, with astronauts frequently using it for team discussions and recreational activities. Future designs for Martian habitats are expected to incorporate similar multifunctional spaces, leveraging lightweight and adjustable furniture to maximize usability. Such innovations align with NASA's standards by ensuring that shared spaces contribute to overall mission efficiency while providing adequate volume for diverse activities (Simon and Toups, 2014).

8.6.3 Compact Storage Systems

Efficient storage solutions are integral to optimizing spatial efficiency in space habitats. NASA standards emphasize the need for organized, easily accessible storage systems that minimize clutter and maximize available volume. Lockable compartments, modular shelving, and under-floor storage

are common strategies used to accommodate tools, consumables, and personal items. Each storage unit is designed with microgravity or partial gravity in mind, ensuring that items remain secure during habitat operations.

Advanced storage technologies, such as robotic retrieval systems, are being developed to enhance efficiency further. These systems allow astronauts to access stored items quickly, reducing the time spent searching for tools or supplies. For example, automated inventory management systems used aboard the ISS provide real-time tracking of stored items, alerting the crew when resupply is needed. Future habitats are expected to incorporate these technologies, aligning with NASA's emphasis on automation and operational efficiency (Rucker et al., 2018).

8.6.4 Circulation Pathways

NASA's guidelines also address the design of circulation pathways, ensuring that crew members can move safely and efficiently between compartments. Pathways must remain unobstructed, with clear markings and lighting to guide navigation. In microgravity environments, pathways include handrails and footholds to assist astronauts in moving between sections. In habitats with partial gravity, such as those on the Moon or Mars, pathways must account for walking dynamics, ensuring that floors are stable and free of tripping hazards.

Circulation pathways also serve as emergency evacuation routes, requiring direct access to airlocks or safe zones. NASA standards specify that pathways must allow rapid movement in case of emergencies, such as fire or depressurization. These routes are strategically placed to minimize travel distances, ensuring that crew members can respond quickly to critical situations. By integrating circulation pathways into the overall layout, habitats achieve both spatial efficiency and enhanced safety.

8.6.5 Modular and Scalable Design

Modular design is a key strategy for achieving spatial efficiency while adhering to NASA's standards for habitable volume. Modular habitats consist of interconnected compartments that can be added, removed, or reconfigured as needed. This approach allows habitats to scale their volume

based on mission requirements, supporting both short-term and long-term objectives. For example, the Lunar Gateway's modular design enables the addition of new scientific or logistical modules, expanding its capabilities without compromising existing systems (Rucker et al., 2018).

Modular designs also enhance adaptability, allowing habitats to evolve as mission demands change. For instance, a module initially used for cargo storage may later be converted into a living space or laboratory, depending on crew needs. This flexibility ensures that habitats remain efficient and functional, even as mission parameters shift. By aligning with NASA's modularity principles, these designs create resilient and adaptable environments that support human exploration.

Examples of Spatial Efficiency in Practice

International Space Station (ISS):

The ISS exemplifies spatial efficiency, with its interconnected modules designed to maximize functionality within limited volume. Each module serves multiple purposes, such as housing life support systems, scientific equipment, and living quarters. The Harmony module, for example, functions as a central connecting node, facilitating access to other modules while housing critical systems and storage. The ISS's modular design allows adding new compartments, such as the Tranquility module, which expanded the station's habitable volume and added life support capabilities.

Lunar Gateway:

The Lunar Gateway incorporates NASA's volume standards and modular principles, providing approximately 70 cubic meters of habitable volume in its initial configuration. Its scalable design supports future expansion, enabling the addition of laboratory and habitation modules as mission objectives grow. The Gateway's internal layout emphasizes multifunctional spaces, such as shared areas for dining, recreation, and scientific collaboration, aligning with spatial efficiency goals.

Mars Habitat Concepts:

Proposed Martian habitats integrate compact and modular designs to maximize spatial efficiency while meeting NASA's standards for habitable volume. These habitats incorporate multifunctional living quarters, robotic storage systems, and adaptable workstations, ensuring that every cubic

meter serves a purpose. The incorporation of ISRU further enhances efficiency by reducing the need for Earth-supplied materials, freeing up volume for essential systems and crew accommodations.

8.6.6 Habitability Factors

Habitability factors are central to the design of space habitats, focusing on creating an environment that supports astronauts' physical, psychological, and social needs. Living in confined, isolated, and resource-limited environments for extended durations presents unique challenges that can significantly impact crew health, performance, and overall mission success. The criteria for evaluating and determining habitability go beyond basic survival, emphasizing the importance of comfort, personal space, recreation, and environmental quality. NASA and other space agencies have developed detailed guidelines and standards to ensure that habitats provide a livable and productive environment that fosters well-being and resilience.

8.6.6.1 Privacy and Personal Space

Privacy is a critical component of habitability, as it provides astronauts with the opportunity to recharge and maintain their mental health in an otherwise shared and confined environment. According to NASA's HIDH, private sleeping quarters should offer a minimum of 5 cubic meters per crew member, ensuring sufficient space for rest, storage, and personal activities. These quarters are equipped with soundproofing to minimize noise disturbances and adjustable lighting to create a sense of individual control. Curtains, sliding panels, or modular partitions allow astronauts to personalize their spaces, fostering a sense of ownership and reducing stress. Privacy is not limited to sleeping quarters but also extends to hygiene facilities, ensuring that astronauts feel secure and comfortable while managing their personal needs (Holden et al., 2013).

Evaluating privacy involves considering factors such as noise levels, visual barriers, and opportunities for solitude. For example, the ISS sleeping pods provide isolated environments for crew members, featuring soundproof walls and dimmable lights. In future habitats, enhanced privacy measures might include dynamic partitions that adapt to crew needs, offering temporary private spaces in communal areas. Psychological assessments during simulations, such as those conducted in NASA's HERA (Human

Exploration Research Analog) program, have highlighted the importance of privacy in maintaining crew cohesion and morale.

8.6.6.2 Natural Lighting and Aesthetics

The integration of natural lighting and Earth-like aesthetics significantly enhances the psychological well-being of astronauts, addressing issues such as isolation, disorientation, and sleep disturbances. Windows providing views of Earth, celestial objects, or planetary landscapes are highly valued for their ability to create a sense of connection to the external world. The ISS Cupola module, for instance, offers panoramic views of Earth, which astronauts frequently use for relaxation and inspiration. Such views help mitigate feelings of confinement and foster a sense of purpose and perspective.

Simulated natural lighting systems are equally important, particularly in habitats where direct sunlight is unavailable. LED lighting systems that mimic the daily solar cycle help regulate circadian rhythms, improving sleep quality and overall health. These systems transition between cool, bright tones during work hours and warm, dim tones in the evening, aligning with natural biological cycles. Evaluations of lighting systems focus on their ability to support circadian regulation, visual comfort, and psychological relief. Aesthetics, such as the use of Earth-like colors, textures, and design elements, also play a role in creating a familiar and soothing environment, reducing stress and enhancing habitability (Brainard et al., 2013).

8.6.6.3 Recreational and Social Spaces

Recreation and social interaction are essential for maintaining crew morale and cohesion during long missions. Habitats must include spaces for leisure activities, group dining, and team-building exercises, fostering camaraderie and providing a break from routine tasks. Recreational spaces are evaluated based on their flexibility, accessibility, and ability to support diverse activities. For example, the ISS galley serves as both a dining area and a social hub, encouraging interaction during meals and group discussions.

In future habitats, recreational areas may incorporate features such as VR systems, exercise equipment, and entertainment modules, offering astronauts diverse options for relaxation. Studies from NASA's HI-SEAS

program have demonstrated that access to recreational activities can reduce stress and improve interpersonal relationships, highlighting their importance in habitability criteria. These spaces are also designed to be adaptable, allowing them to accommodate both group activities and individual relaxation, ensuring that all crew members can meet their unique social and recreational needs.

8.6.6.4 Environmental Quality

Environmental quality encompasses factors such as acoustic management, air quality, temperature control, and humidity regulation, all of which directly influence comfort and performance. Excessive noise from equipment or crew activities can lead to stress, fatigue, and reduced concentration, making acoustic management a top priority. NASA's guidelines recommend the use of soundproof materials, acoustic zoning, and advanced monitoring systems to minimize disruptive noise. Air quality is maintained through filtration systems that remove particulates, microbes, and trace gases, ensuring a clean and healthy atmosphere.

Temperature and humidity control systems provide adjustable zones, allowing astronauts to tailor conditions to their preferences and activities. For instance, work areas may be kept cooler to enhance focus, while sleeping quarters are maintained at warmer, more relaxing temperatures. Evaluations of environmental quality focus on metrics such as noise levels, air composition, and thermal comfort, ensuring that the habitat remains livable and conducive to productivity.

8.6.6.5 Psychological and Social Factors

The psychological and social dimensions of habitability are evaluated through simulations and analog studies, which provide insights into how design choices influence crew dynamics and mental health. Factors such as personal autonomy, opportunities for social interaction, and the availability of meaningful work contribute to overall well-being. NASA's psychological support systems include regular communication with family and mission control, VR tools for immersive experiences, and structured schedules to balance work and leisure.

Team cohesion is another critical consideration, with habitats designed to encourage collaboration while minimizing conflict. Shared spaces are

strategically located to foster interaction, while private quarters provide an escape from moments of tension. The balance between social and personal spaces is a key metric in determining habitability, ensuring that habitats support both individual and collective needs.

Criteria for Habitability Evaluation

NASA and other agencies use a range of criteria to evaluate the habitability of space habitats:

Volume and Layout: Adequate personal and shared spaces, adherence to privacy standards, and efficient spatial organization.

Environmental Conditions: Noise levels, air quality, temperature, lighting, and overall comfort.

Psychological Support: Opportunities for recreation, personal expression, and interaction with external support systems.

Aesthetic Appeal: Integration of Earth-like elements, such as natural colors and textures, to create a familiar and soothing environment.

Flexibility and Adaptability: Multifunctional spaces and modular designs that adapt to crew needs and evolving mission requirements.

By addressing these factors and adhering to established guidelines, space habitats ensure that astronauts can thrive in challenging environments, maintaining their health, morale, and productivity over extended missions. Habitability is not just a measure of comfort but a critical component of mission success, supporting both individual well-being and collective performance.

8.6.7 Functional Colocation

Functional colocation in space habitats is the strategic placement of systems and activities to streamline workflows, reduce energy use, and enhance operational efficiency. By grouping related functions near each other, habitats minimize the time and effort required for tasks while maximizing the synergy between interconnected systems. NASA's guidelines for functional colocation emphasize the importance of logical layouts, efficient resource sharing, and easy access to critical systems. This approach not only improves productivity but also enhances crew safety and reduces wear

on equipment, supporting the long-term sustainability of the habitat (Stromgren et al., 2020).

One prominent example of functional colocation is the integration of food preparation, dining, and waste management systems into a single workflow. Kitchens are strategically placed near water recycling units, ensuring direct access to purified water for cooking and cleaning. Adjacent waste processing systems handle food scraps and other organic materials, converting them into nutrients for hydroponic food production. This closed-loop design minimizes resource loss and creates a seamless cycle for food-related activities. For instance, prototypes for Martian habitats include modular kitchen units with integrated composters and nutrient recovery systems, reducing the need for Earth-supplied resources.

Workstations and research areas are often colocated with storage facilities for tools, samples, and equipment, ensuring that astronauts can access necessary resources without unnecessary movement. Modular workstations, equipped with adjustable surfaces and integrated storage compartments, support a variety of activities, from scientific experiments to maintenance tasks. For planetary habitats, research zones are located near airlocks, simplifying the transfer of tools and samples to and from external environments. This arrangement not only streamlines fieldwork but also minimizes the risk of cross-contamination between habitat interiors and planetary surfaces.

Maintenance hubs are another example of functional colocation, housing spare parts, diagnostic tools, and robotic assistants in designated zones. These hubs are strategically placed near critical systems, such as life support, power units, and thermal management equipment, enabling rapid response to equipment issues. By organizing maintenance resources in accessible locations, habitats ensure that repairs can be completed efficiently, minimizing downtime and preventing cascading failures. The ISS employs this approach with its centralized maintenance zones, where astronauts can quickly retrieve tools and perform repairs on high-priority systems.

Functional colocation also supports social and psychological needs by grouping recreational and communal spaces near living quarters. This arrangement encourages interaction and collaboration while allowing

astronauts to easily transition between work and relaxation. For example, the galley area on the ISS doubles as a social hub, providing a central space for meals, discussions, and leisure activities. By placing these areas adjacent to private quarters, habitats strike a balance between community engagement and personal privacy, fostering a supportive and harmonious living environment.

The principles of functional colocation extend to emergency preparedness, with safety systems and evacuation routes strategically integrated into the habitat layout. Airlocks, safe zones, and firefighting equipment are located near high-risk areas, such as power modules or research zones, to enable rapid response in emergencies. Clear markings and logical pathways ensure that crew members can quickly navigate to safety, even under stressful conditions. By aligning layout planning with functional requirements, colocation enhances both the efficiency and resilience of space habitats, ensuring that they can support diverse missions and evolving objectives.

Examples in Practice

International Space Station (ISS):

The ISS exemplifies functional colocation by grouping critical systems and activities in logical arrangements. The galley is located near water dispensers and waste disposal units, creating an efficient cycle for food preparation and cleanup. Maintenance hubs are positioned adjacent to life support systems, ensuring quick access for repairs. Scientific workstations are equipped with nearby storage for samples and tools, streamlining research activities.

Lunar Gateway:

The Lunar Gateway's modular design supports functional colocation by organizing modules based on their primary functions. The habitation module includes sleeping quarters, dining areas, and hygiene facilities, promoting efficiency and comfort. Adjacent modules house power systems and research zones, reducing the distance astronauts must travel for routine tasks. This layout enhances operational workflows and resource sharing.

Martian Habitat Prototypes:

Proposed Martian habitats incorporate advanced colocation strategies, such as placing hydroponic farms near kitchens and composting units to create a

closed-loop food system. Research labs are colocated with airlocks to facilitate planetary exploration, while communal spaces are situated centrally to encourage social interaction. These designs optimize both functionality and habitability, ensuring that resources and time are used efficiently.

8.7 ENVIRONMENTAL PROTECTION

Environmental protection in space habitats ensures the safety of astronauts, the preservation of critical systems, and the long-term sustainability of missions in hostile extraterrestrial environments. The extreme hazards of space, including micrometeoroids, orbital debris, radiation, and thermal extremes, require robust, adaptive, and integrated systems. Each of these risks has unique characteristics that demand tailored mitigation strategies, such as specialized shielding, real-time monitoring, and fail-safe mechanisms. NASA standards, like those detailed in NASA-STD-6016 (Standard Materials and Processes Requirements for Spacecraft), provide specific guidance on designing systems to withstand these environmental challenges. As missions move beyond LEO to the Moon and Mars, environmental protection must adapt to address these new and intensified threats.

Effective environmental protection begins with an understanding of the environment in which the habitat operates. In LEO, the primary threat comes from orbital debris, consisting of defunct satellites, rocket stages, and fragments from past collisions. These objects can travel at speeds exceeding 28,000 kilometers per hour, turning even small particles into lethal projectiles. On the Moon, sharp and electrostatically charged regolith particles add another layer of complexity, while on Mars, radiation exposure and dust storms pose significant challenges. Each environment requires unique solutions, such as multilayered shielding for LEO, regolith-based barriers for the Moon, and advanced radiation protection for deep space.

Radiation poses a critical threat to both crew health and the longevity of electronic systems. Without Earth's atmosphere and magnetic field, habitats are exposed to harmful cosmic rays and SPEs. NASA Standard STD-3001 specifies limits on radiation exposure to protect astronauts from long-term

health risks, such as cancer and neurological disorders (NASA, 2014). Effective radiation shielding incorporates hydrogen-rich materials like polyethylene, as well as natural methods like covering habitats with regolith to provide an additional protective layer. By addressing radiation risks, habitats can ensure both crew safety and the durability of their systems.

Environmental protection systems also extend to critical components like windows, instruments, and external systems. Windows provide essential visibility for operations and psychological benefits for the crew but are vulnerable to impacts and radiation. NASA Standard 5018 provides strength design and verification criteria for windows, ensuring their durability under extreme conditions (NASA, 2011). Instruments and critical systems, including power units and communication arrays, require robust casings, thermal insulation, and monitoring systems to maintain functionality. By integrating these protective measures, habitats achieve resilience against environmental hazards, supporting the success of long-duration missions.

8.7.1 Micrometeoroids and Orbital Debris (MMOD) Protection

Micrometeoroids and orbital debris (MMOD) are among the most critical threats to space habitats, with particles traveling at velocities that can exceed 28,000 kilometers per hour. At such high speeds, even objects as small as a paint chip can inflict significant damage, penetrating surfaces or compromising sensitive systems. To ensure the safety of astronauts and the functionality of habitats, NASA and international space agencies have developed advanced shielding technologies, real-time monitoring systems, and redundancy protocols. MMOD protection is a cornerstone of space habitat design, especially in environments like LEO, where debris density is highest.

The Whipple shield is the most widely used method for MMOD protection, employing a multilayered design to absorb and dissipate impact energy. The outermost layer, or bumper, fragments incoming debris, reducing the kinetic energy before the fragments reach the inner layers. This design is highly effective at preventing perforation and is a standard feature on the ISS. For example, Whipple shields on the ISS incorporate materials like aluminum for the outer layer and Kevlar for the inner layers, providing robust protection while minimizing weight (Christiansen et al., 2006).

For future missions, particularly those on the Moon and Mars, habitats are expected to integrate ultrahigh molecular weight polyethylene (UHMWPE) and Nextel ceramic fabrics, which offer superior strength-to-weight ratios. UHMWPE, widely used in bulletproof vests, has shown promise as a lighter alternative to traditional materials, reducing launch costs while maintaining impact resistance. Additionally, regolith-based shielding is being explored as a natural protective barrier. Lunar or Martian regolith, when compacted or layered around habitats, provides protection not only against micrometeoroids but also radiation, making it a dual-purpose solution.

In addition to passive shielding, real-time monitoring and avoidance systems play a vital role in protecting habitats from larger debris. NASA's Space Debris Office coordinates with international agencies to track objects in orbit, using radar, telescopes, and satellite data to predict potential collisions. The ISS relies on these tracking systems to perform debris avoidance maneuvers (DAMs), adjusting its orbit when collision probabilities exceed safety thresholds. On average, the ISS executes three to four DAMs annually, demonstrating the importance of active debris management.

For habitats beyond LEO, such as the Lunar Gateway, autonomous debris tracking systems will be essential. These systems will incorporate onboard sensors capable of detecting and analyzing debris trajectories in real time, enabling habitats to adjust their positioning without relying on Earth-based control. This capability ensures faster response times, particularly in deep-space environments where communication delays are significant.

Incorporating self-healing materials into habitat structures is an emerging strategy for mitigating damage caused by smaller debris impacts. Self-healing polymers contain microcapsules filled with resin or other sealants that release upon puncture, automatically repairing small breaches. These materials reduce the need for manual repairs and enhance the resilience of habitats against micrometeoroid strikes.

For larger impacts, habitats are equipped with repair kits and robotic systems capable of sealing breaches. The ISS's Manned Maneuvering Unit (MMU) includes a repair system that allows astronauts to apply patches to damaged areas during EVAs. Future habitats will likely employ autonomous repair robots, capable of identifying and addressing damage without human

intervention. These innovations align with the need for minimal crew workload in long-duration missions.

NASA's guidelines for MMOD protection emphasize the importance of redundancy in critical systems. Life support systems, power units, and communication arrays are shielded multiple times, ensuring that even if one layer fails, the underlying system remains functional. Additionally, these systems are distributed across the habitat to reduce the likelihood of simultaneous failure due to a single impact (NASA, 2009).

For instance, solar panels on the ISS are designed with segmented structures, allowing sections to continue operating even if one part is damaged. Similar redundancy strategies will be employed in future habitats to safeguard essential functions. Redundant power and air circulation systems will ensure continuous operation, providing an additional layer of security for long-term missions.

NASA conducts extensive testing to validate the effectiveness of MMOD protection systems, using hypervelocity impact facilities to simulate debris collisions. These tests evaluate material performance, structural integrity, and the ability of systems to recover from damage. Standards such as NASA-STD-6016, which governs materials and processes for spacecraft, provide detailed criteria for selecting materials that balance weight, cost, and protection levels (NASA, 2009).

International collaboration also plays a key role in addressing MMOD threats. Agencies like the ESA and Japan Aerospace Exploration Agency (JAXA) contribute to global debris-tracking efforts and share advancements in shielding technologies. Such partnerships enhance the collective capability to mitigate risks and protect shared space infrastructure.

8.7.2 Window Protection

Windows in space habitats serve essential functional and psychological purposes, providing visibility for external operations, natural light, and a connection to the outside world for the crew. However, windows are also one of the most structurally vulnerable components of a habitat, requiring advanced engineering to withstand the environmental challenges of space. These challenges include micrometeoroid impacts, orbital debris, radiation exposure, and extreme temperature fluctuations. NASA Standard 5018

(Strength Design and Verification Criteria for Glass, Ceramics, and Windows in Human Space Flight Applications) outlines critical design, testing, and verification criteria to ensure that windows in human-rated space systems remain safe and durable under these extreme conditions (NASA, 2011).

To withstand micrometeoroid and orbital debris impacts, windows in space habitats are constructed using advanced materials and multilayered designs. Transparent aluminum (aluminum oxynitride) and multilayered polycarbonate composites are among the most widely used materials for space windows due to their exceptional strength and optical clarity. Transparent aluminum is particularly effective at resisting high-velocity impacts while maintaining minimal distortion for visibility.

Windows in habitats, such as the Cupola module on the ISS shown in Figure 8.5, utilize a combination of tempered glass and Kevlar reinforcement to enhance their durability. These windows are designed with multiple panes, including sacrificial outer layers that absorb impact energy, protecting the structural integrity of the inner layers. The integration of impact-resistant materials with layered construction ensures that windows can endure both direct impacts and thermal stresses without compromising safety or functionality.

Radiation exposure is a significant concern for windows, as they are potential points of vulnerability in the habitat's overall shielding. NASA Standard STD-3001 emphasizes the importance of minimizing radiation exposure in crewed environments (NASA, 2014). To address this, windows are coated with radiation-shielding films made from materials such as lead oxide or tungsten, which reduce the transmission of harmful solar and cosmic radiation.

In addition to coatings, electrochromic smart glass technology is increasingly being incorporated into window designs. This technology allows windows to adjust their opacity based on radiation intensity and light levels, providing additional protection against harmful rays while improving thermal control. For habitats on the Moon or Mars, where prolonged sunlight exposure can cause extreme internal heating, these dynamic glass systems offer both safety and energy efficiency.

Figure 8.5 Cupola Module.

Source: Koichi Wakata/NASA/Public Domain

Thermal fluctuations in space, ranging from −150°C to over 120°C, pose a significant challenge to the integrity of windows. To mitigate these effects, windows are equipped with MLI and thermal coatings that minimize heat transfer and prevent cracking or warping. These systems maintain consistent internal temperatures, ensuring both the durability of the materials and the comfort of the crew.

Deployable protective covers add another layer of defense against both thermal extremes and physical impacts. Made from durable materials like Kevlar or reinforced polymers, these covers can be automatically deployed during high-risk periods, such as meteor showers or orbital maneuvers in debris-heavy regions. Protective covers are especially valuable for windows used in observation or docking systems, as they ensure uninterrupted functionality over extended missions.

Windows in space habitats are fitted with embedded sensors to monitor their condition in real time. These sensors detect microcracks, stress points, and temperature fluctuations, providing crews with data on the structural integrity of the windows. Proactive maintenance schedules, informed by this data, ensure that minor issues are addressed before they escalate into critical failures.

Maintenance procedures for windows also include routine inspections and reapplication of protective coatings, as needed. Crews are trained to identify early signs of wear and implement quick fixes, such as sealing microcracks with specialized adhesives. For deep-space missions, autonomous robotic systems may be employed to perform more complex maintenance tasks, reducing the reliance on human intervention and ensuring the long-term reliability of the windows.

8.7.3 Instrument and Critical Element Protection

Instrument and critical element protection is vital for ensuring the uninterrupted functionality of space habitats and safeguarding systems integral to mission success. These elements include power generation units, life support systems, communication arrays, and scientific instruments, all of which must remain operational under extreme conditions. Space

environments expose these systems to micrometeoroid impacts, intense radiation, and thermal extremes that can cause severe damage or degradation if not adequately protected. NASA mandates comprehensive shielding, redundant designs, and advanced diagnostics to enhance system resilience and ensure operational longevity. Incorporating these protections ensures that critical elements remain functional and reliable for the duration of extended missions.

8.7.3.1 Thermal Protection

Thermal extremes in space necessitate robust protection for critical systems to prevent overheating or freezing. MLI, a core component of NASA's thermal management systems, minimizes heat transfer by using multiple layers of reflective materials. This approach is essential for sensitive instruments, which must operate within narrow temperature ranges. For instance, the Hubble Space Telescope employs MLI to maintain thermal stability, ensuring the precision of its optics and electronics even as it transitions between sunlight and shadow in orbit. These systems are complemented by active thermal controls, such as heat exchangers and radiators, which dissipate excess heat to maintain equilibrium.

To address extreme thermal variations on planetary surfaces, such as those found on the Moon, advanced PCMs are integrated into habitats and instrument casings. PCMs absorb and release heat during phase transitions, providing a buffer against temperature spikes. This technology was tested during NASA's Advanced Exploration Systems trials and demonstrated its potential for maintaining stable temperatures in instruments exposed to prolonged sunlight or shadow. Thermal protection strategies also extend to life support systems, where temperature-sensitive processes like water recycling and oxygen generation depend on precise thermal regulation.

8.7.3.2 Radiation Shielding

Radiation is one of the most pervasive threats to instruments and critical systems in space, capable of causing electronic failures, data corruption, and material degradation. NASA employs materials like polyethylene, known for its hydrogen-rich composition, to shield against high-energy particles. Tungsten and lead are also used for their density, offering additional protection for highly sensitive components such as electronics

and sensors. The ISS incorporates centralized placement of critical systems within its structure to maximize protection from external radiation, a strategy that will be extended to future habitats on the Moon and Mars.

For surface habitats, natural shielding solutions like regolith barriers provide sustainable radiation protection. By compacting lunar or Martian soil around critical systems, habitats can reduce radiation exposure without relying solely on Earth-supplied materials. NASA's Artemis program is evaluating the use of regolith-based shielding to enhance the survivability of surface instruments and maintain crew safety. This approach, aligned with ISRU principles, minimizes dependency on heavy and expensive materials transported from Earth.

8.7.3.3 Impact Protection

Micrometeoroid and orbital debris impacts pose a significant threat to external systems such as antennas, solar panels, and robotic arms. Instruments exposed to space are encased in durable materials like Kevlar, titanium, or carbon-fiber composites, which provide resistance to high-velocity impacts. Retractable designs add an additional layer of protection, allowing instruments to be stowed during periods of increased debris activity. For example, the Mars rovers Curiosity and Perseverance utilize retractable covers to protect cameras and scientific equipment during dust storms and surface operations.

For long-term missions, structural redundancies ensure that critical functions are not compromised by isolated impacts. Solar power systems are often segmented, allowing unaffected sections to continue generating energy even if one panel sustains damage. NASA's redundancy strategies include backup communication arrays and life support subsystems, ensuring continuous operation even in the face of equipment failures.

8.7.3.4 Monitoring and Diagnostics

Real-time monitoring systems are essential for assessing the health and functionality of critical systems. Embedded sensors measure environmental conditions, such as temperature and radiation levels, as well as structural integrity metrics like stress and strain. These sensors feed data to onboard diagnostics systems, enabling crews to identify anomalies and schedule preventive maintenance. NASA's Spacecraft Health Management System,

tested on the Lunar Reconnaissance Orbiter, demonstrated the effectiveness of automated diagnostics in maintaining mission-critical operations.

Autonomous robotic systems are increasingly being developed to perform complex maintenance tasks. Equipped with manipulators and repair tools, these robots can address minor damage or replace components without requiring crew intervention. For instance, the Robonaut 2 (R2), deployed on the ISS, showcases the potential for robots to perform intricate repair tasks, such as tightening bolts or sealing breaches in external panels. These advancements reduce crew workload and enhance overall mission efficiency.

Instrument and critical element protection is foundational to all space missions, from orbital platforms like the ISS to surface habitats planned for the Moon and Mars. NASA's Gateway project will incorporate enhanced radiation shielding and modular thermal control systems to protect its life support and communication arrays. Mars surface habitats will leverage regolith-based shielding combined with autonomous diagnostic systems to address the unique challenges of the Martian environment. By integrating advanced materials, robust designs, and predictive maintenance, these habitats will ensure long-term resilience and operational success.

8.8 STRUCTURES

Structures in space habitats form the critical framework that houses life support systems, operational equipment, and the crew. These structures must withstand extreme environmental challenges, including vacuum conditions, micrometeoroid impacts, thermal fluctuations, and radiation exposure, all while providing a pressurized and habitable environment. The design and materials used in these structures must balance strength, durability, and weight to ensure operational safety and efficiency. Advanced technologies, rigorous testing, and compliance with NASA standards such as NASA-STD-6016 ensure that these structures meet the high demands of space exploration (NASA, 2009). This section delves into the materials and structural concepts employed in space habitats, with examples to illustrate their applications.

Space structures must remain durable under prolonged exposure to extreme conditions, including mechanical stress from launch, micrometeoroid strikes, and thermal cycling. Metals such as aluminum alloys and titanium are widely used for their strength-to-weight ratio, corrosion resistance, and compatibility with fabrication techniques. For instance, the modules of the ISS are constructed from aluminum–lithium alloys, which offer enhanced strength and reduced weight compared to conventional aluminum. These materials are critical for pressurized sections, where structural failure could compromise the habitat's integrity and endanger the crew.

Composites are increasingly favored for structural applications due to their superior mechanical properties and resistance to environmental stressors. Carbon-fiber-reinforced polymers (CFRPs) are commonly used in load-bearing elements, such as beams and structural panels, where their high strength-to-weight ratio minimizes launch mass. These materials also resist radiation-induced degradation, a crucial factor for long-duration missions. For example, the Lunar Gateway will incorporate composite structures to ensure both durability and reduced launch costs.

Soft goods, such as Kevlar, Vectran, and Nomex, are used in inflatable habitat modules, offering a lightweight and flexible alternative to rigid structures. These materials are engineered for high tensile strength, puncture resistance, and thermal stability.

8.8.1 Rigid Pressure Vessels

Rigid pressure vessels form the primary enclosures of space habitats, maintaining a stable internal pressure to support life in the vacuum of space. These structures must endure internal pressures equivalent to Earth's sea level while resisting external forces and impacts. Materials like aluminum–lithium alloys and titanium are commonly used due to their high strength, fatigue resistance, and machinability. The ISS employs rigid pressure vessels with welded aluminum construction, which undergo rigorous testing to ensure weld quality and pressure retention (Hung & Howe, 2003).

The internal surfaces of pressure vessels are often coated with corrosion-resistant materials to extend their operational lifespan. For example, anodized coatings are applied to aluminum structures to protect against the corrosive effects of oxygen and other contaminants in the habitat

environment. Pressure vessels are also designed with a multilayered approach, incorporating insulation and micrometeoroid shielding to enhance safety and durability.

8.8.2 Soft Goods and Inflatable Structures

Soft goods play a transformative role in space habitat design, enabling lightweight and compact structures that expand in orbit to provide additional habitable space. Materials like Kevlar, Vectran, and Nomex are integral to these designs, offering high tensile strength, resistance to micrometeoroid impacts, and thermal stability. The Bigelow Expandable Activity Module (BEAM) is a prominent example of soft goods in action, providing additional living space on the ISS while demonstrating the viability of expandable habitats.

Inflatable structures are layered to enhance performance. The outermost layer, often composed of Vectran, provides puncture resistance against debris impacts. Beneath this, thermal insulation layers regulate temperature, while the innermost layer, made from a gas-impermeable polymer, maintains internal pressure. These structures are particularly valuable for lunar and Martian missions, where transportation costs necessitate lightweight solutions.

NASA is also exploring inflatable habitats for planetary surfaces. Designs such as the TransHab concept integrate flexible walls with rigid end caps, combining the benefits of soft goods with the stability of rigid structures. These habitats can be deployed quickly, making them ideal for exploration missions.

8.8.3 Composites in Structural Applications

Composites have become indispensable in space structure design due to their versatility and performance advantages. CFRPs are used extensively in load-bearing elements, thermal shields, and habitat exteriors. Their resistance to radiation, high strength-to-weight ratio, and thermal stability make them suitable for demanding environments.

Glass-fiber composites are also used for non-load-bearing components, offering a cost-effective alternative to carbon fibers. These materials are commonly found in modular habitat components, where weight savings are

less critical. The Lunar Gateway will employ composite materials for structural elements such as solar panel mounts and external trusses, ensuring robustness while minimizing mass.

In addition to traditional composites, ceramic–matrix composites (CMCs) are being developed for extreme applications. These materials are designed to endure high temperatures and thermal shocks, making them ideal for components like heat shields and thermal barriers.

8.8.4 Additive Manufacturing for Space Structures

Additive manufacturing, or 3D printing, is revolutionizing space habitat construction by enabling on-demand fabrication and repair. This technology supports the use of lightweight, custom-designed components that reduce waste and optimize performance. NASA's Moon to Mars program has demonstrated the potential of regolith-based 3D printing for building habitats on planetary surfaces. Using local materials reduces transportation costs and enables the construction of large structures, such as radiation-shielded domes or storage facilities.

Onboard 3D printers, like those tested on the ISS, enable rapid production of replacement parts, reducing reliance on Earth resupply missions. Advanced techniques, such as electron beam melting (EBM), allow for the fabrication of complex metallic components, further enhancing mission sustainability. Future applications include modular habitat components and tools tailored to specific mission requirements.

8.8.5 Rigid Pressure Vessels

Rigid pressure vessels are the primary structural components of space habitats, providing a sealed and pressurized environment to support human life. These vessels must withstand significant mechanical stresses from internal pressurization, external forces, and the vacuum of space. Their design is critical for maintaining structural integrity, ensuring crew safety, and supporting long-term operational reliability. NASA's engineering standards for pressure vessels emphasize fatigue resistance, impact tolerance, and long-term durability, ensuring their effectiveness throughout extended missions.

Rigid pressure vessels are typically constructed from lightweight yet strong metals, such as aluminum–lithium alloys, titanium, and stainless steel. Aluminum–lithium alloys are particularly favored for their high strength-to-weight ratio, corrosion resistance, and compatibility with welding and machining processes. The ISS modules are exemplary applications of these materials, designed to endure internal pressures of 14.7 psi (1 atm) while withstanding the stresses of microgravity and thermal cycling.

The construction process for pressure vessels involves precision welding and machining to eliminate potential weak points. Welded joints are subjected to non-destructive evaluation (NDE) techniques, such as ultrasonic testing and X-ray imaging, to ensure their integrity. Surface treatments, such as anodizing, are applied to aluminum structures to enhance corrosion resistance and extend their operational lifespan.

NASA's guidelines for rigid pressure vessels mandate extensive testing to simulate the operational stresses encountered in space. These tests include cyclic loading, thermal cycling, and impact testing. Cyclic loading replicates the pressurization and depressurization cycles that occur during habitat operation, ensuring that materials do not weaken over time. Thermal cycling tests assess the vessel's ability to endure temperature fluctuations, while impact tests evaluate its resistance to MMOD (NASA, 2017).

Pressure vessels are also tested under conditions exceeding their nominal pressure limits, ensuring that they can tolerate unexpected stress without catastrophic failure. For example, the ISS modules underwent burst testing to verify their ability to withstand pressures far beyond operational levels. These rigorous testing protocols ensure that rigid pressure vessels meet or exceed safety standards (Cohen, 2012).

Rigid pressure vessels incorporate multiple layers of insulation and protective materials to mitigate external threats. MLI is applied to regulate internal temperatures and protect against thermal extremes. MLI consists of alternating layers of reflective films and spacers, which minimize heat transfer by conduction and radiation. Additional micrometeoroid shielding, such as aluminum or Kevlar layers, provides resilience against high-velocity impacts.

For future habitats on the Moon or Mars, regolith shielding may be used to enhance protection. By covering rigid pressure vessels with compacted

regolith, habitats gain an additional barrier against both radiation and micrometeoroids, aligning with NASA's principles of ISRU. This approach reduces reliance on Earth-supplied materials while enhancing habitat durability.

Modern rigid pressure vessels are designed with modularity in mind, allowing for adaptability and scalability based on mission needs. Each module can function as a standalone unit or integrate into a larger habitat system. For example, the Lunar Gateway employs modular pressure vessels that support life support, storage, and operational activities while allowing for future expansion. Modular designs simplify assembly, maintenance, and upgrades, ensuring that habitats can adapt to evolving mission objectives.

The application of rigid pressure vessels extends beyond orbital platforms like the ISS to include planetary habitats and interplanetary vehicles. For Mars missions, these vessels may be combined with inflatable modules to provide a hybrid solution, offering both durability and expandable volume. Future advancements in materials, such as the use of graphene-reinforced composites, promise to enhance the strength and reduce the weight of rigid pressure vessels, making them even more efficient and cost-effective for space exploration.

8.8.6 Soft Goods

Soft goods represent a revolutionary approach to space habitat design, offering lightweight and compact solutions that expand to provide significant habitable volume once deployed. These fabric-based structures are engineered with advanced materials to ensure strength, durability, and resistance to environmental hazards such as micrometeoroids, radiation, and thermal fluctuations. NASA's exploration efforts, such as the BEAM and future inflatable lunar and Martian habitats, demonstrate the versatility and promise of soft goods for long-duration missions. (Figure 8.6).

Soft goods are constructed from high-performance fabrics such as Kevlar, Vectran, and Nomex, which provide exceptional tensile strength and puncture resistance. These materials are combined with gas-impermeable inner layers, typically made of polymers such as polyurethane or polyimide, to maintain internal pressure and prevent leaks. The outer layers are designed to withstand micrometeoroid impacts, thermal cycling, and UV

radiation, making them suitable for prolonged exposure to the space environment (Valle et al., 2019).

4
Node ACBM Shield

Figure 8.6 Bigelow Expandable Activity Module (BEAM).

Source: Abigail Bowman/NASA/Public Domain

Layered construction is a hallmark of soft goods, with each layer serving a specific purpose. For instance, the outermost layer resists impacts and abrasions, while thermal insulation layers regulate temperature. The innermost layer ensures airtightness and pressure retention. This multilayered approach provides a robust barrier against the unique challenges of space while maintaining the flexibility required for inflatable structures.

Soft goods are designed to be compact during launch, minimizing mass and volume requirements. Once in orbit or on a planetary surface, these structures are inflated to achieve their full size providing a substantial increase in habitable volume. The BEAM, currently attached to the ISS, exemplifies this concept. BEAM expanded from a compact 2.16-meter-long module during launch to a habitable 16-cubic-meter volume in orbit, demonstrating the effectiveness of expandable technology.

Deployment mechanisms for soft goods are automated to ensure reliability and precision. These mechanisms include high-strength air bladders, tensioning cables, and inflation control systems that maintain structural integrity throughout the expansion process. NASA's Lunar Surface Innovation Initiative is exploring similar deployment strategies for inflatable habitats, which will be critical for supporting human missions on the Moon.

Soft goods habitats incorporate advanced thermal insulation to maintain internal temperatures within habitable ranges. Materials like aerogel layers or reflective coatings are integrated into the structure to minimize heat loss or gain. This insulation is especially critical for planetary habitats, where surface temperatures can range from −173°C in lunar shadows to over 127°C in direct sunlight.

In addition to thermal regulation, soft goods are equipped with micrometeoroid and debris shielding. Multilayered fabrics and reinforced outer shells dissipate the energy of high-velocity impacts, preventing penetration. Radiation shielding, such as hydrogen-rich materials or regolith-based covers, is also integrated to protect both the structure and its occupants from harmful cosmic and solar radiation.

Soft goods offer several advantages over traditional rigid structures, including reduced launch mass, ease of transport, and scalability. Their lightweight nature allows for larger habitats to be transported within existing launch vehicle capacities, enabling ambitious missions with fewer logistical constraints. The ability to expand and adapt these structures provides flexibility for mission planning, accommodating changes in crew size or mission duration (Beukers et al., 2000).

Applications of soft goods extend beyond orbital platforms to include surface habitats and storage modules. Inflatable greenhouses, for example, are being developed to support food production on Mars by creating controlled environments for plant growth. Additionally, inflatable airlocks and emergency shelters are being designed for lunar missions, providing rapid-deployment solutions for crew safety.

Lockheed Martin has been exploring inflatable habitat designs to support future lunar and Martian missions. These habitats aim to provide spacious living and working environments while minimizing launch mass and volume. The company's designs incorporate advanced materials and technologies to ensure structural integrity, radiation protection, and thermal regulation in the harsh conditions of space. For instance, Lockheed Martin's inflatable habitats utilize high-strength fabrics and MLI to maintain internal conditions and protect against micrometeoroid impacts.

Sierra Space has developed the large integrated flexible environment (LIFE) habitat, an inflatable module designed to provide expansive living and working areas in orbit. The pressure shell of the LIFE habitat is constructed from expandable “softgoods,” or woven fabrics, that perform like a rigid structure once inflated. In a recent ultimate burst pressure (UBP) test conducted on October 29, 2024, the LIFE 10 test article ruptured at 255 psi, exceeding NASA's factor of safety recommendations by high margins. This test marks the highest pressure and loading yet achieved in Sierra Space's structural stress tests, bringing the technology closer to flight certification.

While soft goods offer significant benefits, they also present unique challenges, such as long-term durability and puncture repair. NASA is actively researching self-healing materials, including polymers that can autonomously seal minor breaches caused by debris impacts. Future

developments in materials science, such as graphene-based fabrics, may further enhance the strength, thermal stability, and radiation resistance of soft goods. Looking ahead, soft goods are expected to play a pivotal role in human exploration of the Moon, Mars, and beyond. These innovations will enable the construction of versatile, lightweight habitats that support the next generation of space exploration.

8.8.7 Composites

Composites play an increasingly pivotal role in space habitat construction, offering a unique combination of high strength, low weight, and resistance to environmental stresses. These materials are engineered by combining two or more distinct components—typically a matrix (such as a polymer or resin) and reinforcement (such as carbon fibers or glass fibers)—to create structures with superior mechanical and thermal properties. Composites are critical in reducing the mass of space systems, improving launch efficiency, and enabling the construction of robust, long-lasting habitats capable of withstanding the harsh conditions of space (Rojdev et al., 2014).

Carbon-fiber-reinforced polymers (CFRPs) are among the most widely used composites in space applications due to their exceptional strength-to-weight ratio and resistance to thermal and mechanical stress. CFRPs are employed in load-bearing elements of habitats, such as structural frames, trusses, and support beams. Their resistance to radiation-induced degradation also makes them ideal for long-duration missions in deep space.

The Lunar Gateway incorporates CFRP components in its modular habitat structures, where reducing launch mass is critical. These materials not only contribute to the structural integrity of the habitat but also enhance thermal management by minimizing thermal conductivity. Future applications on Martian habitats are expected to leverage CFRPs for constructing lightweight yet robust enclosures capable of withstanding the planet's dust storms and thermal extremes.

Glass-fiber composites offer an economical alternative to carbon fibers, providing durability and flexibility for non-load-bearing components. These materials are frequently used in secondary structures, such as storage racks, interior panels, and insulation systems. Glass-fiber composites are

particularly valued for their resistance to corrosion and ease of fabrication, making them ideal for constructing modular habitat interiors.

The use of glass-fiber-reinforced plastics (GFRPs) in storage compartments aboard the ISS highlights their utility. These materials are lightweight and resilient, ensuring efficient organization and accessibility of tools, equipment, and consumables in a confined environment.

Ceramic-matrix composites (CMCs) are designed for extreme-temperature applications, offering thermal and chemical stability beyond the capabilities of polymer-based composites. CMCs are increasingly being used in thermal shields, structural panels, and high-temperature components exposed to re-entry conditions or intense solar radiation. For example, NASA has explored CMCs for use in heat shields for Martian descent vehicles, where maintaining structural integrity under high thermal loads is critical.

One of the defining advantages of composites is their inherent resistance to radiation, a significant challenge for space habitats. Polymeric matrices used in composites can be engineered to include radiation-absorbing additives, enhancing the protective capabilities of structural materials. Hydrogen-rich composites, for example, are effective at shielding against GCRs and SPEs. This feature makes them particularly valuable for habitats on the Moon or Mars, where natural atmospheric shielding is absent (Kaul et al., 2004).

The production of composites for space habitats has been revolutionized by advances in additive manufacturing and automation. Techniques such as automated fiber placement (AFP) and resin transfer molding (RTM) allow for the precise fabrication of complex geometries with minimal waste. These methods are used to construct large composite panels and curved surfaces for habitats, reducing production time and costs.

Future innovations include self-healing composites, which incorporate microcapsules of resin that release upon damage to seal cracks. Such materials are being developed to enhance the longevity of habitats and reduce maintenance demands in remote environments.

8.8.8 Additive Manufacturing

Additive manufacturing (AM), also referred to as 3D printing, is transforming how space habitats are constructed, maintained, and adapted to mission-specific needs. This innovative technology enables the creation of components directly from raw materials through a layer-by-layer approach, allowing for complex designs, efficient material use, and minimal waste. In space, where launch costs and payload constraints are significant challenges, AM offers a viable solution for reducing reliance on Earth-based resupply and increasing operational flexibility. It plays a pivotal role in supporting long-duration missions, especially those involving planetary exploration, by enabling the in situ fabrication of components and even entire structures.

One of the most advanced applications of AM is the creation of lightweight structural elements that optimize strength without adding unnecessary mass. Using techniques such as selective laser melting (SLM) and EBM, high-strength alloys like Inconel and magnesium–aluminum composites can be shaped into intricate designs that traditional machining cannot achieve. These materials are particularly useful for nonstandardized components, such as custom joints or mounting brackets for modular habitats, which must adapt to specific mission architectures. This capability allows habitats to be tailored in orbit or on a planetary surface to address unforeseen challenges or accommodate changing operational requirements.

In addition to creating modular components, additive manufacturing enables the production of insulation and protective elements that are critical to the survival of space habitats. For example, ceramic-based materials can be printed into lightweight thermal shielding panels capable of withstanding extreme temperature gradients encountered in space or on planetary surfaces. These panels can be tailored to provide localized thermal protection for sensitive systems, such as airlocks or instrument enclosures. Unlike prefabricated shields, AM-produced panels can be adjusted in real time to account for specific mission conditions, such as prolonged exposure to sunlight during lunar surface missions.

One of the most promising advancements in additive manufacturing is its ability to utilize in situ resources to construct large-scale structures. On the Moon, regolith can be processed into usable building materials through

binder jetting or laser sintering. These processes melt or bind regolith particles to form solid, interlocking bricks or sheets that can be layered to create radiation-shielded walls, storage bunkers, or protective domes (Reitz et al., 2021). NASA's Regolith Advanced Surface Systems Operations Robot (RASSOR) is being developed to collect and transport regolith for use in such additive manufacturing processes. Combining this material with structural polymers or binders brought from Earth can further enhance its strength and durability, creating habitats capable of withstanding micrometeoroid impacts and thermal extremes.

AM also offers a unique ability to integrate multiple functions into a single component, which is particularly advantageous in space habitats where space and mass are limited. A printed structural wall, for instance, could include embedded channels for water circulation, wiring conduits for power systems, and integrated mount points for modular shelves or workstations. This multifunctional approach reduces assembly complexity and optimizes the use of available space. Recent advancements in multi-material AM have made it possible to print such integrated structures, blending metal, polymer, and composite layers to create hybrid components with distinct functional zones.

Despite its immense potential, AM in space habitats faces several challenges that require innovative solutions. For example, creating large structures in low-gravity environments necessitates the development of specialized printers capable of operating autonomously under such conditions. Research into advanced robotic printers, which can operate in microgravity or on uneven planetary terrain, is ongoing. These robots must combine precision printing with environmental adaptability, ensuring that structures are both functional and durable in extreme conditions. Additionally, integrating autonomous quality control systems into AM processes is essential to verify the structural integrity of printed components in real time, particularly for critical habitat elements like pressure vessels and radiation shields.

Future advancements in AM technology will further expand its capabilities and applications in space exploration. For instance, advancements in 3D printing, which uses materials that can change shape or function in response to external stimuli such as temperature or pressure, hold promise for creating adaptive habitat features. A printed airlock seal, for example, could

automatically adjust its shape to maintain a perfect fit despite thermal expansion or wear over time. Similarly, self-healing materials, incorporating microcapsules filled with repair agents, could repair cracks or damage autonomously, ensuring the longevity and reliability of habitat structures during extended missions.

Additive manufacturing has already demonstrated its value in Earth-based analogs and space environments, but its potential for planetary exploration is even greater. On Mars, where resupply from Earth is impractical, AM systems could fabricate tools, infrastructure, and even entire habitats using local resources. By reducing dependency on Earth and enabling rapid, on-site problem-solving, AM supports mission resilience and sustainability. As technology continues to evolve, it will play an increasingly critical role in enabling humanity's expansion into the solar system, creating environments that are not only functional but adaptable to the challenges of life beyond Earth.

8.8.9 Structural Penetrations

Structural penetrations are integral components of space habitats, providing access points for critical systems such as power cables, fluid lines, and ventilation ducts while maintaining the structural integrity and pressurization of the habitat. These penetrations are designed to connect internal systems with external subsystems or facilitate interactions between different modules, all without compromising safety. Given the harsh conditions of space, structural penetrations must withstand extreme temperature fluctuations, radiation, and mechanical stresses, ensuring long-term reliability and functionality. Their design and implementation are guided by rigorous engineering standards to prevent leaks, material fatigue, and system failures.

8.8.9.1 Types of Structural Penetrations

Structural penetrations serve diverse purposes within a space habitat, and their designs are tailored to meet specific functional requirements. Cable penetrations allow electrical and data connections to pass between different modules or subsystems, ensuring uninterrupted communication and power distribution. These are often reinforced with flexible gaskets or sealing compounds to prevent leaks caused by vibrations or temperature-induced

expansion and contraction. Fluid line penetrations are used for transporting critical resources like oxygen, water, and coolant. These penetrations typically include quick-disconnect couplings to enable efficient assembly and maintenance without compromising the habitat's internal pressurization.

Larger penetrations, such as airlock and hatch interfaces, are essential for crew movement and cargo transfers. These structures must maintain pressure differentials while allowing frequent operation, which demands robust materials and precise engineering. Airlocks, for example, are reinforced with multiple sealing mechanisms, such as double gaskets, to ensure airtight operation even after repeated cycles. Each type of penetration is tested rigorously to meet its specific operational and safety requirements.

8.8.9.2 Design and Material Considerations

The materials used in structural penetrations are chosen to balance durability, flexibility, and compatibility with other habitat components. Metals like titanium and stainless steel are commonly used for housing penetrations because of their high strength, corrosion resistance, and ability to endure cyclic loading. Titanium, in particular, is preferred for its lightweight properties and superior performance in high-stress environments, such as airlock structures. For dynamic components, such as quick-disconnect couplings and cable pass-throughs, materials like fluoroelastomers or silicone-based gaskets are employed for their ability to maintain a seal under extreme temperatures and mechanical stress.

Composite materials are increasingly being integrated into structural penetrations to reduce weight without compromising strength. For instance, CFRPs are used in non-load-bearing penetrations to provide thermal insulation and radiation shielding. Additionally, multi-material designs that combine metal housings with flexible polymer seals are gaining traction for their ability to handle thermal expansion while maintaining structural integrity.

8.8.9.3 Ensuring Pressure Integrity and Safety

Maintaining pressure integrity is one of the most critical aspects of structural penetrations. Even small leaks can compromise the internal environment of the habitat, leading to life-threatening scenarios. To address

this, penetrations are designed with redundant sealing mechanisms, including double or triple gaskets, which act as fail-safes in case one seal degrades. NASA's pressure vessel standards mandate rigorous testing of all penetrations, including burst pressure testing, thermal cycling, and vibration tests, to simulate the operational stresses encountered during space missions (NASA, 2017).

Additionally, penetrations often include secondary containment systems. For example, a cable pass-through might incorporate a double-walled structure, where the outer layer acts as a backup in case the inner seal fails. Fluid line penetrations include pressure-relief valves to prevent damage caused by over-pressurization or thermal expansion. These features ensure that critical systems remain operational even in the event of minor failures, enhancing overall habitat safety.

8.8.9.4 Real-Time Monitoring and Maintenance

Advancements in sensor technology have enabled the integration of real-time monitoring systems into structural penetrations. Sensors embedded in penetrations can detect changes in pressure, temperature, or structural stress, alerting crews to potential issues before they escalate. For example, a leak-detection sensor in a fluid penetration can identify minute drops in pressure, allowing for immediate corrective action. These sensors are especially critical for long-duration missions, where early detection of failures can prevent catastrophic outcomes (Ohanian et al., 2017).

Maintenance of structural penetrations is streamlined through the use of modular designs and quick-disconnect features. This allows astronauts to replace or repair components without depressurizing the habitat. Future habitats are likely to incorporate autonomous maintenance systems, including robotic units capable of inspecting and repairing penetrations without human intervention. Such systems are being developed for use in next-generation habitats like the Lunar Gateway, where minimizing crew workload is a priority.

8.8.9.5 Applications and Future Innovations

Structural penetrations are integral to all aspects of habitat operation, from power distribution to crew mobility. The ISS, for instance, relies on reinforced cable pass-throughs and fluid line penetrations to maintain

connections between its modules. Each penetration is engineered to withstand the station's constant orbital motion and thermal cycling, ensuring continuous operation. For lunar and Martian habitats, structural penetrations must accommodate unique challenges, such as the abrasive nature of regolith. To address this, future designs may incorporate dust-resistant seals and coatings that prevent contamination of internal systems.

Innovations in structural penetration technology are focused on improving adaptability and resilience. Smart penetrations equipped with embedded sensors and autonomous diagnostic systems will enhance real-time monitoring and simplify maintenance. Additionally, developments in 3D printing—where materials can change shape or properties in response to environmental stimuli—could lead to self-adjusting penetrations that adapt to temperature fluctuations or material wear over time. Such advancements will ensure that future habitats remain safe and functional, even under the most challenging conditions.

8.9 MECHANISMS

Mechanisms are a foundational aspect of space habitats, enabling critical operational functions such as deployment, movement, access, and system integration. Designed to meet the unique challenges of space, these mechanisms must function reliably in microgravity, vacuum conditions, and extreme temperature fluctuations. The effectiveness and longevity of a habitat depend heavily on the performance of its mechanisms, which are engineered to operate autonomously or with minimal maintenance. This section explores key examples of mechanisms within space habitats and their roles in ensuring mission success.

Deployable systems are among the most essential mechanisms in space habitats, allowing large structures such as solar arrays, antennas, and radiators to be compactly stowed during launch and later deployed to full size in orbit or on a planetary surface. These mechanisms are critical for maximizing efficiency while minimizing launch mass and volume.

For example, the ROSA technology demonstrates an advanced deployable mechanism that replaces traditional rigid solar panels. ROSA uses flexible materials that roll out from a compact cylinder and are tensioned by

mechanical latches to maintain their shape. The deployment is controlled by motorized actuators and locking systems that ensure precision and stability. This system has been tested on the ISS and is planned for future missions requiring high-efficiency power generation (Spence et al., 2018).

Thermal radiators, another key deployable system, are used to dissipate excess heat generated by the habitat's systems. These radiators unfold in orbit to expose a large surface area, using hinges and actuators to achieve precise positioning. The radiators are constructed with materials like aluminum and are coated with reflective films to maximize thermal emissivity. Their deployment mechanisms are designed to adjust dynamically based on the habitat's thermal requirements, ensuring optimal heat dissipation even in fluctuating environmental conditions.

Hatches are essential for maintaining the pressure integrity of a habitat while allowing for safe and reliable movement between modules or to the external environment during EVAs. Hatches must endure repeated pressurization and depressurization cycles without compromising their seals or structural performance.

The Quest Airlock on the ISS serves as a prime example of hatch mechanisms designed for EVA operations. Its hatches include dual redundant seals made from flexible silicone materials to ensure airtight integrity. These seals are supported by motorized locking mechanisms that distribute force evenly around the hatch perimeter, ensuring consistent performance even under extreme conditions. Additionally, the hatch system is equipped with leak-detection sensors that provide real-time monitoring, alerting the crew to any potential pressure anomalies.

Future habitats, particularly those on the Moon and Mars, will require advanced hatch mechanisms that incorporate dust mitigation systems. Lunar regolith and Martian dust are highly abrasive and could interfere with seals or moving parts. To address this, designs include self-cleaning seals and magnetic dust-repelling coatings to enhance durability and reliability. Hatches for these environments will also integrate lightweight materials, such as titanium alloys, to balance strength with weight constraints.

Robotic mechanisms are increasingly integral to the functionality and maintenance of space habitats. These mechanisms, such as robotic arms and manipulators, are designed to perform tasks autonomously or under remote

control, reducing the need for human intervention in hazardous or labor-intensive operations.

The Canadarm2, a robotic arm used on the ISS, showcases the capabilities of such mechanisms. Equipped with multiple joints and a versatile end effector, Canadarm2 can capture resupply vehicles, deploy external payloads, and assist with repairs on the station's exterior. The arm operates with precise motorized actuators and advanced sensors that allow for fine manipulation and real-time feedback. Its functionality ensures critical tasks, such as replacing components or inspecting systems, can be performed efficiently and safely.

Robotic mechanisms for future habitats will include autonomous units capable of conducting inspections, repairs, and reconfigurations. For instance, robotic arms equipped with specialized tools may be used to deploy solar arrays or adjust thermal radiators. These systems will integrate AI to analyze sensor data and make decisions autonomously, ensuring the continuous functionality of habitat mechanisms.

Floor structures are essential for supporting equipment and facilitating movement within space habitats. In microgravity, floors are equipped with tether points, footholds, and handrails that allow astronauts to navigate efficiently. These features are strategically placed to enhance workflow and prevent accidental displacement of tools or equipment.

In habitats designed for planetary surfaces, floor structures must also provide stability in partial gravity. Materials such as aluminum honeycomb panels are commonly used due to their high strength-to-weight ratio. These panels are integrated with vibration-dampening layers to reduce noise and mechanical stress caused by equipment operation. Modular floor designs, which include removable panels, allow access to utility conduits and storage compartments located beneath the surface, simplifying maintenance and upgrades.

Expandable modules represent a significant innovation in space habitat design, providing mechanisms that increase habitable volume without adding substantial launch mass. The BEAM is an example of this technology, using an inflation mechanism to deploy its structure once in orbit. BEAM's walls are made of layered soft goods, including Kevlar and Mylar, which provide structural integrity and radiation protection.

The inflation process involves controlled air pressurization, monitored by sensors to ensure even expansion and avoid structural stress. Once inflated, tensioning systems lock the module into its final shape, reinforcing the structure. This mechanism has proved successful in demonstrating how expandable modules can be safely deployed and used as part of space habitats.

8.9.1 Deployable Systems

Deployable systems are essential mechanisms in space habitats, designed to optimize functionality by transitioning from a compact launch configuration to fully operational states in orbit or on planetary surfaces. These systems address the constraints of launch vehicle capacity and mass while enabling critical operations such as power generation, thermal regulation, and communication. Space missions rely on precise engineering and innovative technologies to ensure deployable systems operate reliably and efficiently in the harsh conditions of space. This section explores a range of deployable systems, focusing on different examples that highlight their versatility and operational importance.

Deployable solar arrays provide the primary energy source for many space habitats. Unlike smaller systems, platforms like the Ultraflex Solar Arrays developed by Northrop Grumman are designed for missions requiring high power in a lightweight and compact form. These arrays feature a unique petal-like structure that folds tightly for launch and deploys into a circular array once in space. The Ultraflex design uses advanced composite materials and high-efficiency solar cells, allowing it to produce significant power relative to its size. These arrays are particularly suited for deep-space habitats, such as those envisioned for Martian surface missions, where maximizing power while minimizing mass is critical (Johnson & Carr, 2017).

The deployment of Ultraflex arrays involves a series of synchronized actuators that ensure the petals unfurl evenly, maintaining the structural integrity and optimal alignment of the cells. The lightweight nature of the materials and the high power output make these arrays ideal for extended missions where energy demands are significant.

Thermal management is crucial for maintaining stable temperatures in space habitats, and deployable radiators play a key role in this process. The Deployable Thermal Radiator (DTR) system, used on missions such as NASA's Orion spacecraft, demonstrates an innovative approach to thermal regulation. The DTR system employs flexible, foldable panels constructed from high-conductivity materials such as beryllium–aluminum alloys. These panels are coated with emissive materials that enhance heat dissipation into space.

The deployment mechanism for DTR systems uses motorized hinges and tensioning systems to unfold the panels smoothly. Advanced radiators like these are equipped with adaptive features, such as adjustable surface areas and pivot points, which allow them to optimize heat dissipation based on environmental conditions. This flexibility ensures effective thermal management in dynamic mission environments, such as those encountered during lunar orbit or transit to Mars (Li et al., 2020).

Expandable modules are deployable systems that significantly increase the available habitable volume of a space habitat. The **LIFE** Habitat concept developed by Sierra Space exemplifies this approach. Unlike rigid modules, the **LIFE** employs layered soft goods, such as Nextel ceramic fabric and reinforced polymer films, which are lightweight yet strong enough to withstand micrometeoroid impacts and radiation exposure (Wells & Madaras, 2017).

The deployment process of the **LIFE** involves inflation using an automated pressure system that fills the module with air or nitrogen gas. Pressure sensors and structural tensioning systems ensure even expansion and prevent over-inflation. Once deployed, the module provides a spacious and adaptable environment for crew living, working, or conducting scientific experiments. The inflatable lunar habitat (ILH) design includes integrated radiation shielding and modular attachment points for internal furnishings, demonstrating how deployable systems can enhance habitability without imposing significant launch mass constraints (Hinkle et al., 2008).

Communication systems in space habitats rely on deployable antennas to establish and maintain connections with other spacecraft, satellites, or mission control on Earth. The Mesh Reflector Antenna, developed by Harris Corporation (now L3Harris), is a prime example of a deployable

communication system. This antenna uses a collapsible mesh reflector that folds compactly for launch and deploys into a parabolic shape in space. The reflector is supported by a lightweight frame made from high-strength aluminum or titanium alloys.

The deployment mechanism for the Mesh Reflector Antenna involves motorized booms that extend the reflector frame and stretch the mesh into its operational configuration. Once deployed, the antenna offers high gain and precision, enabling effective communication over long distances. This type of antenna is critical for deep-space missions, such as those planned for the Lunar Gateway or Mars exploration, where robust and reliable data relay is essential.

For planetary habitats, deployable systems extend beyond traditional arrays and antennas to include modular structures that support surface operations. The Habitat Demonstration Unit (HDU) developed by NASA features deployable walls and ceilings that expand to create a functional habitat. The HDU employs lightweight aluminum panels reinforced with composite materials, allowing the structure to fold flat during transport and expand on the planetary surface.

The deployment mechanism of the HDU includes pneumatic actuators that lift and lock the panels into place. Integrated locking joints ensure the structural stability of the expanded habitat, even under the partial gravity of the Moon or Mars. These systems demonstrate how deployable mechanisms can enable rapid habitat construction and adaptability to diverse mission scenarios.

8.9.2 Floor Structures

Floor structures in space habitats serve multiple roles beyond simply providing a surface for movement. They are critical for stabilizing equipment, facilitating crew mobility, and housing utility systems such as wiring, plumbing, and air ducts. In microgravity environments, floor structures require features that enable astronauts to maintain stability and navigate efficiently, while on planetary surfaces, floors must also contend with partial gravity and provide vibration isolation for sensitive systems. The design of floor structures integrates lightweight materials, modular

systems, and adaptive features to ensure reliability and functionality in diverse mission environments.

In microgravity environments like the ISS, floors are designed to assist astronauts in moving through the habitat efficiently. Instead of traditional flat surfaces, microgravity floors incorporate tether points, handrails, and footholds to provide stability. These features are strategically placed along walkways and near workstations to ensure ease of movement and reduce the risk of accidental dislodgment of tools or equipment.

For example, aluminum tread plates used in ISS modules include recessed areas for securing footholds and Velcro straps for temporary attachment of small items. These design elements ensure that astronauts can carry out tasks while remaining anchored, which is critical for efficiency and safety.

Floors in space habitats often include removable panels that provide access to the utilities housed beneath them, such as power cables, air ducts, and fluid lines. Modular floor systems are constructed from lightweight materials, such as aluminum honeycomb panels, which combine high strength with minimal mass. These panels are designed for easy installation and removal, allowing maintenance crews to access hidden systems quickly and efficiently.

The use of modular systems is particularly valuable in habitats designed for long-duration missions, where routine inspections and repairs are necessary. For instance, the Lunar Gateway is expected to employ modular floor designs that integrate attachment points for modular payloads, enabling rapid reconfiguration based on mission needs.

Floor structures on planetary surfaces face the additional challenge of minimizing vibrations caused by equipment operation and crew movement. Vibrations can interfere with sensitive scientific instruments or create discomfort for the crew. To address this, floors are equipped with vibration-dampening layers made from elastomeric materials or shock-absorbing pads. These layers are placed between the structural base and the surface panels to absorb and dissipate mechanical energy.

NASA's HDU used vibration-isolating floor mounts to mitigate the effects of mechanical stress on equipment during simulated lunar missions (NASA,

2013). Similar technologies are being developed for Martian habitats, where seismic activity may also need to be accounted for in floor designs.

Advancements in materials science are enabling the development of adaptive and smart flooring systems for space habitats. Piezoelectric materials, which generate electrical energy when subjected to mechanical stress, are being explored as a means of capturing energy from crew movements. These systems could contribute to the habitat's energy efficiency by converting everyday activities into usable power.

Additionally, smart floors equipped with embedded sensors can monitor stress, temperature, or weight distribution in real time. These sensors provide valuable data for managing the habitat's internal environment and can alert crews to potential structural issues. For example, a sensor array embedded in the floor could detect and localize a microcrack, allowing for timely repairs before the issue escalates.

Floor structures designed for planetary surfaces must also account for the unique challenges of operating in partial gravity environments like the Moon or Mars. Abrasive regolith, which can accumulate on surfaces, presents a significant design consideration. Antistatic coatings and dust-resistant materials are incorporated into floor designs to prevent regolith from adhering to surfaces and interfering with systems.

On the Moon, where gravity is approximately one-sixth that of Earth, floor panels must balance stability and flexibility to accommodate shifting loads caused by crew movement or equipment placement. Similar considerations apply to Mars, where the higher gravity compared to the Moon still requires specialized designs to maintain operational stability.

8.9.3 Hatches

Hatches in space habitats are essential mechanisms that allow for safe and secure passage between different sections of the habitat or between the habitat and external environments. These mechanisms must maintain the pressure integrity of the habitat, withstand repeated use, and operate reliably under the extreme conditions of space. In addition to providing access, hatches are integral to supporting safety protocols, such as isolating sections of the habitat during emergencies or enabling EVAs. Advanced

materials, sealing technologies, and automated systems ensure that hatches perform these functions with precision and durability.

Hatches in space habitats are constructed using lightweight yet robust materials such as titanium, aluminum alloys, or stainless steel. These materials are chosen for their ability to endure the stress of repeated pressurization and depressurization cycles while minimizing mass. The structural frame of the hatch is often reinforced to withstand impacts from micrometeoroids or debris, ensuring long-term reliability in space environments (Jones et al., 2017).

The sealing mechanisms of hatches play a critical role in maintaining pressure integrity. Multilayered gaskets made from silicone-based elastomers or fluoroelastomers are commonly used for their ability to retain flexibility and provide airtight seals even under extreme temperature fluctuations. These gaskets are further reinforced with redundant sealing systems, ensuring the hatch remains operational even if one layer is compromised (Litteken et al., 2020).

One of the most complex applications of hatches is in airlocks, which serve as transitional spaces for astronauts conducting EVAs. Airlock hatches, such as those used on the Quest Joint Airlock aboard the ISS (Figure 8.7), are designed to handle large pressure differentials between the habitat interior and the vacuum of space. These hatches are equipped with dual redundant seals and manual override systems to ensure safety during operations (Stromgren et al., 2023).

The hatch mechanism in airlocks typically includes a combination of motorized actuators and manual locking systems. Actuators control the precise opening and closing of the hatch, while manual systems allow astronauts to secure the hatch during power failures or emergencies. Sensors integrated into the system continuously monitor the integrity of the seals and the alignment of the hatch, providing real-time feedback to the crew (Litteken et al., 2020).

OPENING HATCH
"NORM"
"OFF"
WARNING
UNLATCHED
EQUALIZE
LATCHED

Figure 8.7 Crew Lock Hatch in the Airlock Quest.

Source: NASA/Public Domain

Future airlock hatches, particularly those designed for lunar or Martian habitats, will incorporate additional features to address challenges such as abrasive regolith. Dust-resistant seals and self-cleaning mechanisms are being developed to prevent contamination of the habitat's internal systems. Magnetic or electrostatic fields may also be employed to repel dust particles before they reach the seals (Stromgren et al., 2023).

Integrating automation and smart technologies into hatch systems enhances their functionality and reliability. Automated hatches are equipped with motorized locking and unlocking mechanisms, controlled by onboard computers or remote operators. These systems enable rapid and precise operation, which is critical during high-stakes scenarios such as emergency evacuations or EVA preparations.

Smart hatches incorporate advanced sensors to monitor pressure levels, temperature, and seal integrity in real time. These sensors can detect minor leaks or misalignments and alert the crew before issues escalate. For example, the Lunar Gateway is expected to feature smart hatches that provide automated diagnostics and remote control capabilities, enabling mission operators to manage access points from Earth or another spacecraft.

For habitats on the Moon or Mars, hatches must address unique challenges such as partial gravity, regolith infiltration, and increased radiation exposure. Surface hatches are typically constructed with additional insulation and radiation shielding to protect against harsher conditions compared to LEO. Dust mitigation technologies, such as flexible polymer seals and anti-static coatings, are integrated into the design to minimize wear caused by abrasive particles.

Some proposed hatch designs for Martian habitats include integrated vestibules that allow astronauts to clean or remove regolith from their suits before entering the main habitat. These vestibules may feature automated cleaning systems, such as air jets or electrostatic brushes, to ensure that the interior remains free of contaminants.

Hatches in space habitats are critical for safety and must be designed to operate reliably under emergency conditions. In the event of a fire, hull

breach, or system failure, hatches can be used to isolate affected sections of the habitat, protecting the crew and limiting damage. Emergency hatches are equipped with manual override systems that allow for operation even in the absence of power.

Additionally, hatches may include visual and tactile indicators to guide astronauts during low-visibility conditions. Features such as illuminated seal edges, pressure readouts, and color-coded handles ensure that hatches can be quickly and safely operated in emergencies.

8.10 GUIDANCE, NAVIGATION, AND CONTROL (GNC)

Guidance, Navigation, and Control (GNC) systems are critical to the operation of space habitats, ensuring they maintain their position, orientation, and trajectory in space or on planetary surfaces. These systems integrate advanced sensors, actuators, and control algorithms to perform essential tasks such as station-keeping, docking, collision avoidance, and alignment with power or communication systems. GNC systems must function reliably under extreme conditions, including microgravity, radiation exposure, and thermal fluctuations while ensuring the safety and sustainability of long-duration missions. As habitats venture further into deep space, the sophistication and autonomy of GNC systems become increasingly vital (Moghaddam & Chhabra, 2021).

Core Components of GNC Systems

GNC systems rely on a suite of advanced components that work together to provide precise control over a habitat's movement and orientation. These include:

Inertial Measurement Units (IMUs): IMUs consist of gyroscopes and accelerometers that measure rotational and linear motion, providing critical data on the habitat's orientation and acceleration. This data serves as the foundation for maintaining stability and executing precise maneuvers.

Star Trackers: Star trackers are high-resolution optical devices that determine the habitat's orientation by capturing images of stars and comparing them to an onboard catalog. These devices offer unparalleled

accuracy and are essential for deep-space missions where GPS signals are unavailable (Yakimenko & Jann, 2015).

Reaction Control Systems (RCS): RCS thrusters use small bursts of propellant to adjust the habitat's position and orientation. These systems are indispensable for fine-tuning maneuvers, such as docking or station-keeping, and are often integrated with autonomous control algorithms for real-time adjustments.

Reaction Wheels and Control Moment Gyroscopes (CMGs): Reaction wheels are motorized devices that use the conservation of angular momentum to adjust the habitat's orientation without expending fuel. CMGs, often used for larger habitats, provide more significant torque for reorienting the structure during major maneuvers.

LIDAR and Optical Sensors: LIDAR systems and optical cameras are employed for proximity sensing and docking operations. These sensors enable the habitat to detect and respond to nearby objects, ensuring safe and accurate positioning (Croft et al., 2008).

Station-keeping refers to the process of maintaining a habitat's designated orbit or position. For space habitats in LEO, such as the ISS, atmospheric drag gradually decreases orbital altitude, requiring periodic reboost maneuvers to prevent reentry. The ISS accomplishes this using its GNC system, which combines GPS data, RCS thrusters, and IMU readings to calculate and execute precise maneuvers (Moghaddam & Chhabra, 2021).

For habitats in deep space, such as the Lunar Gateway, station-keeping involves maintaining complex orbits like the Near Rectilinear Halo Orbit (NRHO). This orbit requires continuous adjustments to counteract gravitational perturbations from the Earth and Moon. The Gateway will rely on advanced GNC technologies, including star trackers and solar radiation pressure sensors, to ensure stability while conserving fuel. These systems allow the habitat to remain in position for docking and other operations critical to lunar exploration.

Docking and rendezvous are some of the most technically demanding operations managed by GNC systems. These maneuvers involve aligning and connecting two spacecraft with precise positioning and velocity control. Autonomous GNC systems, such as those used by the SpaceX Dragon and

Boeing CST-100 Starliner, leverage LIDAR, cameras, and IMU data to achieve docking without human input. These systems analyze the relative position and velocity of the approaching spacecraft and adjust using RCS thrusters and reaction wheels (Croft et al., 2008).

A notable example of autonomous docking success is the European Space Agency's Automated Transfer Vehicle (ATV), which used infrared sensors and LIDAR to dock with the ISS. The ATV's GNC system calculated real-time adjustments, ensuring a smooth and collision-free docking process. Future habitats, such as the Lunar Gateway, will require even more advanced docking capabilities to accommodate multiple visiting spacecraft, including crewed landers and resupply modules.

Collision avoidance is a critical function of GNC systems, particularly in crowded orbital environments where space debris poses a significant risk. Habitats like the ISS receive regular collision alerts from ground-based tracking systems, such as the United States Space Surveillance Network. When debris is projected to come within a dangerous proximity, the ISS performs a Debris Avoidance Maneuver (DAM) using its GNC system.

The DAM process begins with precise calculations based on radar and optical tracking data. The GNC system then activates RCS thrusters to adjust the habitat's orbit, ensuring a safe distance from the debris. This maneuver must balance the need for safety with the conservation of limited propellant resources. Future habitats are expected to integrate onboard debris detection systems, such as optical telescopes and radar arrays, to improve situational awareness and enable faster response times.

On planetary surfaces, GNC systems shift focus from orbital maneuvers to ground-based operations. These systems must account for gravity, uneven terrain, and environmental factors like dust storms or temperature extremes. Navigation on the Moon or Mars often relies on LIDAR, stereo cameras, and inertial navigation to provide real-time mapping and positioning.

For example, proposed habitats for Mars may use GNC systems to autonomously adjust their alignment with solar arrays or communication satellites. These habitats may also employ robotic vehicles equipped with GNC technologies to transport supplies, build infrastructure, or perform maintenance tasks. The integration of GNC systems into surface operations enhances the habitat's self-sufficiency and adaptability.

The next generation of GNC systems is being developed to enhance autonomy, precision, and efficiency. AI and machine learning algorithms are being integrated into GNC systems to enable predictive analytics and adaptive control. These technologies allow habitats to optimize station-keeping maneuvers, predict debris trajectories, and execute autonomous docking with minimal human oversight.

Redundant and distributed GNC architectures are also becoming a standard for ensuring mission resilience. By using multiple independent systems, habitats can maintain functionality even if a primary component fails. For instance, a distributed network of sensors and actuators can provide overlapping data, ensuring continuous operation during anomalies.

Another area of innovation is the development of hybrid propulsion systems, which combine traditional thrusters with advanced ion propulsion. These systems offer precise control while significantly reducing fuel consumption, making them ideal for long-duration missions to the Moon, Mars, or beyond.

8.11 RADIATION

Radiation is one of the most critical challenges facing space exploration, affecting both human health and the longevity of habitat systems. Unlike Earth, which is protected by a thick atmosphere and a magnetic field that shields its surface from most ionizing radiation, space environments expose astronauts and spacecraft to a spectrum of high-energy particles. Understanding the types of radiation encountered in space and developing robust countermeasures is essential for ensuring the safety and sustainability of long-duration missions to the Moon, Mars, and beyond.

Space radiation can be broadly categorized into three main types: GCRs, SPEs, and trapped radiation belts. Each poses unique challenges due to its origin, energy levels, and potential biological and material impacts.

Galactic Cosmic Rays (GCRs):

GCRs are high-energy particles originating from outside our solar system, likely produced by supernovae and other astrophysical phenomena. They consist mainly of protons (~85%), alpha particles (helium nuclei, ~10%),

and heavier nuclei such as iron and nickel (~5%). These particles travel at nearly the speed of light and carry extremely high energies, capable of penetrating deep into matter (Simonsen et al., 2020).

Characteristics: GCRs are isotropic, meaning they come from all directions in space. Their intensity varies with the solar cycle, being higher during solar minimum (when the Sun's magnetic activity is weaker) and lower during solar maximum (when increased solar wind deflects some cosmic rays).

Risks to Humans: GCRs can penetrate shielding and body tissues, causing damage to DNA and increasing the risk of cancer, cardiovascular diseases, and central nervous system (CNS) effects. Heavy ions in GCRs, such as iron nuclei, are particularly damaging due to their high mass and charge, which amplify their biological impact.

Risks to Systems: GCRs can degrade materials and electronic systems through a process called single-event effects (SEEs), such as memory bit flips, latch-ups, or component failures.

Solar Particle Events (SPEs):

SPEs are bursts of high-energy particles, primarily protons, emitted by the Sun during solar flares and coronal mass ejections (CMEs). Unlike the steady background radiation from GCRs, SPEs occur sporadically and are more intense, although their effects are typically short-lived (Desai & Giacalone, 2016).

Characteristics: SPEs are directional, often emanating along the Sun's magnetic field lines. The particle energy spectrum includes low-energy protons, which are easier to shield against, and a smaller fraction of high-energy protons that can penetrate spacecraft walls and affect crew health.

Risks to Humans: SPEs pose an acute threat of radiation sickness, especially if astronauts are caught unshielded during an event. Symptoms can include nausea, fatigue, and hematopoietic effects such as reduced blood cell production.

Risks to Systems: SPEs can cause radiation-induced degradation in solar panels, sensors, and communication systems. They can also temporarily overwhelm spacecraft electronics with high-energy protons.

Trapped Radiation Belts:

The Earth's magnetic field captures charged particles, creating the Van Allen radiation belts, which consist of two primary zones: the inner belt (dominated by protons) and the outer belt (dominated by electrons). While these belts are less relevant to deep-space habitats, they are significant for missions in LEO or passing through these regions (Spence et al., 2013).

Characteristics: The inner belt extends from approximately 1000 to 12,000 kilometers above Earth, while the outer belt ranges from 13,500 to 58,000 kilometers. The intensity of these belts varies with geomagnetic storms and solar activity.

Risks to Humans: Prolonged exposure in the belts can increase radiation doses for astronauts in LEO habitats like the ISS, though this is mitigated by shielding and Earth's partial protection.

Risks to Systems: Satellites and spacecraft traversing these belts face increased radiation exposure, leading to cumulative damage to electronic components, solar cells, and thermal coatings.

Secondary Radiation:

In addition to primary radiation sources, secondary radiation is generated when high-energy particles interact with shielding materials, habitat structures, or the human body. For example:

Neutron Generation: When GCRs or SPEs strike shielding materials, secondary neutrons are produced, which can penetrate deep into tissues and cause additional biological damage.

Bremsstrahlung X-Rays: High-energy electrons decelerating in dense materials generate X-rays, which can contribute to the overall radiation dose.

Each type of space radiation presents unique challenges that require tailored mitigation strategies. GCRs, due to their high energy and penetrative ability, are the most difficult to shield against, while SPEs demand real-time monitoring and contingency plans to protect astronauts.

Shielding:

Passive Shielding: Materials like polyethylene, water, and regolith provide effective protection by attenuating high-energy particles. Regolith-based shielding is particularly advantageous for lunar or Martian habitats.

Active Shielding: Magnetic or electric fields are being explored to deflect charged particles. These systems aim to replicate Earth's magnetosphere on a smaller scale, though challenges with power and mass persist.

Monitoring and Alerts:

Advanced radiation monitoring systems, such as dosimeters and spectrometers, are integrated into spacecraft and suits to provide real-time data on radiation levels.

Space weather forecasting systems, including those operated by NOAA and NASA, predict solar activity and issue warnings for SPEs, allowing astronauts to seek shelter in shielded areas.

Biological Countermeasures:

Antioxidants like vitamin E and selenium are being studied for their potential to reduce oxidative stress caused by radiation.

Pharmaceuticals targeting DNA repair mechanisms, or mitigating inflammation, are under development to counteract the biological effects of radiation exposure.

Operational Strategies:

Mission planners minimize exposure by scheduling EVAs during periods of low solar activity and designing habitats with heavily shielded storm shelters for SPE protection.

8.11.1 Radiation Effects on Humans

Radiation exposure is one of the most significant risks for astronauts during space missions, particularly for those venturing beyond LEO where Earth's magnetic field no longer offers protection. The absence of natural shielding exposes astronauts to GCRs, SPEs, and secondary radiation, each posing distinct risks to human health. This section elaborates on the specific biological and physiological impacts of radiation on the human body, detailing its effects on DNA, the CNS, the cardiovascular system, and the hematopoietic system.

8.11.1.1 DNA Damage and Cancer Risks

Radiation-induced DNA damage is a primary concern for astronauts, as ionizing radiation directly interacts with cellular molecules, causing strand breaks and base modifications. High-energy particles from GCRs and SPEs penetrate tissues, disrupting the genetic material within cells. Unlike other forms of environmental stress, radiation generates clusters of DNA damage that are difficult for the cell to repair. These uncorrected errors can lead to mutations during cell division, driving the development of cancers such as leukemia, lung cancer, and gastrointestinal cancers (Suman et al., 2020).

The risk of radiation-induced cancer increases with the duration of exposure and depends on the energy and type of radiation encountered. For example, heavy ions in GCRs, such as iron and silicon nuclei, produce densely ionizing tracks that cause severe damage compared to protons or photons. Astronauts on long-duration missions, such as those planned for Mars, may face cumulative exposure that significantly elevates their lifetime cancer risk. NASA's guidelines for permissible radiation exposure are carefully designed to minimize this risk by setting career dose limits based on age and sex.

Efforts to mitigate DNA damage include pharmacological interventions aimed at enhancing DNA repair pathways or reducing oxidative stress caused by radiation. For instance, antioxidants such as vitamins C and E, selenium, and flavonoids are being studied for their potential to neutralize free radicals generated during radiation exposure. Ongoing research is exploring the use of radioprotective drugs, such as amifostine, to safeguard astronauts' cellular integrity during prolonged space travel.

Additionally, new biomonitoring tools are under development to track DNA damage in real time. These technologies, including biosensors and wearable dosimeters, can measure radiation exposure at the cellular level, providing actionable data for medical interventions. This approach is critical for missions beyond the Moon, where immediate medical assistance is unavailable, and proactive health management becomes a necessity.

8.11.1.2 Central Nervous System (CNS) Impacts

Radiation exposure in space has significant implications for the CNS, potentially leading to cognitive deficits and long-term neurological damage.

High-energy particles, especially those from GCRs, can penetrate the blood–brain barrier and induce inflammation in neural tissues. This inflammation disrupts normal neuronal function, leading to impairments in memory, attention, and problem-solving abilities. Animal studies simulating space radiation exposure have demonstrated reduced neurogenesis and synaptic plasticity, highlighting the vulnerability of the brain to radiation (Parihar et al., 2020).

One of the most concerning findings in CNS studies is the potential for radiation to accelerate neurodegenerative diseases such as Alzheimer's and Parkinson's. High doses of ionizing radiation are believed to cause chronic oxidative stress and damage to mitochondria in neurons, triggering processes that mimic the pathophysiology of these diseases. For astronauts on multiyear missions, such as those planned for Mars, this risk underscores the importance of proactive monitoring and protective strategies.

Behavioral changes, including increased anxiety and reduced social interaction, have also been observed in animal models exposed to space-like radiation environments. These effects could impact crew dynamics and decision-making during critical mission phases. To address this, NASA and other space agencies are exploring pharmacological countermeasures, including neuroprotective agents and anti-inflammatory drugs, to reduce the impact of radiation on brain function.

Future spacecraft and habitats will likely integrate advanced shielding specifically designed to protect the CNS. Materials rich in hydrogen, such as polyethylene and borated plastics, have shown promise in reducing the penetration of heavy ions that contribute to neural damage. These efforts, combined with real-time radiation monitoring and therapeutic interventions, aim to preserve cognitive function and mental health for astronauts on long-duration missions.

8.11.1.3 Cardiovascular Risks

Radiation exposure poses a significant risk to the cardiovascular system, with high-energy particles causing damage to the endothelial cells that line blood vessels. This damage initiates inflammation and oxidative stress, leading to atherosclerosis—a condition characterized by the hardening and narrowing of arteries. Over time, this process increases the risk of heart

attacks, strokes, and other cardiovascular events, particularly for astronauts exposed to elevated radiation levels during extended missions.

Studies on astronauts who participated in lunar missions, such as those in the Apollo program, have suggested an increased incidence of cardiovascular disease compared to astronauts who remained in LEO. The findings highlight the potential long-term impact of deep-space radiation exposure on heart health. While the data sample is small, it underscores the need for ongoing cardiovascular monitoring and the development of protective measures for future missions (Delp et al., 2016).

Countermeasures to protect cardiovascular health include dietary interventions and pharmacological treatments aimed at reducing inflammation and oxidative stress. Omega-3 fatty acids, antioxidants, and statins are being investigated for their potential to mitigate radiation-induced vascular damage. Exercise regimens tailored to maintain cardiovascular fitness in microgravity are also essential for reducing the cumulative effects of radiation and inactivity.

Shielding strategies play a crucial role in reducing cardiovascular risks. Placing heavily shielded sleeping quarters and exercise areas within habitats provides astronauts with periodic protection from radiation. Additionally, active shielding technologies, such as electromagnetic fields, are being explored to deflect charged particles away from the habitat, further reducing radiation exposure to the cardiovascular system.

8.11.1.4 Bone Marrow and Hematopoietic Effects

The hematopoietic system, responsible for producing blood cells, is highly sensitive to radiation. Bone marrow, the site of hematopoiesis, contains rapidly dividing cells that are particularly vulnerable to ionizing radiation. Exposure can damage or destroy these cells, leading to conditions such as anemia (low red blood cell count), leukopenia (reduced white blood cell count), and thrombocytopenia (low platelet count). These effects compromise oxygen transport, immune response, and blood clotting, increasing the risk of infections and internal bleeding (Almeida–Porada et al., 2018).

Solar particle events (SPEs) present a significant risk of acute radiation exposure, which can cause hematopoietic syndrome if astronauts are

unprotected. This condition is characterized by the rapid depletion of bone marrow cells, requiring medical intervention to restore blood cell production. While habitats are equipped with storm shelters designed to shield astronauts from SPEs, the effectiveness of these measures depends on early detection and timely evacuation.

Long-term exposure to lower doses of radiation also impacts the hematopoietic system by inducing chronic changes in blood cell composition and function. Prolonged suppression of bone marrow activity can lead to immunosuppression, increasing the vulnerability to infections and delaying recovery from injuries. To counteract these effects, space agencies are exploring therapies that stimulate bone marrow recovery, including growth factors such as erythropoietin (EPO) and granulocyte colony-stimulating factor (G-CSF).

Real-time monitoring of blood cell counts and bone marrow activity during missions will be essential for managing hematopoietic health. Wearable biosensors and portable diagnostic devices are being developed to track these parameters noninvasively, enabling early detection of hematological abnormalities and timely interventions.

8.11.2 Radiation Dose Limits and Shielding Requirements

Radiation dose limits and shielding requirements are fundamental to protecting astronauts from the harmful effects of ionizing radiation during space missions. These measures are guided by extensive research on radiation exposure and its biological effects, ensuring that astronauts can perform their duties without exceeding acceptable health risks. As human missions extend beyond LEO to the Moon, Mars, and beyond, the development of effective shielding technologies and adherence to stringent dose limits will be crucial to mission success and crew safety.

Radiation Dose Limits

Radiation dose limits are established to minimize the risk of cancer, cardiovascular disease, and other radiation-induced health effects over an astronaut's lifetime. NASA and other space agencies set dose limits based on recommendations from organizations like the National Council on

Radiation Protection and Measurements (NCRP) and the International Commission on Radiological Protection (ICRP).

Career Dose Limits: Career limits vary depending on the astronaut's sex, age at first exposure, and mission duration. NASA sets a maximum permissible career dose limit ranging from 600 to 1200 millisieverts (mSv) for male astronauts and 400 to 800 mSv for female astronauts. These limits account for the increased radiation sensitivity of female reproductive organs and breast tissue.

Annual Dose Limits: For shorter missions, such as those on the ISS, NASA caps annual radiation exposure at 500 mSv. This limit reflects the lower radiation levels experienced in LEO compared to deep space.

Mission-Specific Limits: Long-duration missions to the Moon or Mars require mission-specific dose thresholds to address higher radiation exposure. For instance, a Mars mission could expose astronauts to cumulative doses exceeding 1000 mSv, necessitating robust countermeasures to mitigate risks.

To contextualize these values, the average annual radiation dose on the Earth is approximately 2.4 mSv, primarily from natural background sources. Space missions expose astronauts to levels hundreds or thousands of times higher, making dose limits and shielding a cornerstone of mission planning (Sinclair, 2004).

Shielding Principles

Shielding serves as the primary line of defense against space radiation, reducing exposure by attenuating high-energy particles before they reach the habitat interior or the crew. Effective shielding designs balance radiation protection with weight constraints, as excessive mass increases launch costs and limits payload capacity.

Material Selection:

Hydrogen-Rich Materials: Hydrogen is highly effective at scattering and absorbing high-energy protons and heavy ions. Polyethylene, a hydrogen-rich polymer, is widely used in shielding applications. It is lightweight, structurally stable, and capable of attenuating GCRs and secondary neutrons.

Water: Water is another excellent shielding material due to its hydrogen content. It serves dual purposes in space habitats, acting as a radiation shield while supporting life support systems for drinking, hygiene, and oxygen production.

Metallic Alloys: Aluminum and titanium are commonly used for structural shielding. While less effective at blocking GCRs compared to hydrogen-rich materials, these metals provide essential mechanical strength and protect against micrometeoroid impacts.

Multilayer Shielding: Multilayered designs enhance protection by combining materials with complementary properties. For instance, a typical shield might include:

Outer Layer: Aluminum for structural support and impact resistance.

Middle Layer: Polyethylene to absorb high-energy particles.

Inner Layer: Boron-rich compounds to capture secondary neutrons generated by particle interactions.

Regolith-Based Shielding: On planetary surfaces, local materials such as regolith can be used as natural shielding. Lunar and Martian regolith are effective at attenuating radiation due to their density and availability. For example, NASA's Artemis program is exploring 3D-printing technologies to construct regolith-based walls and domes around habitats, reducing reliance on Earth-supplied materials.

Shielding against GCRs remains a significant challenge due to their high energy and ability to penetrate materials. While hydrogen-rich polymers and water provide effective attenuation, they do not completely block GCRs, leading to the generation of secondary radiation within the shield itself. Secondary particles, such as neutrons and gamma rays, can pose additional risks to crew health (Tripathi et al., 2008).

For SPEs, temporary shelters with enhanced shielding are incorporated into habitat designs. These “storm shelters” typically use layered polyethylene or water tanks to provide rapid protection during high-radiation events. Early warning systems, including solar observatories and onboard radiation monitors, allow crews to take shelter during SPEs.

Deep-space missions also face weight and volume constraints, necessitating lightweight and efficient shielding materials. Advancements in materials science, such as hydrogenated boron nitride nanotubes (BNNTs) and graphene composites, are being explored for their potential to enhance radiation protection while minimizing mass.

Active Shielding Technologies

Active shielding technologies represent a promising alternative to passive materials, aiming to deflect or neutralize incoming radiation using magnetic or electric fields. These systems mimic Earth's magnetosphere, which protects the planet from charged particles.

Magnetic Shielding: High-strength superconducting magnets could generate magnetic fields around a spacecraft, deflecting charged particles away from the crew. While effective in theory, challenges include power requirements, system mass, and potential interference with onboard electronics.

Plasma Shielding: Plasma clouds generated by ionized gases could be used to absorb or scatter radiation. This approach is still in the experimental stage but offers a potential solution for lightweight, adaptive shielding.

While active shielding technologies are not yet viable for near-term missions, ongoing research aims to overcome their technical and operational challenges.

Radiation dose limits and shielding requirements are being integrated into the design of next-generation spacecraft and habitats. The Orion capsule, for example, incorporates a multilayer shield with hydrogen-rich materials and aluminum alloys to protect astronauts during deep-space missions. Similarly, the Lunar Gateway will include dedicated radiation shelters and innovative shielding technologies to support long-term lunar exploration.

For Mars missions, developing hybrid shielding systems that combine passive materials with active fields is a priority. These systems must balance protection against GCRs and SPEs with the constraints of mass, power, and operational complexity. Additionally, mission planners are exploring strategies such as optimizing travel trajectories to minimize radiation exposure during transit.

8.11.3 Radiation Analysis

Radiation analysis is a cornerstone of space mission planning and habitat design, providing the foundation for developing effective shielding and operational strategies. The process involves detailed modeling of the space radiation environment, simulating how radiation interacts with shielding materials and biological systems, and conducting real-time monitoring during missions. These analyses are critical for predicting exposure levels, minimizing health risks to astronauts, and ensuring the integrity of sensitive systems. With the increasing complexity of long-duration missions to the Moon, Mars, and beyond, radiation analysis must integrate advanced tools, experimental validation, and adaptive strategies to meet evolving challenges.

Predictive modeling forms the basis of radiation analysis, leveraging historical data, observational inputs, and theoretical physics to simulate space radiation environments. For example, NASA's On-Line Tool for the Assessment of Radiation in Space (OLTARIS) is widely used to model radiation interactions with shielding materials and human tissues. This tool incorporates comprehensive data on GCRs, SPEs, and secondary radiation, allowing engineers to evaluate dose rates and optimize shielding designs (Sandridge et al., 2011). Space weather forecasting systems, such as those supported by the Solar and Heliospheric Observatory (SOHO), further enhance these models by predicting SPE intensity and timing, providing mission planners with actionable insights to mitigate radiation risks. These predictive capabilities are especially valuable for missions in deep-space environments, where exposure levels are higher and more variable than in LEO.

Monte Carlo simulations play a pivotal role in radiation analysis by providing detailed insights into particle interactions and energy deposition. These probabilistic methods track the trajectories of radiation particles as they pass through shielding materials, calculating scattering, absorption, and the production of secondary radiation. Monte Carlo tools, such as GEANT4 and FLUKA, allow researchers to test various shielding configurations and geometries, optimizing designs without the need for extensive physical experiments. These simulations are particularly valuable for addressing the challenges posed by high-energy GCRs, which can

penetrate traditional shielding materials and generate secondary particles that amplify radiation exposure within habitats.

Experimental validation complements predictive modeling by testing shielding materials and configurations under controlled conditions. Particle accelerators, such as the NASA Space Radiation Laboratory (NSRL), simulate space radiation by generating high-energy protons, heavy ions, and secondary particles. These facilities enable researchers to measure how radiation interacts with materials, validate the performance of multilayer shielding systems, and refine computational models. Anthropomorphic phantoms filled with tissue-equivalent materials and embedded sensors are also used to study dose distributions in human tissues, providing critical data for understanding organ-specific radiation risks. Space-based experiments, such as ESA's Matroshka project, further validate these findings by exposing phantoms to real radiation conditions outside the ISS, ensuring that ground-based models align with in-space realities.

Real-time monitoring systems provide continuous radiation measurements during missions, enabling dynamic responses to changing environmental conditions. Onboard instruments such as dosimeters and spectrometers measure radiation flux, particle energy, and dose accumulation, offering immediate insights into the radiation environment. For instance, the Radiation Assessment Detector (RAD) on NASA's Curiosity rover has provided valuable data on Mars' surface radiation, informing habitat design for future missions. Space weather sensors, including solar particle monitors and heliospheric imagers, enhance real-time analysis by detecting radiation spikes associated with SPEs. This capability allows astronauts to adapt their activities, such as seeking shelter in shielded areas or delaying EVAs, to minimize exposure.

Despite these advancements, radiation analysis faces ongoing challenges, particularly in accurately modeling the complex interactions of GCRs, SPEs, and secondary particles within habitats. Emerging technologies offer promising solutions, including distributed sensor networks that provide granular radiation data and adaptive shielding systems that dynamically adjust configurations based on real-time analysis. Machine learning algorithms are also being integrated into predictive models to improve the accuracy of solar activity forecasts and optimize shielding designs. As space agencies push the boundaries of exploration, radiation analysis will remain

a critical tool for ensuring the safety and success of human missions in the harsh environments of deep space.

8.12 EXTRAVEHICULAR ACTIVITY (EVA)

Extravehicular activity (EVA) refers to operations performed outside the confines of a spacecraft or habitat. EVAs are critical for a wide range of tasks, including spacecraft assembly, maintenance, repairs, scientific experiments, and planetary exploration. Conducting EVAs in the harsh space environment or on planetary surfaces requires specialized equipment, robust planning, and meticulous training to ensure astronaut safety and mission success. With advancements in EVA technology, missions are becoming increasingly ambitious, extending capabilities beyond LEO to the Moon, Mars, and beyond.

The spacesuit, or extravehicular mobility unit (EMU), is a self-contained life-support system that protects astronauts from the vacuum of space, extreme temperatures, radiation, and micrometeoroids. Modern spacesuits are designed to provide mobility, safety, and comfort, enabling astronauts to perform complex tasks in challenging environments.

Spacesuits consist of multiple layers, each serving a specific purpose. The innermost layer, a liquid cooling and ventilation garment (LCVG), regulates body temperature by circulating chilled water through a network of tubes. The pressure garment layer maintains internal pressure to counteract the vacuum of space, while the outermost layers protect against micrometeoroid impacts and thermal extremes. Materials like Kevlar and Mylar enhance durability and protection.

The portable life support system (PLSS) on the suit's back provides oxygen for breathing, removes carbon dioxide, and regulates humidity and temperature within the suit. Advanced suits, such as NASA's Exploration Extravehicular Mobility Unit (xEMU), include enhanced mobility features, such as bearings at the joints and improved glove dexterity, allowing astronauts to perform precise tasks even in reduced-gravity environments like the Moon or Mars (Davis & Meginnis, 2019).

Specialized tools and equipment are essential for performing tasks during EVAs. These tools are designed for ease of use in microgravity and must

function reliably under extreme conditions. Common EVA tools include pistol-grip drills, tether systems, and cutting devices for cables and debris.

Pistol-Grip Tools: These multipurpose power tools feature interchangeable heads for loosening bolts, cutting wires, or applying torque. The tools are equipped with adjustable settings and are designed for operation with gloved hands.

Robotic Assistants: EVA activities increasingly rely on robotic systems to support astronauts. For example, the Canadarm2 on the ISS serves as a robotic arm to position astronauts, transport large equipment, and conduct inspections. Future missions, such as those planned for the Lunar Gateway, will integrate advanced robotic assistants capable of performing autonomous tasks or collaborating with crew members during EVAs (Kennedy, 2011).

Tethers and Restraints: Safety is paramount during EVAs, and astronauts use tether systems to remain connected to the spacecraft. Retractable tethers, foot restraints, and handrails ensure stability and prevent accidental drifting.

Scientific Instruments: For planetary exploration, EVA tools include ground-penetrating radar, soil samplers, and spectrometers to analyze surface composition. These instruments provide critical data for understanding planetary environments and identifying potential resources.

8.12.1 Operational Challenges

EVAs present a range of challenges that require meticulous planning and execution. Microgravity environments introduce unique difficulties, as astronauts must navigate and work without the anchoring force of gravity. Simple tasks, such as turning a wrench or holding a tool steady, can require significant effort due to Newton's third law, where every action has an equal and opposite reaction.

Extreme temperatures are another challenge, with surfaces in space fluctuating between −250°F in shadow and 250°F in direct sunlight. Spacesuits provide insulation and thermal regulation, but extended exposure can still strain systems and reduce efficiency. Radiation exposure during EVAs also poses risks, particularly during SPEs. Missions incorporate real-

time space weather monitoring to minimize exposure and ensure astronauts can retreat to safety if necessary.

On planetary surfaces, reduced gravity environments, such as the Moon's one-sixth gravity or Mars' one-third gravity, create additional complexities. Astronauts must adapt their movements and tools to compensate for altered weight and inertia. Uneven terrain and abrasive regolith further complicate operations, requiring specialized footwear, dust-resistant joints, and enhanced filtration systems in life-support units.

8.12.2 Advancements in EVA Technology

Recent advancements in EVA technology aim to expand capabilities and improve safety. Spacesuits are becoming lighter, more flexible, and better suited for long-duration use. NASA's xEMU, designed for the Artemis program, features modular components for easier maintenance and customization. The suit's increased mobility allows astronauts to perform a broader range of tasks, such as climbing steep lunar craters or collecting fragile samples.

Robotic systems are also transforming EVA operations. Autonomous drones equipped with cameras and sensors can scout ahead during planetary exploration, identifying hazards or mapping terrain. On Mars, robotic rovers with manipulator arms may work alongside astronauts, reducing their workload and exposure to risks. AI-powered systems can analyze mission data in real time, providing recommendations or adjusting equipment settings to optimize performance.

Future EVA technologies may include AR interfaces integrated into helmet visors, providing astronauts with visual overlays of mission objectives, tool instructions, and environmental data. These systems could streamline complex operations, enhance situational awareness, and reduce reliance on voice communication with mission control.

8.12.3 Training and Preparation

Thorough training is essential for ensuring the success of EVAs. Astronauts spend hundreds of hours practicing tasks in neutral buoyancy labs, such as NASA's Neutral Buoyancy Laboratory (NBL), which simulates microgravity using large water tanks. These facilities include full-scale

mockups of spacecraft and habitats, enabling astronauts to rehearse missions in a controlled environment.

Virtual reality (VR) technology further enhances training, allowing astronauts to simulate planetary EVAs and practice using new tools and equipment. VR scenarios can replicate diverse environments, such as lunar craters or Martian dust storms, preparing astronauts for the unexpected. Psychological preparation is also a key component, as EVAs require focus, problem-solving, and teamwork under pressure.

Extravehicular activity (EVA) is an essential capability for space exploration, enabling astronauts to perform critical tasks beyond the confines of spacecraft and habitats. From advanced spacesuit designs and specialized tools to robotic assistants and real-time monitoring systems, EVA technology continues to evolve, enhancing efficiency and safety. As humanity prepares for lunar bases and Mars missions, innovations in EVA systems will play a pivotal role in overcoming the challenges of operating in extreme environments.

8.13 INTRA-VEHICULAR ACTIVITY (IVA)

Intra-vehicular activity (IVA) refers to all operations and activities performed inside a spacecraft or habitat, forming the backbone of daily life and mission-critical functions in space. These activities include scientific research, system maintenance, personal care, and communication with mission control. IVA is central to ensuring that space missions run smoothly while maintaining crew safety, health, and efficiency. The success of IVA depends on thoughtful habitat design, advanced technologies, and well-structured operational protocols. As humanity moves toward longer-duration missions, such as establishing lunar bases or exploring Mars, IVA systems must evolve to address increasingly complex requirements and environments.

NASA has established comprehensive standards to ensure the safety, efficiency, and well-being of crew members during IVA. Key considerations and definitions based on these standards include:

Ergonomic Design: Workstations, controls, and living spaces must be designed to accommodate the range of human body sizes and capabilities,

ensuring comfort and reducing fatigue during prolonged missions. This includes adjustable seating, reachable controls, and adequate lighting.

Environmental Control and Life Support Systems (ECLSS): Systems responsible for maintaining air quality, temperature, humidity, and pressure within the habitat must function reliably to support human life. Regular monitoring and maintenance are essential to prevent malfunctions that could jeopardize crew health.

Safety Protocols: Comprehensive safety procedures must be in place to address potential hazards such as fire, depressurization, and exposure to toxic substances. This includes the availability of emergency equipment, clear evacuation routes, and regular crew training on emergency response.

Radiation Protection: Adequate shielding and operational protocols are required to minimize crew exposure to cosmic radiation and SPEs. This involves using materials with high hydrogen content for shielding and implementing safe operational timelines.

Communication Systems: Reliable communication channels must be maintained between the crew and mission control, as well as within the spacecraft, to ensure effective coordination and response to any issues. This includes redundant systems to prevent communication loss.

Human Factors Engineering: Designs should consider human cognitive and physical capabilities, ensuring that interfaces are intuitive, controls are accessible, and information displays are clear to reduce the likelihood of human error.

Maintenance and Repair: Equipment and systems should be designed for ease of maintenance, with accessible components and standardized tools to facilitate repairs by the crew during the mission.

Psychological Support: Measures to support mental health, such as providing recreational activities, private communication with family, and opportunities for relaxation, are vital for maintaining crew morale and performance.

Nutritional and Medical Care: Provision of balanced nutrition and medical supplies, along with the capability to address medical emergencies, is essential for sustaining crew health over long-duration missions.

Training and Simulation: Comprehensive training programs, including simulations of IVA scenarios, prepare crew members for routine operations and emergency situations, enhancing their readiness and confidence.

The layout and design of a space habitat are foundational to enabling efficient IVA. Habitats are divided into distinct zones to separate operational functions, such as workspaces, sleeping quarters, and storage areas, minimizing disruptions and enhancing productivity. For instance, the ISS features designated modules for research (Destiny Laboratory), living quarters, and exercise equipment (Columbus module). This zoned approach prevents noise and activity in one area from interfering with tasks in another, fostering a balanced workflow. Modular configurations further optimize space usage; adjustable workstations, retractable shelves, and foldable tables enable habitats to adapt to varying mission needs. For example, modular payload racks in the ISS can be customized to accommodate different experiments or equipment setups, maximizing the utility of limited interior volume.

Advanced technologies play a critical role in supporting IVA by automating routine tasks, providing real-time diagnostics, and streamlining communication. Automated environmental monitoring systems, equipped with sensors for temperature, humidity, air quality, and carbon dioxide levels, operate continuously to maintain optimal living conditions. These systems reduce the crew's workload and ensure swift identification of anomalies. AR is increasingly integrated into IVA systems to enhance task execution. AR-enabled headsets, like those used in NASA's ISS HoloLens experiments, display procedural guides, system diagnostics, and real-time data overlays directly in astronauts' fields of vision. This technology has proven invaluable for complex repairs, allowing astronauts to follow step-by-step visual instructions while keeping their hands free. Another breakthrough is the use of robotic assistants like Astrobee, a free-flying robotic helper on the ISS that performs tasks such as inventory management and system inspections, freeing astronauts to focus on more critical activities.

Effective communication is a cornerstone of IVA, enabling seamless coordination within the crew and with mission control. Habitats are equipped with internal intercoms, portable communication devices, and

advanced telemetry systems to ensure that critical information flows without interruption. For example, during the repair of the Alpha Magnetic Spectrometer on the ISS, real-time communication between astronauts and Earth-based experts was vital for the success of the intricate operation. Collaborative platforms further enhance IVA efficiency, enabling crews to share logs, experimental data, and schedules in real time. Digital twins—virtual replicas of the habitat's systems—are also being adopted to simulate maintenance tasks and predict system performance. These virtual models allow astronauts and mission control to troubleshoot issues collaboratively, ensuring that repairs are carried out with precision and minimal downtime.

Maintaining the crew's physical and mental health is a top priority for IVA, particularly during long-duration missions where isolation and confinement can take a toll. Exercise is essential to counteract the effects of microgravity, such as muscle atrophy and bone density loss. Habitats are equipped with compact exercise devices, such as treadmills secured with harnesses and resistance machines like NASA's ARED. These systems allow astronauts to maintain their fitness levels without compromising the limited interior space. Mental health is supported through recreational activities, such as VR simulations, creative pursuits, and social interactions via video calls with family and friends. For example, astronauts on the ISS have used VR headsets to simulate Earth-like environments, such as walking through forests or by the ocean, helping to alleviate stress and reduce feelings of isolation.

The importance of training for IVA tasks cannot be overstated. Astronauts undergo extensive preparation to ensure that they can operate independently and respond effectively to emergencies. Simulated habitats, such as those at NASA's NBL, replicate the spatial constraints and systems of spacecraft, allowing astronauts to practice repairs, scientific experiments, and routine operations. VR training programs further enhance this preparation by immersing astronauts in realistic scenarios, including fire response, toxic leak management, and equipment failure recovery. These simulations prepare crews for the unpredictable challenges of space missions. For example, cross-training ensures that every crew member can perform multiple roles, such as operating life support systems or conducting medical procedures, increasing mission resilience in case of illness or incapacitation.

Intra-vehicular activity is the cornerstone of mission success, encompassing the diverse tasks necessary to sustain life and achieve operational objectives inside a habitat. From innovative habitat designs and advanced technologies to robust communication systems and comprehensive training, IVA systems continue to evolve to meet the demands of modern space exploration. These advancements not only enhance the efficiency and safety of missions but also support the well-being of astronauts as humanity embarks on longer and more ambitious journeys into space.

REFERENCES

Akisheva, Y., & Gourinat, Y., 2021. Utilisation of moon regolith for radiation protection and thermal insulation in permanent lunar habitats. *Applied Sciences*, 11, pp. 3853. https://doi.org/10.3390/app11093853.

Almeida–Porada, G., Rodman, C., Kuhlman, B., Brudvik, E., Moon, J., George, S., Guida, P., Sajuthi, S., Langefeld, C., Walker, S., Wilson, P., & Porada, C., 2018. Exposure of the bone marrow microenvironment to simulated solar and galactic cosmic radiation induces biological bystander effects on human hematopoiesis. *Stem Cells and Development*, 27 18, pp. 1237–1256. https://doi.org/10.1089/scd.2018.0005.

Begag, R., White, S., Fesmire, J., & Johnson, W., 2011. Hybrid Aerogel–MLI Insulation System Performance Studies for Cryogenic Storage in Space Applications. *MRS Proceedings*, 1306. https://doi.org/10.1557/OPL.2011.88.

Beukers, A., Mölder, O., & Vermeeren, C., 2000. Inflatable structures in space engineering. *Journal – International Association for Shell and Spatial Structures*, 41, pp. 177–190.

Borrego, M.A., Walker, M.L., Richardson, T., Urban, A., Owens, A., Wood, D., & Ternes, M., 2023. Evolution of the Next Exploration Toilet through Human-in-the-Loop (HITL) Testing. 52nd International Conference on Environmental Systems, Ottawa, Canada. ICES-2023–195.

Brainard, G., Coyle, W., Ayers, M., Kemp, J., Warfield, B., Maida, J., Bowen, C., Bernecker, C., Lockley, S., & Hanifin, J., 2013. Solid–state lighting for the International Space Station: Tests of visual performance and melatonin regulation. *Acta Astronautica*, 92, pp. 21–28. https://doi.org/10.1016/J.ACTAASTRO.2012.04.019.

Calle, C., Chen, A., Immer, C., Csonka, M., Hogue, M., Snyder, S., Rogriquez, M., & Margiotta, D., 2010. *Dust Removal Technology Demonstration for a Lunar Habitat*. https://doi.org/10.2514/6.2010–8606.

Caraccio, A., Poulet, L., Hintze, P., & Miles, J., 2014. *Investigation of Bio–Regenerative Life Support and Trash–to–Gas Experiment on a 4–Month Mars Simulation Mission*.

Chebbo, L., Gultekin, M., Bazzi, A., Tomastik, R., Pattipati, K., Vaccino, L., Azimi, M., & Lund, A., 2023. Modeling and Operation of Microgrids for Deep Space Habitats Under Environmental Disturbances. 2023 IEEE Power and Energy Conference at Illinois (PECI), pp. 1–5. 10.1109/PECI57361.2023.10197727.

Christiansen, E., Nagy, K., Lear, D., & Prior, T., 2006. Space Station MMOD shielding. *Acta Astronautica*, 65, pp. 921–929. https://doi.org/10.1016/J.ACTAASTRO.2008.01.046.

Cohen, M., 2012. *Mockups 101: Code and Standard Research for Space Habitat Analogues*. 10.2514/6.2012–5153.

Colozza, A., George, P., Gambrell, R., & Chapman, C., 2013. Overview of the Habitat Demonstration Unit Power System Integration and Operation at Desert RATS 2010.

Croft, J., Deily, J., Hartman, K., & Weidow, D., 2008. Technology initiatives for the autonomous guidance, navigation, and control of single and multiple satellites, AIP Conference Proceedings, 420, pp. 141–146. 10.1063/1.54768.

Davis, K., & Meginnis, I., 2019. Space Radiation and Its Effects on Astronauts: Evidence–Based Risk Assessment and Management

Strategies. *NASA Technical Reports Server*. https://ntrs.nasa.gov/citations/20190027581

Delp, M., Charvat, J., Limoli, C., Globus, R., & Ghosh, P., 2016. Apollo lunar astronauts show higher cardiovascular disease mortality: Possible deep space radiation effects on the vascular endothelium. *Scientific Reports*, 6. https://doi.org/10.1038/srep29901.

Desai, M., & Giacalone, J., 2016. Large gradual solar energetic particle events. *Living Reviews in Solar Physics*, 13. https://doi.org/10.1007/S41116–016–0002–5.

ESA, 2020. CDF STUDY REPORT MOON VILLAGE Conceptual Design of a Lunar Habitat. http://esamultimedia.esa.int/docs/cdf/Moon_Village_v1.1_Public.pdf.

Gernhardt, M.L., 2019. Deep Space Habitability Design Guidelines Based on the Evaluation of Spaceflight Operations. NASA Technical Report, National Technical Reports Server.

Giacomelli, G., Furfaro, R., Kacira, M., Patterson, L., Story, D., Boscheri, G., Lobascio, C., Sadler, P., Pirolli, M., Remiddi, R., Thangavelu, M., & Catalina, M., 2012. *Bio–regenerative life support system development for Lunar/Mars habitats*. https://doi.org/10.2514/6.2012–3463.

Grindle, A., 2010. A technical, financial, and policy analysis of the RAMSES RFID inventory management system for NASA's International Space Station: Prospects for SBIR/STTR Technology Infusion.

Hinkle, J., Dixit, A., Lin, J., Whitley, K., Watson, J., & Valle, G., 2008. *Design Development and Testing for an Expandable Lunar Habitat*. https://doi.org/10.2514/6.2008–7634.

Holden, K., Boyer, J., Ezer, N., Holubec, K., Sándor, A., & Stephens, J., 2013. Human Factors in space vehicle design. *Acta Astronautica*, 92, pp. 110–118. https://doi.org/10.1016/J.ACTAASTRO.2012.10.020.

Howe, S., 2014. Workstation Designs for a Cis–Lunar Deep Space Habitat. AIAA SPACE 2014 Conference and Exposition. 10.2514/6.2014–4196.

Hung, A., & Howe, A., 2003. *A Kit–of–Parts Approach to Pressure Vessels for Planetary Surface Construction*. https://doi.org/10.2514/6.2003–6281.

Johnson, L., & Carr, J., 2017. Deployable Propulsion and Power Systems for Solar System Exploration. https://ntrs.nasa.gov/citations/20170003413.

Jones, T., Doggett, W., Warren, J., Watson, J., Shariff, K., Makino, A., & Yount, B., 2017. *Non–Axisymmetric Inflatable Pressure Structure (NAIPS) Full–Scale Pressure Test*. https://doi.org/10.2514/6.2017–0854.

Kaul, R., Barghouty, A., & Dahche, H., 2004. Space radiation transport properties of polyethylene-based composites. *Annals of the New York Academy of Sciences*, 1027. https://doi.org/10.1196/annals.132.013.

Kennedy, K., 2011. *NASA Habitat Demonstration Unit Project – Deep Space Habitat Overview*. https://doi.org/10.2514/6.2011–5020.

Li, Y., Wei, J., & Dai, L., 2020. Structural design and dynamic analysis of new ultra–large planar deployable antennas in space with locking systems. *Aerospace Science and Technology.* https://doi.org/10.1016/j.ast.2020.106082.

Litteken, D., Shariff, K., Calderon, D., Sico, M., Gaytán, C., & O'Donnell, M., 2020. Design of a Microgravity Hybrid Inflatable Airlock. 2020 IEEE Aerospace Conference, pp. 1–17. 10.1109/AERO47225.2020.9172313.

Loehr, J., Lee, S., English, K., Sibonga, J., Smith, S., Spiering, B., & Hagan, R., 2011. Musculoskeletal adaptations to training with the advanced resistive exercise device. *Medicine and Science in Sports and Exercise*, 43 1, pp. 146–56. https://doi.org/10.1249/MSS.0b013e3181e4f161.

Mason, L., 2018. A Comparison of Energy Conversion Technologies for Space Nuclear Power Systems. 2018 International Energy Conversion Engineering Conference. 10.2514/6.2018–4977.

Massa, G., Simpson, M., Newsham, G., Stutte, G., & Wheeler, R., 2013. Plant Atrium System for Food Production in NASA's Deep Space Habitat Tests. 43rd International Conference on Environmental Systems. 10.2514/6.2013–3359.

Mercer, C., Jankovsky, A., Reid, C., Miller, T., & Hoberecht, M., 2013. *Energy Storage Technology Development for Space Exploration*. https://doi.org/10.2514/6.2010–8709.

Metcalf, J., Carrasquillo, R., Bagdigian, B., & Peterson, L., 2011. *Environmental Control and Life Support (ECLS) Integrated Roadmap Development*.

Moghaddam, B., & Chhabra, R., 2021. On the guidance, navigation and control of in–orbit space robotic missions: A survey and prospective vision. *Acta Astronautica*. https://doi.org/10.1016/J.ACTAASTRO.2021.03.029.

Molfese, C., Scaccabarozzi, D., Saggin, B., & Popa, C., 2021. Smart solar panels for space applications. *2021 International Conference on Electrical, Computer and Energy Technologies (ICECET)*, pp. 1–6. 10.1109/ICECET52533.2021.9698709.

Mora, M., Mahnert, A., Koskinen, K., Păuşan, M., Oberauner-Wappis, L., Krause, R., Perras, A., Gorkiewicz, G., Berg, G., & Moissl–Eichinger, C., 2016. Microorganisms in confined habitats: Microbial monitoring and control of intensive care units, operating rooms, cleanrooms and the international space station. *Frontiers in Microbiology*, 7. https://doi.org/10.3389/fmicb.2016.01573.

NASA, 2009. *NASA–STD–6016 Standard Materials and Processes Requirements for Spacecraft*. NASA Technical Reports Server. https://ntrs.nasa.gov/citations/20090037321

NASA, 2009. *Handbook for Designing MMOD Protection*. NASA Technical Reports Server. https://ntrs.nasa.gov/citations/20090010053

NASA, 2011, Strength design and verification criteria for glass, Ceramics, and Windows in Human Space Flight Applications, STD–5018, National Aeronautics and Space Administration.

NASA, 2013. *NASA Habitat Demonstration Unit (HDU) Deep Space Habitat Analog*. NASA Technical Reports Server. https://ntrs.nasa.gov/citations/20150007877

NASA, 2014. *STD–3001 Human Integration and Design Handbook (HIDH)*. National Aeronautics and Space Administration.

NASA, 2017. *NASA Requirements for Ground–Based Pressure Vessels and Pressurized Systems (PVS)*. NASA Technical Reports Server. https://ntrs.nasa.gov/citations/20170008497

Ohanian, O., Garg, N., & Castellucci, M., 2017. Integrated fiber optic structural health sensors for inflatable space habitats, 10172. 10.1117/12.2260106.

Parihar, V., Angulo, M., Allen, B., Syage, A., Usmani, M., De La Chapelle, E., Amin, A., Flores, L., Lin, X., Giedzinski, E., & Limoli, C., 2020. Sex–specific cognitive deficits following space radiation exposure. *Frontiers in Behavioral Neuroscience*, 14. https://doi.org/10.3389/fnbeh.2020.535885.

Payra, S., & Paradiso, J., 2022. Artemis Removable–Canister Waste Accumulation System & Handler (ARC–WASH): A Portable Modular Space Lavatory. 2022 IEEE Aerospace Conference (AERO), pp. 1–12. 10.1109/AERO53065.2022.9843484.

Perchonok, M., Cooper, M., & Catauro, P., 2012. Mission to Mars: Food production and processing for the final frontier. *Annual Review of Food Science and Technology*, 3, pp. 311–30. https://doi.org/10.1146/annurev–food–022811–101222.

Pickett, M., Roberson, L., Calabria, J., Bullard, T., Turner, G., & Yeh, D., 2020. Regenerative water purification for space applications: Needs, challenges, and technologies towards 'closing the loop'. *Life Sciences in Space Research*, 24, pp. 64–82. https://doi.org/10.1016/j.lssr.2019.10.002.

Pu, Z., Zhang, G., Hassanpour, A., Zheng, D., Wang, S., Liao, S., Chen, Z., & Sun, S., 2021. Regenerative fuel cells: Recent progress, challenges, perspectives and their applications for space energy system. *Applied*

Energy, 283, pp. 116376. https://doi.org/10.1016/j.apenergy.2020.116376.

Reitz, B., Lotz, C., Gerdes, N., Linke, S., Olsen, E., Pflieger, K., Sohrt, S., Ernst, M., Taschner, P., Neumann, J., Stoll, E., & Overmeyer, L., 2021. Additive manufacturing under lunar gravity and microgravity. *Microgravity Science and Technology*, 33. https://doi.org/10.1007/s12217–021–09878–4.

Rismanchi, B., Mousavi, S., Kachalov, A., Sánchez, P., Martínez, Ú., & Ezquerro, J., 2023. Preliminary design of a space habitat thermally controlled using phase change materials. *Thermo*. https://doi.org/10.3390/thermo3020014.

Rojdev, K., O'Rourke, M., Hill, C., Nutt, S., & Atwell, W., 2014. Radiation effects on composites for long–duration lunar habitats. *Journal of Composite Materials*, 48, pp. 861 – 878. https://doi.org/10.1177/0021998313479416.

Rucker, M., Hoffman, S., Andrews, A., & Watts, K., 2018. Advantages of a Modular Mars Surface Habitat Approach. 2018 AIAA SPACE and Astronautics Forum and Exposition. 10.2514/6.2018–5102.

Sandridge, C., Blattnig, S., Norman, R., Slaba, T., Walker, S., & Spangler, J., 2011. On–Line Tool for the Assessment of Radiation in Space — Deep space mission enhancements. 2011 Aerospace Conference, pp. 1–7. 10.1109/AERO.2011.5747248.

Schwanbeck, E., & Dalton, P., 2019. International Space Station Lithium–ion Batteries for Primary Electric Power System. 2019 European Space Power Conference (ESPC), pp. 1–1. 10.1109/espc.2019.8932009.

Simon, M., & Toups, L., 2014. *Innovation in Deep Space Habitat Interior Design: Lessons Learned From Small Space Design in Terrestrial Architecture*. https://doi.org/10.2514/6.2014–4474.

Simonsen, L., Slaba, T., Guida, P., & Rusek, A., 2020. NASA's first ground–based Galactic Cosmic Ray Simulator: Enabling a new era in space radiobiology research. *PLoS Biology*, 18. https://doi.org/10.1371/journal.pbio.3000669.

Sinclair, W. K., 2004. Space radiation risk management: Operational experience and mitigation measures. *NASA Technical Reports Server*. https://ntrs.nasa.gov/citations/20040112706

Spence, B.R., et al.., 2018. "International Space Station (ISS) Roll-Out Solar Array (ROSA) Spaceflight Experiment Mission and Results," 2018 IEEE 7th World Conference on Photovoltaic Energy Conversion (WCPEC) (A Joint Conference of 45th IEEE PVSC, 28th PVSEC & 34th EU PVSEC), Waikoloa, HI, USA, 2018, pp. 3522-3529, doi: 10.1109/PVSC.2018.8548030.

Spence, H., Reeves, G., Baker, D., Blake, J., Bolton, M., Bourdarie, S., Chan, A., Claudepierre, S., Clemmons, J., Cravens, J., Elkington, S., Fennell, J., Friedel, R., Funsten, H., Goldstein, J., Green, J., Guthrie, A., Henderson, M., Horne, R., Hudson, M., Jahn, J., Jordanova, V., Kanekal, S., Klatt, B., Klatt, B., Larsen, B., Li, X., MacDonald, E., Mann, I., Niehof, J., O'Brien, T., Onsager, T., Salvaggio, D., Skoug, R., Smith, S., Suther, L., Thomsen, M., & Thorne, R., 2013. Science Goals and Overview of the Radiation Belt Storm Probes (RBSP) Energetic Particle, Composition, and Thermal Plasma (ECT) Suite on NASA's Van Allen Probes Mission. *Space Science Reviews*, 179, pp. 311 – 336. https://doi.org/10.1007/s11214–013–0007–5.

Stromgren, C., Burke, C., Cho, J., Rucker, M., & Garcia–Robles, M., 2020. Defining the required net habitable volume for long–duration exploration missions. *ASCEND* 2020. https://doi.org/10.2514/6.2020–4032.

Stromgren, C., Lynch, C., Burke, C., Cho, J., & Mary, N., 2023. Evaluating Extravehicular Activity Access Options for a Lunar Surface Habitat. 2023 IEEE Aerospace Conference, pp. 1–7. 10.1109/AERO55745.2023.10115984.

Suman, S., Jaruga, P., Dizdaroglu, M., Fornace, A., & Datta, K., 2020. Heavy ion space radiation triggers ongoing DNA base damage by downregulating DNA repair pathways. *Life Sciences in Space Research*, 27, pp. 27–32. https://doi.org/10.1016/j.lssr.2020.07.001.

Taylor, Z., 2020. A study of space bathroom design. *Acta Astronautica*, 174, pp. 55–60. https://doi.org/10.1016/J.ACTAASTRO.2020.04.027.

Tripathi, R., Wilson, J., & Youngquist, R., 2008. Electrostatic space radiation shielding. *Advances in Space Research*, 42, pp. 1043–1049. https://doi.org/10.1016/J.ASR.2007.09.015.

Valle, G., Litteken, D., & Jones, T., 2019. Review of Habitable Softgoods Inflatable Design, Analysis, Testing, and Potential Space Applications. AIAA Scitech 2019 Forum. https://doi.org/10.2514/6.2019–1018.

Vercellino, T., Christenson, D., Morse, S., Kubista, K., Wilson, D., Jackson, W., & Morse, A., 2011. *Biological and Physical Polishing of a Space Based Waste Stream*. https://doi.org/10.2514/6.2011–5144.

Walker, J., & Granjou, C., 2017. MELiSSA the minimal biosphere: Human life, waste and refuge in deep space. *Futures*, 92, pp. 59–69. https://doi.org/10.1016/J.FUTURES.2016.12.001.

Wells, N., & Madaras, E., 2017. The Potential for Health Monitoring in Expandable Space Modules: The Bigelow Expandable Activity Module on the ISS. *Structural Health Monitoring–an International Journal*. https://doi.org/10.12783/shm2017/13861.

Whitmire, A., Leveton, L., Broughton, H., Basner, M. and Kearney, A., 2014. Minimum acceptable net habitable volume for long–duration exploration missions subject matter expert consensus session report (No. JSC–CN–32284).

Wieland, P., 2005. *Designing For Human Presence in Space: An Introduction to Environmental Control and Life Support Systems (ECLSS)*.

Yakimenko, A. Oleg, & T. Jann, T., 2015. Guidance, *Navigation and Control*. https://doi.org/10.2514/5.9781624101960.0391.0528.

Zabel, P., Bamsey, M., Schubert, D., & Tajmar, M., 2016. Review and analysis of over 40 years of space plant growth systems. *Life Sciences in Space Research*, 10, pp. 1–16. https://doi.org/10.1016/j.lssr.2016.06.004.

OceanofPDF.com

Chapter 9
Defining Habitat Functional Design Features

This chapter addresses the essential components required for the design and operation of space habitats that not only sustain life but also enhance operational efficiency, protect astronaut health, and support sustainability during long-duration missions. Organized into five key sections, the chapter integrates innovative engineering approaches with human-centric design principles to present a cohesive framework for developing functional and habitable space environments.

Structural Design and Materials Selection

Ensuring the structural safety and integrity of space habitats is paramount. Materials must withstand the vacuum of space, micrometeoroid impacts, and radiation while remaining lightweight to optimize launch and assembly feasibility. NASA's structural standards emphasize advanced materials with high strength-to-weight ratios, capable of managing static and dynamic loads, as well as long-term durability under extreme conditions (*NASA-STD-5001B*, 2022).

Interior Layout and Configuration

Efficient and adaptable interior layouts are critical for maintaining crew productivity and well-being. Modular and reconfigurable spaces, as highlighted in NASA's habitability standards, maximize functional adaptability and ensure task efficiency. The arrangement of work, rest, and recreational areas also incorporates psychological comfort through the careful design of visual and spatial elements (*NASA-STD-3001 Volume 2*, 2022).

Deployment Mechanisms and Interfaces

Deploying habitat modules in space requires precise and fail-safe systems. NASA guidelines focus on reliable deployment technologies, including robotic systems and automated docking mechanisms, designed to ensure seamless assembly and alignment in microgravity. These mechanisms

undergo rigorous testing for dynamic forces and operational robustness (*NASA-STD-5002A*, 2022).

Radiation Protection Strategies

Radiation poses one of the most significant challenges to space habitation. NASA mandates comprehensive shielding techniques, including passive methods, such as polyethylene barriers, and innovative active systems like electromagnetic fields. Monitoring systems continuously assess exposure, ensuring safety during prolonged missions (*NASA-STD-3001 Volume 1*, 2022).

Interfaces and Controls

The usability of space habitat systems depends on accessible and reliable interfaces. NASA emphasizes simplicity and redundancy in control systems, ensuring they are easy to operate under diverse conditions. Robust human–machine interface designs prioritize crew usability and ensure the reliable management of life support, thermal, and communication systems (*NASA-STD-5018*, 2022).

9.1 STRUCTURAL DESIGN AND MATERIAL SELECTION

In space habitat construction, the choice of materials and the design approach must address several critical factors, including the extreme temperatures of space, radiation exposure, mechanical stresses during launch and landing, and the long-term effects of microgravity on structural integrity. Materials must be carefully selected for their mechanical properties, such as strength, elasticity, and fatigue resistance, as well as for their thermal and radiation shielding capabilities.

Furthermore, the structural design must optimize the habitat's spatial configuration to support the well-being and operational needs of its occupants. This includes considerations for the habitat's modularity, scalability, and adaptability to different missions and environments. Engineers and designers must employ innovative construction techniques and joinery methods that can be effectively implemented in the challenging conditions of space.

The ultimate goal is to develop space habitats that can sustain human life safely and comfortably while minimizing the costs and risks associated with their construction and maintenance through integrating advanced materials and smart design strategies.

9.1.1 Lightweight and High-Strength Materials

In the quest to develop resilient and efficient structures for space habitats, sandwich materials have emerged as a groundbreaking solution. These materials leverage layered configurations to provide superior strength-to-weight ratios, adaptability, and impact resistance, making them ideal for the unique challenges of outer space. The integration of advanced core and face sheet combinations allows for the optimization of mechanical properties while maintaining lightweight characteristics, a critical factor in space exploration.

Sandwich materials are highly valued in space habitat construction for their ability to provide exceptional mechanical properties while minimizing weight—an essential factor for launch and deployment. These materials typically consist of two strong, stiff face sheets bonded to a lightweight core. This configuration allows the structure to endure high stresses on the surface while maintaining flexibility and low density in the core (Figure 9.1).

Common Components of Sandwich Materials

Face Sheets:

Typically made of metals (e.g., aluminum, titanium), composites (e.g., carbon fiber-reinforced polymers), or advanced polymers.

Figure 9.1 Aerogel Posts Sandwiched Polymer Matrix Composite Panels.

Source: NASA / Public Domain

Provide structural rigidity, tensile strength, and resistance to external forces, including impacts and vibrations.

Core Materials:

Foam Cores: Polyurethane, polystyrene, or other lightweight foams are used for thermal insulation and energy absorption.

Honeycomb Cores: Made from aluminum or aramid (e.g., Nomex®), honeycomb structures offer exceptional stiffness-to-weight ratios and compressive strength.

Truss Cores: Composed of advanced composite or metallic lattice structures, these cores provide high strength and structural support with minimal mass.

Adhesives:

High-performance adhesives are critical for bonding face sheets to the core. These adhesives must withstand extreme temperatures and radiation in space.

9.1.2 Innovative Sandwich Materials

MAdFlex for Deployable Structures: MAdFlex, a newly investigated sandwich material, exhibits dual behavior—stiffness when loaded in one direction and flexibility when loaded in another. This characteristic makes it particularly suitable for deployable and foldable structures in space habitats, where adaptability and robustness are required. The material's performance has been validated through numerical and experimental investigations, confirming its potential for space-oriented structures. Its application in a space habitat's main structure has demonstrated both the material's effectiveness and practicality for use in the challenging conditions of outer space (Frulla et al., 2022).

Hybrid Sandwich Structures: Hybrid sandwich structures, which combine the benefits of metallic and polymeric materials, are another innovative approach to optimizing material properties for space applications. These structures typically consist of metal sheets at the outer surfaces for maximum rigidity, with lightweight cores bonded in between. The design may also include composite or wood layers as intermediate layers to enhance impact resistance. This concept allows for the production of structures that can be manufactured using scalable methods suitable for large-scale production, making them economically feasible for extensive use in space habitats (Mamalis et al., 2008).

Spacer Fabric/Flexible Polyurethane Foam Composite Sandwiches: A novel composite sandwich that incorporates spacer fabric and flexible polyurethane foam has shown promising impact energy absorption properties, which are critical for protecting space habitats from micrometeoroids and other impact threats. These materials provide not only structural strength but also significant cushioning effects, enhancing the habitat's resistance to dynamic impacts (Wang et al., 2019).

9.1.2.1 High-Strength Fibers

In the development of space habitats, high-strength fibers play a pivotal role in achieving lightweight yet robust structures capable of withstanding the extreme demands of the space environment. These fibers, known for their superior tensile strength, modulus, and durability, provide essential support for both rigid and inflatable components of space habitats. By integrating advanced fibers into structural systems, engineers can enhance the performance and reliability of habitats, ensuring they meet the rigorous requirements of space missions.

This section explores several high-strength fiber materials that are shaping the future of space habitat construction, including carbon fiber composites, hybrid inflatable structures, polyimide fibers, and carbon nanotube (CNT) fibers. Each of these materials offers unique properties and applications, from maintaining dimensional stability under fluctuating temperatures to reinforcing inflatable habitats for long-term use. Together, these fibers represent the cutting edge of material science, enabling innovative solutions for the challenges of space habitation.

Carbon Fiber Composites for Structural Applications: Carbon fiber composites are favored in space habitat design for their high strength-to-weight ratio and excellent stiffness. These properties are crucial for structural components that need to maintain dimensional stability under the varying pressures and temperatures of space. Carbon fiber composites are used in the manufacture of frames for space cameras and other critical instruments, providing both lightness and high rigidity. Their application ensures that the equipment operates flawlessly under the stringent conditions of space missions (Guo et al., 2011).

Hybrid Inflatable Structures: The development of hybrid inflatable structures incorporates high-strength fibers with structural stiffeners, such as tape springs, to enhance the control and reliability of deployment. These hybrid systems address previous weaknesses in inflatable designs by providing increased stiffness once deployed and reducing the required inflation volume. This innovative approach has been shown to improve the structural integrity and operational reliability of inflatable space habitats (Walker et al., 2011).

Polyimide Fibers in Space Applications: Polyimide fibers are noted for their high strength and modulus, making them suitable for high-performance applications in space. These fibers are employed in critical areas of inflatable structures, where materials must withstand extreme environmental conditions and provide essential structural support. Their thermal stability and chemical resistance make polyimide fibers an excellent choice for reinforcing the critical areas of inflatable habitats, ensuring durability and structural integrity in space environments (Zhang et al., 2018).

Carbon Nanotube (CNT) Fibers for Enhanced Performance: Carbon nanotube fibers are being explored for their exceptional strength and toughness, which are ideal for the demanding conditions of space. These fibers are used in the development of new inflatable structures, where they contribute significantly to the load-bearing capacity while maintaining flexibility. CNT fibers offer a balance of strength and ductility that is critical for the success of inflatable space habitats, making them a potential game-changer for future designs (Sheng et al., 2017).

9.1.2.2 Bioinspired and Biomimetic Materials

Bioinspired and biomimetic materials replicate the structures and functions of biological systems, offering innovative solutions for the challenges of space habitation. These materials are designed to integrate the adaptability, strength, and efficiency observed in nature into advanced engineering applications. By mimicking natural processes, such as selective transport, self-assembly, and hierarchical structuring, these materials enhance the performance, resilience, and sustainability of space habitats.

This section highlights key advancements in bioinspired and biomimetic materials, including biomimetic membranes, hierarchical structures, and composites. Each material demonstrates unique properties, from superior durability and mechanical strength to environmental resistance, making them essential for constructing long-lasting and efficient habitats in space.

Biomimetic Membranes and Surfaces: Inspired by natural structures like cell membranes and lotus leaves, biomimetic membranes and surfaces have been developed for use in space habitats. These materials offer multifunctional properties such as selective transport, superior stability, and distinct adaptability, making them suitable for protective coatings and environmental shields in space structures. Their ability to mimic biological adhesion and self-assembly processes allows for innovative applications in habitat air and water purification systems (Zhao et al., 2014a).

Hierarchical Structures from Bioinspired Engineering: Utilizing the hierarchical structures found in natural materials such as spider silk and butterfly wings, bioinspired engineering has led to the development of materials with enhanced mechanical performance. These materials are designed to replicate the complex micro- and nano-structures of natural systems, providing significant strength and flexibility which are essential for the dynamic conditions of space. The integration of these designs in space habitat structures can lead to improvements in resilience and adaptability, critical for long-term missions (Sun & Bhushan, 2019).

Biomimetic Composites for Enhanced Durability: Bioinspired composites have been developed to enhance the durability and performance of materials used in space habitats. These composites often incorporate biomineralized components or complex protein structures that provide improved wear resistance and mechanical robustness. Such materials are ideal for structural applications where durability under mechanical stress and protection against environmental factors are paramount. The use of biomimetic composites in space habitat design not only improves the longevity of the structures but also reduces the need for frequent maintenance and repair (Zhao et al., 2014b).

9.1.3 Structural Integrity in Microgravity

Structural integrity in microgravity is a fundamental aspect of designing and maintaining space habitats. In these environments, traditional structural concepts must be rethought to ensure stability, safety, and functionality. Engineers and designers must tackle unique challenges such as the absence of gravitational load-bearing, extreme temperature fluctuations, and exposure to cosmic radiation. This requires innovative approaches to structural design, materials science, and construction techniques that can adapt to the dynamic conditions of space. The goal is to create structures that are robust yet flexible, capable of withstanding the stresses of launch, deployment, and long-term space exposure while providing a safe and habitable environment for astronauts.

Space structures must accommodate the absence of gravity by using designs that can withstand various loads without the stabilizing force of gravity. This requires materials and architectural structures that are inherently more flexible and adaptable than those used on Earth. The concept of “soft” nonrigid architecture is proposed, allowing for structures that can adapt to the changing needs of the space habitat without compromising safety or functionality

In microgravity, tensile structures can provide essential structural support with minimal mass. These structures, composed of cables or membranes under tension, are particularly suited to microgravity environments where compression-based structures are less effective. The design focuses on centralized tensile lattices that can be stressed by pneumatic enclosures, offering a scalable and efficient method to create large habitable spaces with controlled environmental conditions.

The International Space Station (ISS) serves as an exemplary model for understanding how structures behave in microgravity. The ISS's design minimizes accelerations from station drag, gravity gradients, and other mechanical disturbances, which is crucial for maintaining the microgravity conditions needed for various scientific experiments. This design approach provides valuable insights into how future space habitats can be engineered to ensure structural integrity while hosting sensitive scientific and biological research.

9.1.3.1 Flexible and Adaptive Structures

Flexible and adaptive structures are critical for addressing the unique demands of space habitats, where conditions are constantly changing. These designs integrate modularity, self-assembly, and hybrid control systems to enhance resilience and functionality. In microgravity, adaptive structures ensure stability and efficiency, compensating for the limitations of traditional construction methods and materials.

Key advancements include structures that adjust to microgravity, self-assembling modular systems that simplify construction, and hybrid control mechanisms that maintain stability during dynamic changes. These innovations provide the versatility needed for safe and sustainable habitation in space.

Adaptive Structures for Microgravity: Adaptive structures are designed to adjust to the lack of gravitational forces, making them suitable for the microgravity environment of space. These structures are typically modular, allowing for reconfiguration based on mission needs and spatial constraints. Their adaptability is critical for maintaining structural integrity and functionality in space, where traditional building techniques and materials may not perform adequately. Integrating advanced materials and smart design strategies facilitates the creation of living spaces that are not only safe and secure but also capable of evolving with mission demands (Akin, 2012).

Self-Assembling Modular Systems: Self-assembling systems offer a revolutionary approach to building space habitats. These systems use modular components that can autonomously assemble into predefined structures, greatly simplifying the construction process in space. Such technologies leverage robotics and automation to reduce human labor and minimize errors during assembly. The ability of these systems to adapt and reconfigure in response to environmental or operational changes makes them highly valuable for space habitat construction, where conditions can be unpredictable and resources are limited (Ekblaw & Paradiso, 2019).

Hybrid Control Systems for Dynamic Adaptation: Hybrid control systems that combine passive and active elements are critical for managing the dynamic behaviors of flexible structures in space. These systems are designed to adapt to the shifts in load and stress distribution caused by

changes in habitat configuration or external conditions. By actively monitoring and adjusting the structural parameters, these control systems help maintain the stability and integrity of space habitats, ensuring that they remain safe and functional throughout their operational life (Ohanian et al., 2017).

9.1.3.2 Structural Health and Monitoring Systems

Structural health and monitoring (SHM) systems are essential for maintaining the safety and functionality of space habitats over extended missions. These systems provide real-time data on the structural integrity of habitats, enabling the early detection of damage and proactive maintenance. Advanced SHM technologies are designed to address the unique challenges of space environments, such as extreme temperature variations, micrometeoroid impacts, and the use of lightweight yet durable materials.

Innovations in SHM include expandable sensor networks for comprehensive damage detection, fiber optic sensors tailored for inflatable structures, and hybrid nanocomposite sensors with exceptional sensitivity to strain and microfractures. These technologies ensure that space habitats remain secure and operational, offering a robust foundation for long-duration human presence in space.

Expandable Sensor Networks: Recent innovations have led to the development of expandable sensor networks that can be integrated into space habitats to provide comprehensive monitoring capabilities. These networks are designed to be flexible and conformable, allowing them to cover large surface areas without significantly adding to the weight or complexity of the structure. They are capable of detecting, locating, and assessing the severity of structural damage in both metallic and composite materials, which are commonly used in space habitats. This technology not only ensures the structural safety of habitats but also enhances their operational efficiency by enabling real-time monitoring and damage assessment (Bergman et al., 2017).

Fiber Optic Structural Health Sensors: For inflatable space habitats, which offer many advantages in terms of space efficiency and scalability, ensuring long-term structural integrity is a challenge. Fiber optic sensors, particularly those using Rayleigh backscatter combined with optical frequency domain

reflectometry, provide a high-resolution method to measure strain and detect damage within the habitat's structure. These sensors can pinpoint damage locations and assess the severity of structural changes, offering a valuable tool for ensuring the safety and durability of inflatable habitats (Ohanian et al., 2017).

Hybrid Nanocomposite Sensors: The use of hybrid nanocomposite sensors, composed of materials like carbon nanotubes and graphene platelets, represents a cutting-edge approach to SHM in space habitats. These sensors are highly sensitive to changes in structural integrity, including strain and the presence of damage such as microfractures or punctures from micrometeoroid impacts. Architecturally, integrating these sensors into the habitat's material layers—such as between outer protective shields and the internal living quarters—ensures comprehensive monitoring. The design must also consider electrical connectivity and data transmission paths for these sensors, integrating them into the habitat's overall power and data systems for efficient operation (Anees et al., 2017).

9.2 INTERIOR LAYOUT AND CONFIGURATION

The interior layout and configuration of space habitats are essential for supporting astronaut performance, safety, and well-being during extended missions. Effective design integrates human factors engineering with technical and operational needs, ensuring spaces are not only functional but also adaptable to varying mission demands. Modular and reconfigurable layouts allow for flexibility, accommodating changes in crew size, mission objectives, and equipment requirements. This adaptability is especially important given the constraints of living in confined environments.

In microgravity, traditional concepts of floors, walls, and ceilings are no longer applicable. Every surface becomes a potential workspace or storage area, requiring innovative approaches to spatial organization. Visual and tactile cues are incorporated to help astronauts orient themselves and avoid disorientation, ensuring seamless navigation throughout the habitat. These markers also delineate specific areas for work, rest, and leisure, promoting efficiency and reducing cognitive load.

Life support systems are integrated into the habitat's design, ensuring that air circulation, water recycling, and waste management systems operate effectively without interfering with crew activities. Equipment storage is designed to be compact and easily accessible, minimizing clutter while maximizing usable space. Emergency preparedness is a critical aspect, with layouts incorporating clear paths to safety equipment and escape routes to ensure quick response in critical situations.

To mitigate the psychological and physiological effects of prolonged space travel, interior designs incorporate elements that simulate Earth-like conditions. These include adjustable lighting to mimic natural day–night cycles, color schemes that evoke calming and familiar environments, and spaces dedicated to physical exercise and recreation. Together, these design features create a supportive and sustainable environment, enabling astronauts to perform effectively while maintaining their health and well-being over the course of their mission.

9.2.1 Ergonomics

Ergonomics plays a vital role in the design of space habitats, ensuring that the environment supports human health, safety, and performance in the demanding conditions of space travel. The absence of gravity requires a reimagining of traditional ergonomic principles to accommodate unique challenges such as microgravity-induced disorientation and altered body mechanics. Every aspect of the habitat's interior—ranging from the configuration of living and working spaces to the design of tools, equipment, and furniture—must be precisely tailored to the physical and psychological needs of the crew.

This requires a detailed understanding of human factors engineering to develop environments that minimize physical strain, reduce injury risks, and enhance overall efficiency. For instance, interfaces and controls must be easily accessible and operable in multiple orientations, while workstations should support a wide range of motion without inducing fatigue. The design also prioritizes the integration of adaptable systems that adjust to varying crew sizes and tasks, ensuring sustained comfort and productivity during long-duration missions. By addressing these challenges, ergonomic design in space habitats creates a safer, more functional, and more supportive

environment for astronauts navigating the complexities of space exploration.

Ergonomic Design and Microgravity Adaptation: Space habitats are designed with an acute focus on ergonomic principles to mitigate the challenges posed by microgravity. Furniture and workspaces are adaptable and multifunctional, accommodating various body positions and activities without the usual orientation cues like up and down. NASA's regulations emphasize minimizing physical strain through ergonomic assessments and adaptations to reduce the risk of musculoskeletal injuries and enhance operational efficiency. Modular design elements that can be reconfigured for different tasks or personal preferences are also essential, ensuring that these habitats can be adapted as mission parameters change or new ergonomic data becomes available (Chen et al., 2020).

Utilization of Space and Accessibility: The layout of living and working areas is strategically planned to maximize the use of space while ensuring accessibility and safety. Storage solutions are integrated into the structure to free up living areas, maintaining a clutter-free environment that is crucial for both mental well-being and physical safety. NASA standards require that all operational components be easily reachable in microgravity, which influences the design of storage units and equipment placement. Efficient space utilization also involves the deployment of retractable elements and foldable structures, which are used only when needed to preserve the open space for other activities (Simon & Wilhite, 2013).

Safety and Adaptability: Safety is paramount in the confined and isolated environment of a space habitat. The interior design incorporates safety features that comply with NASA's stringent requirements for emergency accessibility and hazard reduction. Materials used in interior constructions are chosen based on their fire resistance, toxicity levels, and off-gassing properties to ensure they do not pose a health risk. Moreover, the adaptability of space layouts allows for quick transformation of living areas into emergency zones if needed, ensuring that astronauts can respond to medical emergencies or other critical situations effectively (Nicogossian et al., 2016).

Optimizing Visual Environment: The design of visual interfaces in space habitats includes the strategic use of color and light to enhance visibility

and orientation. In microgravity, where traditional up and down orientations do not apply, color coding and specific lighting can help in defining spaces and guiding interactions. This is critical for ensuring that astronauts can quickly adapt to and navigate their surroundings efficiently. The visual design also includes the implementation of natural visual inputs to simulate Earth-like environments, which is important for the psychological well-being of the crew during long-duration missions (Schlacht & Birke, 2011).

Cognitive Considerations in Interface Design: Visual interfaces must also cater to the cognitive tasks astronauts perform, requiring designs that minimize cognitive load while maximizing situation awareness and decision-making efficiency. This involves the integration of cognitive ergonomics to ensure that the interface layout, information presentation, and interaction modalities are aligned with human cognitive capacities and limitations. Interfaces are designed to provide clear, concise information that is easy to access and understand, even under the stressful conditions of space operations (Filippis et al., 2014).

A cognitive task analysis helps in identifying the specific information that needs to be presented through visual interfaces to support decision-making processes effectively. This approach ensures that interfaces are not only user-friendly but also aligned with the cognitive workflows of astronauts, enhancing overall mission performance and safety (Zhang & Parsons, 2023).

Augmented Reality for Enhanced Operational Performance: Augmented reality (AR) is increasingly being explored for its potential to enhance visual interfaces within space habitats (Figure 9.2). AR can overlay critical operational data directly onto the physical environment, allowing astronauts to perform complex tasks with higher accuracy and reduced risk. This technology integrates seamlessly with other visual interface elements, providing real-time, contextual information that can greatly aid in navigation, maintenance, and experiment tasks, thereby enhancing the overall efficiency and safety of habitat operations (Basu et al., 2021).



Figure 9.2 Augmented Reality Being Used to Work on the Orion Heat Shield.

Source: Kim Shiflett / NASA / Public Domain

Modular and Reconfigurable Interior Elements: Space habitats often employ modular design principles that allow for the interior space to be easily reconfigured according to different mission needs or personal preferences. This includes adjustable walls, modular furniture, and other

components that can be moved or rearranged to create different living and working spaces. The flexibility of modular systems supports a wide range of activities, from scientific experiments to exercise and relaxation, enhancing the overall functionality and livability of the habitat (Shi et al., 2023).

For example, during the day, the central area of a habitat is transformed into a laboratory space where astronauts conduct experiments and manage research activities. Equipment and tools are secured in built-in storage compartments that can be easily accessed or stowed away. By night, the same space is rearranged to serve as a communal dining area, where the crew gathers to share meals and discuss the day's findings.

Additionally, private quarters can be equipped with modular furniture that can serve multiple functions—beds fold up into the walls, desks convert into storage units, and personal items are organized in customizable compartments. This flexibility not only maximizes the use of limited space but also enhances the astronauts' ability to adapt their living environment for comfort, privacy, or social interaction, depending on the mission phase and personal needs.

This modular approach extends to recreational areas as well, where equipment for exercise and relaxation can be set up or stored away, facilitating physical health and psychological well-being on long-duration missions. The adaptability of the space ensures that astronauts can maintain a high quality of life by tailoring their environment to support a balance of work, personal activities, and rest, crucial for the success of extended missions in the confined and isolated conditions of space.

Customizable Interface Systems: The design of interface systems in space habitats incorporates advanced ergonomics to ensure that they can be customized for individual use. This is particularly important in microgravity, where the ease of access and usability of controls and displays can significantly impact the efficiency and safety of habitat operations. Customizable interfaces help astronauts perform their tasks more efficiently and with less physical strain, which is crucial for long-duration missions (Simon & Wilhite, 2013).

Innovative Use of Materials for Customization: The use of innovative materials that can change properties based on different needs is another

aspect of customization in space habitats. Smart materials that can adapt to environmental changes or user inputs provide additional ways to optimize the living space. For example, materials that alter their rigidity, opacity, or thermal insulation properties in response to temperature, light, or electrical input can be used to create spaces that adapt dynamically to different activities or times of day, thus enhancing comfort and energy efficiency (Burattini et al., 2014).

9.2.2 Storage Solutions

Efficient storage solutions are integral to the functionality and livability of space habitats, playing a critical role in maintaining order, minimizing clutter, and ensuring that tools, supplies, and personal items are readily accessible. These systems must be strategically designed to integrate seamlessly into both living and working areas, maximizing the use of limited space without compromising comfort or mobility. Effective storage enhances the overall organization of the habitat, directly supporting the crew's daily activities and psychological well-being, especially during extended missions.

In microgravity environments, storage systems must account for unique challenges, such as the need to secure items to prevent them from floating freely. Innovative designs often incorporate restraints, such as elastic nets, Velcro straps, or magnetic surfaces, which allow items to remain fixed yet easily retrievable. Compartments and drawers are typically designed with locking mechanisms to prevent unintentional opening due to movement or vibrations.

Flexibility and adaptability are also key features of storage solutions in space habitats. Modular systems, adjustable shelves, and customizable compartments enable storage spaces to be reconfigured based on evolving mission requirements or individual crew preferences. This ensures that storage systems can accommodate a diverse range of items, from delicate scientific instruments to bulk food supplies while maintaining efficient spatial organization.

Furthermore, storage solutions must be designed to integrate with the overall habitat infrastructure, incorporating considerations for airflow, thermal management, and ease of maintenance. Strategically positioned

storage spaces ensure that critical supplies are distributed evenly to maintain structural balance and are accessible in emergencies. By addressing these functional and environmental factors, well-designed storage systems contribute significantly to the operational efficiency and overall habitability of space habitats.

9.2.2.1 Modular Storage Systems

Reconfigurable Design for Space Efficiency: Modular storage systems are designed to be reconfigured as needed to accommodate various mission phases and activities. This flexibility allows for the optimization of space usage, crucial in environments where physical space is limited. For example, storage modules can be rearranged to create more room for specific tasks or stowed away when not in use, providing a dynamic environment that can evolve with the mission's needs (Rucker et al., 2018).

Integration with Habitat Systems: Modular storage isn't just about storing items; it's integrated with the habitat's other systems to enhance overall functionality. For instance, storage solutions can be designed to contribute to the habitat's structural integrity or incorporate life support systems. This integration helps to conserve space and resources, making the habitat more self-sufficient and efficient (Ekblaw & Paradiso, 2019).

Customization for Crew Needs: Recognizing the diverse needs and preferences of astronauts, modular storage systems can be customized for individual use. This customization capability allows astronauts to modify their living and working spaces according to their personal preferences and operational requirements, which is vital for their comfort and efficiency during long missions. The ability to personalize storage solutions can significantly enhance crew morale and productivity (Howe, 2014).

9.2.2.2 Multifunctional Furniture

Design Innovation and Space Efficiency: Multifunctional furniture in space habitats is designed to serve multiple purposes, thereby reducing the need for separate pieces of furniture for each function. This is particularly beneficial in space-limited environments like space habitats where every square inch counts. Beds that convert into desks, seating that doubles as storage, and foldable workstations are examples of how multifunctional furniture can transform a single space for various uses throughout the day.

This not only saves space but also contributes to the overall efficiency of the habitat's interior design (Simon & Toups, 2014).

Ergonomic and User-Friendly Designs: The ergonomics of multifunctional furniture is carefully considered to ensure comfort, accessibility, and usability in microgravity conditions. This involves designing furniture that can easily adapt to the body's needs in different configurations, minimizing physical strain and enhancing comfort. The ergonomic design also ensures that the furniture can be easily transformed from one function to another with minimal effort, which is crucial in maintaining operational efficiency and ensuring the crew's well-being (Labib, 2019).

Technological Integration: Advanced technology is integrated into multifunctional furniture to enhance its utility and performance. This includes mechanisms for automatic transformation, built-in lighting solutions, and electronic interfaces that allow the crew to customize settings according to their needs. The use of smart materials that can change properties based on environmental inputs or user interactions is also explored to enhance the functionality and adaptability of the furniture (Fallatah et al., 2021).

9.2.2.3 Automated Storage Management

Advanced Fault Management: Automated storage systems in space habitats incorporate sophisticated fault management tools to ensure reliability and autonomy in operations. This is crucial due to the communication delays with Earth that can affect immediate problem-solving. Systems like the Advanced Caution and Warning System (ACAWS) are developed to provide dynamic and interactive graphical representations of spacecraft systems, enabling real-time decision-making in the face of operational anomalies and failures. These systems help operators and crew manage faults effectively by providing detailed diagnostics and mitigation procedures, which are essential for maintaining continuous operation and safety (Colombano et al., 2013).

Integration with Dormant Habitat Operations: For missions that involve periods when the crew is not present, such as in transit phases or when a habitat is in a dormant state, automated storage systems are crucial for maintaining habitat operations. These systems are designed to function

autonomously, managing power distribution, life support systems, and other critical functions without human intervention. The development and testing of such technologies under NASA's Advanced Exploration Systems program demonstrate the capability of automated systems to manage and operate a dormant space habitat efficiently (Aaseng et al., 2018).

9.2.3 Crew Comfort and Well-Being

Space habitats are designed to go beyond mere functionality, creating environments that actively promote the physical and psychological well-being of astronauts during extended missions. This involves a holistic approach to habitat design, integrating advanced life support systems with ergonomic layouts and elements that enhance livability. Air quality management, noise reduction, and adaptable lighting systems are carefully calibrated to provide comfort and maintain a sense of normalcy, mitigating the stressors of isolation and confinement.

The spatial layout is optimized to balance privacy and communal interaction, offering spaces for work, rest, and recreation that cater to individual and group needs. Living quarters are designed to include personalization options, enabling astronauts to modify their surroundings with familiar objects or visual elements that remind them of Earth. This level of adaptability is essential for fostering a sense of control and comfort in an otherwise unchanging environment.

Psychologically supportive design elements play a vital role in maintaining morale and cognitive function. Simulated natural lighting cycles help regulate circadian rhythms, while thoughtful color schemes and textures evoke calming and familiar sensations. Recreational spaces are incorporated to encourage physical activity and social engagement, providing astronauts with outlets for relaxation and stress relief. By addressing these critical aspects, space habitats ensure that astronauts can thrive both physically and emotionally, maintaining high levels of performance and well-being throughout the mission.

9.2.3.1 Functional Layout and Ergonomics

The primary objective in designing space habitat interiors is to optimize ergonomics alongside functional layout to support crew health and enhance

productivity. A well-thought-out ergonomic design not only caters to the physical activities of the crew but also strategically incorporates the spatial constraints of the habitat. By minimizing the habitat's mass and system size, designers can ensure that all necessary equipment is accommodated within a space that is both efficient and conducive to human activity. This balance is critical in maintaining the health and productivity of astronauts during their missions (Simon & Wilhite, 2013).

Ergonomic considerations include the design of living and working areas to promote ease of movement and reduce physical strain, which is particularly important in the challenging microgravity conditions of space. The strategic placement of equipment aims to minimize repetitive motions and awkward postures. Additionally, the selection of materials and surfaces focuses on durability and comfort, ensuring that they are suitable for both touch and frequent use. This comprehensive approach to ergonomics is crucial for preventing injury and enhancing the comfort levels of crew members during long-duration spaceflights.

The ergonomic design extends to the visual and interactive aspects of the habitat's interior. Controls and interfaces are designed to be user-friendly and easily accessible, positioned at appropriate heights and orientations to suit a variety of activities. This helps to reduce fatigue and enhance comfort which are essential for maintaining the crew's mental and physical well-being. To aid in the early stages of design, automated tools are developed that incorporate a set of quantifiable ergonomic and layout criteria. These tools utilize advanced numerical methods and systems engineering approaches to optimize the interior configuration, aiming to achieve goals such as minimizing mass, maximizing habitable volume, and enhancing crew safety and performance (Simon & Wilhite, 2013).

Multifunctional Design: Furniture and structural elements that can be reconfigured for different activities allow for transforming a single area into a place for work, relaxation, exercise, or social interaction as needed. This adaptability not only maximizes the utility of available space but also caters to the psychological needs of the crew by providing variety and preventing the monotony often associated with long-term missions (Simon & Toups, 2014).

Multifunctional design also extends to the integration of technology within living spaces. Advanced systems that integrate seamlessly into the habitat's architecture can enhance functionality without compromising comfort. For example, walls that serve as touch interfaces for control systems or windows that double as display screens help conserve space while adding technological sophistication to the habitat. The utilization of collapsible or transformable elements, such as furniture that can be folded away when not in use, further aids in managing the limited space available, reducing clutter, and maintaining a clean and organized environment.

Moreover, the multifunctional design philosophy is crucial for the well-being of the crew, as it allows for personal customization and flexibility in the use of space. By providing the ability to alter their living environment, astronauts can better adapt to the psychological challenges of space travel, such as confinement and isolation. This flexibility not only enhances their living conditions but also promotes a sense of control and personal space, which are vital for long-duration missions where the psychological state can significantly impact mission success. By adopting a multifunctional design approach, space habitat interiors can effectively address the dual challenges of physical space limitations and crew well-being, making these environments more livable and conducive to the diverse needs of their inhabitants.

Private Quarters for Crew: These personal spaces must be thoughtfully designed to provide not only a place of rest but also a sanctuary where astronauts can retreat from the communal and work areas of the habitat. Effective private quarters help in mitigating the stress associated with prolonged confinement and the intense social environment of space missions.

Privacy in space habitats is not just a luxury but a necessity for maintaining the mental health and overall morale of crew members. Each private quarter should be equipped with customizable controls for lighting, temperature, and noise, allowing astronauts to create a personal environment that suits their individual needs. This level of control can significantly enhance the quality of rest and personal time, directly impacting performance and productivity (Fairburn, 2009).

Furthermore, the physical design of private quarters should focus on maximizing the use of limited space through smart storage solutions and modular furniture that can be adapted as needed. Using soft, tactile materials can also improve comfort and reduce the sterile feel often associated with space environments. Additionally, incorporating elements like small, personal item displays or digital screens for entertainment and communication with family can help reduce feelings of isolation and improve emotional well-being.

Soundproofing and other acoustic treatments are also vital in the design of private quarters. In space habitats, where machinery and life support systems operate continuously, reducing noise pollution is essential for preventing sleep disturbances and enhancing the overall comfort of the crew. Proper sound insulation helps ensure that private quarters truly provide a quiet retreat for rest and relaxation.

Environmental Considerations: Environmental considerations in space habitats encompass a broad range of design factors aimed at ensuring the comfort and safety of the crew. These include managing internal climate conditions, optimizing air quality, and mitigating noise, all of which are crucial for creating a livable space environment.

Climate Control: Maintaining a stable internal climate is essential for crew comfort and health. Temperature regulation in space habitats must be precise, as fluctuations can be uncomfortable and potentially harmful. Systems must be designed to maintain consistent temperatures and humidity levels, despite the external temperature extremes of space. Innovative thermal insulation materials and HVAC (heating, ventilation, and air conditioning) systems are utilized to achieve this, ensuring that the habitat's interior remains within optimal living conditions at all times.

Air Quality: In the confined environment of a space habitat, maintaining high-quality air is critical. Air filtration systems need to efficiently remove contaminants such as carbon dioxide, off-gassed chemicals from materials and equipment, and airborne particles. Moreover, the introduction of plant life into living areas can help in natural air purification and provide psychological benefits, enhancing the overall atmosphere and mood within the habitat.

Acoustic Management: Effective acoustic design is necessary to control noise levels in space habitats. Equipment and machinery necessary for the operation of the habitat can generate significant noise that can disrupt sleep and increase stress among the crew. Implementing noise reduction strategies such as sound-absorbing panels, vibration isolators for machinery, and carefully designed airflow systems to minimize noise from ventilation fans is essential. Managing these noise sources helps to preserve a quiet living environment and contributes to the overall well-being and productivity of the crew (Broyan, 2010).

Lighting Design: Lighting plays a critical role in regulating circadian rhythms, which are often disrupted in the absence of natural light cycles in space. Implementing a lighting system that mimics the natural progression of daylight can help maintain the crew's biological clocks, reducing fatigue and improving sleep quality. Adjustable lighting systems allow for changes in intensity and color temperature to match the time of day or the specific needs of the crew, thereby enhancing work performance and supporting physiological health.

9.3 DEPLOYMENT MECHANISMS AND INTERFACES

Efficient deployment mechanisms and interfaces, particularly airlock systems and entry/exit strategies, are critical for maintaining the internal environment of a space habitat while ensuring the safety and operational efficiency of extravehicular activities (EVAs). These systems work as the bridge between the controlled habitat environment and the harsh conditions of space or extraterrestrial surfaces, requiring robust designs that manage physical, operational, and psychological challenges.

Airlock systems must maintain a reliable seal against extreme external pressures and temperatures, preventing the loss of atmospheric integrity within the habitat. Advanced pressure regulation systems are essential for equalizing the internal and external pressures during transitions, reducing risks to crew health. Furthermore, materials used in airlock construction must exhibit exceptional durability to withstand repeated use, exposure to

space radiation, and abrasion from lunar or Martian dust, which can be highly abrasive and damaging.

Design considerations for airlock systems also include optimizing spatial layouts to ensure ease of use during frequent operations. Interfaces must be intuitive and accessible, accommodating both gloved operations and automated assistance to reduce cognitive and physical strain on astronauts. Emergency scenarios, such as rapid evacuations or equipment failures, require redundancies and fail-safes that allow the system to function under a wide range of conditions.

For Lunar and Martian habitats, entry/exit systems must account for environmental challenges unique to each destination. Lunar dust, with its sharp and adhesive properties, poses significant risks to the functionality of seals, joints, and mechanical components. Strategies such as integrated dust mitigation systems, electrostatic dust removal, and advanced material coatings can help prevent contamination and mechanical wear. On Mars, the presence of a thin atmosphere and variable temperatures necessitates adaptive systems capable of managing dust storms and thermal stresses.

Physiological and psychological impacts on the crew are another critical consideration. The transition between the confined habitat and the expansive, isolating environment of space or a planetary surface can cause stress or disorientation. Deployment mechanisms must ensure that crew members are prepared for these transitions through clear visual markers, ergonomic design, and training aids incorporated into the interface. Additionally, the integration of lighting, temperature control, and sound-dampening technologies can make the transition process less jarring.

As missions become longer and more complex, deployment mechanisms must evolve to support scalability and adaptability. Modular airlock systems that can be reconfigured for different mission phases, robotic-assisted operations for reducing crew workload, and interfaces that integrate real-time monitoring and diagnostic tools are essential advancements. These features ensure that habitats remain functional and resilient, supporting the crew's safety and mission objectives across diverse and challenging environments.

9.3.1 Airlock Design

Airlock design in space habitats represents a critical intersection of engineering, safety, and operational functionality. Airlocks are vital for maintaining the safety and integrity of space missions. Their design must address several key challenges, including ensuring airtight sealing, managing environmental contaminants, and supporting frequent and safe transitions for astronauts engaging in EVAs.

The primary function of an airlock is to provide a secure, controlled environment where astronauts can transition between the internal pressurized living areas and the vacuum of space. This process involves either depressurizing or pressurizing the airlock chamber to match the external or internal pressures, a procedure critical for preventing the loss of habitat atmosphere and for shielding the interior from external contaminants, such as lunar dust or Martian regolith.

Airlocks are designed with robust materials and technologies that can withstand the vacuum of space, extreme temperatures, and radiation. Moreover, they must be highly reliable, as any failure could jeopardize the entire mission. This reliability is ensured through rigorous testing and the incorporation of redundant systems to safeguard against any single point of failure. In addition to their functional requirements, airlocks also serve a critical role in the psychological well-being of the crew. They are the literal and figurative doorways to space, and their design can influence the crew's perception of safety and comfort. Therefore, modern airlock designs not only focus on technical specifications but also consider ergonomic factors to facilitate ease of use, minimize fatigue, and ensure that astronauts can perform their tasks effectively.

9.3.1.1 Advanced Airlock Types

The diversity of airlock designs in modern space habitats reflects the increasing complexity of human missions and the unique environmental challenges of different celestial bodies. Each airlock type is designed with specific functionalities to accommodate various mission requirements, from everyday EVAs to emergency scenarios.

Traditional Airlocks (AL): These are standalone structures featuring a simple yet robust design with dual hatches—one leading outside and

another connecting to the habitat interior. This design is favored for its reliability and effectiveness in providing a controlled environment for pre-EVA and post-EVA operations. It involves a cycle of depressurization and repressurization that ensures no contaminants enter the living areas. Such airlocks are essential for maintaining the integrity of the habitat's atmosphere and are suitable for missions where safety and contamination control are paramount (Griffin, 2008).

Suitlocks (SL): Suitlocks represent a more integrated solution, where the airlock shares a pressure bulkhead with the habitat. This design allows rear-entry suits to remain on the dusty side, minimizing the volume of dust and contaminants brought inside. The crew can enter and exit their suits directly within the airlock, streamlining operations and reducing the time needed for suiting up and cleaning post-EVA. This type of airlock is particularly beneficial on lunar surfaces where dust poses significant operational challenges (Griffin, 2008).

Suitports: An innovation in airlock design, suitports attach directly to the outside of an airlock, allowing astronauts to enter and exit their suits from the exterior of the habitat. This configuration eliminates the need to bring bulky, contaminated suits into the habitat, thereby preserving the cleanliness of the internal environment. The suits remain attached to the exterior of the airlock, and the astronauts access them from the inside through a back panel. This design drastically reduces the potential for dust intrusion and simplifies the process of suit donning and doffing, making it highly suitable for missions where external contamination is a concern.

Technological Enhancements: Technological enhancements in airlock design are integral to improving the safety, efficiency, and functionality of these critical systems in space habitats. As missions become more complex and durations extend, the reliance on advanced technologies to ensure airlock performance is paramount. Innovations focus on materials, automation, and integration with habitat life support systems, each contributing to the overall reliability and operational capability of airlocks.

Material Innovations: One of the primary areas of technological advancement in airlock design involves the use of new materials that offer better performance in the harsh space environment. High-strength, lightweight composites are being developed to reduce the overall mass of

airlock structures, crucial for reducing launch costs. Moreover, these materials are engineered to withstand the extreme temperature variations and radiation conditions of space. For inflatable airlocks, researchers are exploring fabric-based materials that can be compacted for launch and then expanded in space to form a rigid, durable structure. These materials include layered composites that combine flexibility with resistance to micro-meteoroids and orbital debris, providing both safety and longevity.

Sealing Technologies: Advanced sealing technologies are critical to maintaining the integrity of airlocks. Innovations in seal design include materials that retain their elasticity and sealing properties despite exposure to vacuum and radiation, ensuring that the airlock remains airtight over many cycles of use. Smart seals embedded with sensors are also being developed to provide real-time monitoring of seal integrity, alerting crew members to potential leaks or degradation that could compromise the habitat's atmosphere.

Automation and Control Systems: Automation plays a crucial role in modern airlock systems, enhancing their reliability and ease of use. Automated control systems manage the processes of pressurization and depressurization, reducing the workload on astronauts and minimizing the risk of human error. These systems are designed with fail-safes and redundancy to ensure operation even under failure conditions. Integration with the habitat's central control system allows for monitoring and control from within the habitat, providing a higher level of safety and operational oversight.

Environmental Control Integration: Technological enhancements in airlocks also include better integration with Environmental Control and Life Support Systems (ECLSS). This integration ensures that the airlock's atmosphere—temperature, humidity, and composition—is carefully controlled, providing a safe environment for astronauts during pre-EVA and post-EVA periods. Advanced airlocks can autonomously manage their internal environments, adjusting conditions to suit the needs of the mission and the comfort of the crew.

Dust Mitigation Systems: For missions to the Moon or Mars, airlocks incorporate dust mitigation systems where environmental contaminants pose a significant risk. These systems might use air jets, sticky surfaces, or

electromagnetic fields to remove dust from spacesuits before re-entry into the main habitat areas. This technology is crucial for maintaining the cleanliness and operational efficiency of life support systems within the habitat.

9.3.2 Entry and Exit System

These systems serve as critical interfaces that manage the boundary between the protected, life-supporting environment inside the habitat and the hostile outer space environment. Efficient, reliable, and secure entry and exit systems are essential for routine activities such as EVAs, as well as for critical emergency responses.

Given the complexities of space missions, whether on a space station, lunar base, or en route to Mars, the functionality of these systems encompasses advanced engineering to handle the extreme conditions of space, including vacuum exposure, temperature extremes, and radiation. Additionally, these systems must contend with the microgravity conditions of orbit or the reduced gravity on lunar or Martian surfaces, which significantly influence the mechanical and ergonomic design requirements.

Entry and exit systems are not only about hardware but also integrate closely with software and control systems within the habitat. They include sophisticated sealing technologies to maintain internal atmosphere integrity, automated systems for operation and monitoring, and ergonomic designs that facilitate easy and safe use by astronauts in bulky and cumbersome space suits. These systems must be foolproof and fail-safe, incorporating redundancies and emergency features that ensure the habitat remains secure and accessible even in the event of system failures.

Ergonomics and Accessibility: Ergonomic design in space habitats prioritizes human factors to facilitate ease of movement for astronauts, particularly when wearing bulky space suits. This involves designing doorways, hatches, and passageways that are appropriately sized to ease passage while maintaining structural integrity and air-sealing capabilities. The placement of handles and grips is critical, especially in microgravity environments, to assist astronauts in moving safely and efficiently through these transitions. An ergonomic study highlights the need to address human needs for living in confined environments, suggesting a focus on comfort,

privacy, and orientation within habitative modules to improve astronauts' comfort in space environments (Burattini et al., 2014).

Adaptability is vital in the design of entry and exit systems to accommodate a range of astronaut body sizes and physical capabilities. Ergonomic assessments are necessary to ensure that these systems can be customized for individual needs, improving overall functionality and accessibility. This approach is supported by research that evaluates workspace environments to enhance ergonomic relationships between users and their environment, indicating that modifications in design can significantly influence productivity and human costs (Villarouco et al., 2012).

Integrating accessibility into the design of entry and exit systems ensures usability for all astronauts, including those with potential disabilities. Modern space habitats incorporate universal design principles, considering various aspects of human mobility and capability to ensure operability under different conditions. The integration of ergonomic principles in systems and environments aims to align technical and environmental expertise to enhance the functionality and comfort of space habitats (Rodea & Mercado, 2022).

Advanced technologies integrated within entry and exit systems include automated doors and sensory equipment that provide feedback on sealing integrity or hatch closure. These technologies reduce physical strain and minimize the risk of human error, enhancing safety and operational efficiency.

Robust Mechanical Design: Choosing the right materials is crucial for the robust mechanical design of space habitat entry and exit systems. Materials must be lightweight yet strong enough to withstand the stresses of space travel and the harsh external environment. Advanced composites and alloys are often used because of their high strength-to-weight ratios and resistance to environmental degradation. For instance, the design of space robots, which shares many materials and structural challenges with habitat entry systems, includes careful selection of materials and structural components to ensure performance under the demanding conditions of space operations (Wang, 2020).

The design of mechanical components such as hinges, seals, and locking mechanisms must be precise to ensure that they can repeatedly perform

under the conditions of space without failure. These components must also be designed to minimize wear and tear over time, despite the high frequency of use during missions. This includes the development of space lubrication systems and verification schemes to ensure long-term reliability (Wang, 2020).

Effective thermal management systems are vital for maintaining structural integrity and functionality in the extreme temperatures of space. The design often involves thermal insulation and active cooling systems to manage the heat loads during entry and exit operations. Advanced thermal control techniques using phase change materials are being explored to maintain suitable temperatures inside habitats by isolating them from external thermal variations, which is critical for both the comfort of the crew and the mechanical reliability of the habitat systems (Rismanchi et al., 2023).

Robust mechanical design also requires seamless integration with other habitat systems, such as life support and environmental controls. This integration ensures that mechanical failures do not compromise other critical systems and vice versa. For instance, the design and fabrication of secondary structural components for habitats involve advanced manufacturing techniques to create lightweight components capable of withstanding the stresses and strains of space environments (Smith & Langford, 2012).

Advanced Sealing Technology: Developments in sealing materials include the use of silicone elastomers and other polymers that can withstand the wide range of temperatures experienced in space. These materials are designed to maintain their flexibility and sealing properties despite exposure to the vacuum of space and ultraviolet radiation. Research on sealing materials suitable for manned spacecraft highlights the importance of low-temperature performance, which is crucial for maintaining seal integrity in the cold vacuum of space. Innovations like nano-modification have improved the low-temperature performance of materials, ensuring their long life and adaptability to space environments (Jian, 2014).

The development of dynamic seals, which can adjust to changes in pressure and temperature, is pivotal for space applications. These seals need to handle the mechanical movements between different parts of the habitat's entry and exit systems, accommodating any thermal expansion or

contractions without compromising their sealing efficacy. A notable advancement in this area includes the development of liquid dynamic seals designed to maintain a significant pressure difference across the seal while minimizing leakage rates, an essential feature for systems that operate under fluctuating pressures and temperatures (Schnetzer & Rossbach, 1969).

The integration of innovative design features such as redundancy in seal structures and the use of composite sealing systems enhance the reliability and safety of the seals. These designs often include primary and secondary seals that provide an additional layer of protection against leakage, ensuring that even if one seal fails, the secondary seal maintains the habitat's atmosphere integrity.

Automation and Sensors: Sensors integrated into entry and exit systems provide critical data on door alignment, seal integrity, and environmental conditions inside the airlocks. This information is vital for ensuring that the systems are safe to operate and that the habitat's atmosphere is not compromised. Advanced sensors capable of detecting even minor deviations in system performance are crucial for early warning and preventive maintenance, which are key to ensuring the longevity and safety of space habitat operations. Smart sensing technologies that resolve force components into multiple degrees of freedom enhance the functionality of robotic systems used in space, enabling more intelligent and precise manipulations, which can be applied to the design of entry and exit systems (Crabb et al., 2008).

Automation in entry and exit systems includes using robotic mechanisms and automated procedures to control the opening and closing of airlocks and manage the environmental conditions within them. This automation reduces the workload on astronauts and minimizes human error, particularly during routine or emergency operations. The development and testing of a Vehicle Management System for Autonomous Spacecraft Habitat Operations illustrate the integration of automated control systems that manage various subsystems, enhancing the habitat's autonomy and reducing the crew's operational load (Aaseng et al., 2018).

Reliability in automated systems is enhanced through redundancy and fault-tolerance mechanisms. Sensor networks within the entry and exit systems are designed to provide overlapping coverage and data verification to guard

against sensor failures or anomalies. Advanced fault management tools, such as those developed for NASA's Deep Space Habitat, use automated diagnostic analysis and root cause identification to enhance system reliability and decision-making in real time (Colombano et al., 2013).

Modular and Adaptable Design: The modular design of entry and exit systems focuses on creating components that can be interchanged or reconfigured with minimal effort and disruption. This approach not only facilitates repairs and upgrades but also enables the adaptation of the habitat to various mission phases or changes in crew size. For instance, the development of a modular plug-and-play architecture for space systems demonstrates the benefits of modular design, where components such as airlocks and docking ports can be easily added, removed, or replaced, enhancing the system's adaptability and scalability (Pitterà & D'Errico, 2011).

Reconfigurable systems are particularly valuable in space environments where physical conditions and mission objectives can change unexpectedly. These systems allow for the entry and exit modules to be reconfigured or combined in different ways to support various activities such as EVAs, cargo transfers, or emergency evacuations. The concept of modular reconfigurable robots, for example, could be applied in the designing of robotic mechanisms in entry and exit systems, enabling them to perform multiple functions or change their configuration based on the specific requirements of a mission or an emergency situation (Yim et al., 2003).

Integrating modular systems within the broader habitat architecture requires careful planning and testing. Each module must be compatible with the habitat's overall design and must function seamlessly with other systems. Rigorous testing ensures that these modular components meet the strict standards required for space operation, covering aspects like pressure differentials, thermal extremes, and radiation exposure. This comprehensive testing is crucial to verify the reliability and safety of the entry and exit systems before and during the mission.

9.4 RADIATION PROTECTION STRATEGIES

Radiation protection is a cornerstone of space habitat design, ensuring the safety, health, and performance of astronauts exposed to the harsh radiation

environment of space. Unlike Earth, which benefits from a protective atmosphere and magnetic field, space habitats must contend with unfiltered exposure to galactic cosmic rays, solar particle events, and other forms of ionizing radiation. Prolonged exposure can lead to severe health risks, including increased cancer probability, damage to the central nervous system, and acute radiation sickness, making robust shielding strategies a critical priority.

Designing for effective radiation protection requires a multifaceted approach that balances material science, habitat configuration, and innovative technologies. The materials chosen for radiation shielding must not only block harmful radiation but also meet the stringent weight and durability constraints of space missions. Advanced materials with high hydrogen content, such as polyethylene, are favored for their effectiveness in absorbing and deflecting charged particles. Additionally, leveraging multifunctional materials, like water, for dual purposes—such as radiation shielding and life support—enhances efficiency and sustainability within the habitat.

The spatial arrangement of the habitat itself can significantly impact radiation exposure levels. Critical areas where astronauts spend extended periods, such as sleeping quarters and workstations, are often positioned at the core of the habitat, surrounded by modules or resources that provide natural shielding. This “point shielding” strategy uses less essential components, such as storage units or equipment bays, as additional barriers to reduce radiation penetration.

Advancements in technology are driving the development of next-generation shielding solutions. These include nanotechnology-enhanced materials that offer superior protective properties while maintaining low mass, and active shielding systems such as superconducting magnetic fields that deflect charged particles. These innovations represent a shift toward lighter, more efficient, and scalable solutions that address the unique challenges of long-duration space missions.

As humanity pushes the boundaries of exploration, radiation protection strategies must evolve to support missions to the Moon, Mars, and beyond. By integrating traditional shielding methods with cutting-edge technologies, space habitats can provide safer and more sustainable environments,

enabling astronauts to focus on the success of their missions while minimizing long-term health risks.

The choice of materials used for radiation shielding is paramount. Materials such as polyethylene, which has a high hydrogen content, are effective at blocking space radiation, including protons and heavy ions. Incorporating materials like water, which can be stored around living quarters to form a protective barrier, is also a practical approach given its multifunctional use aboard spacecraft (Simon et al., 2013).

The arrangement of the habitat's interior plays a significant role in radiation protection. Areas frequently occupied by astronauts, such as sleeping quarters and control rooms, should be positioned at the core of the spacecraft, where they can be shielded by other modules and stored resources like fuel and water. This method, known as “point shielding,” minimizes exposure to radiation by strategically placing less critical components on the outer layers of the habitat (Schneider et al., 2010).

Recent advancements in material science have led to the development of new shielding materials that are lighter and more effective. For example, materials that incorporate nanotechnology to enhance their protective properties against various types of space radiation are being explored. Additionally, the use of superconducting magnet shields to create deflection fields that repel charged particles away from the habitat is a cutting-edge approach that could dramatically reduce the mass and complexity of traditional shielding methods.

9.4.1 Shielding Materials

9.4.1.1 Polyethylene and Other Hydrogen-Rich Materials

Advantages:

High Hydrogen Content: Polyethylene is composed of a long chain of hydrogen and carbon, which makes it highly effective at scattering and absorbing high-energy particles such as protons and heavy ions. This capability is critical in space where radiation protection is paramount.

Lightweight: Compared to traditional shielding materials like aluminum, polyethylene is lighter, which is beneficial for space applications where

reducing launch weight is crucial.

Versatility: It can be used in various forms, such as solid sheets, layers incorporated into composite materials, or even as part of multifunctional systems that include other elements to enhance structural integrity.

Challenges:

Structural Limitations: While excellent for radiation shielding, polyethylene does not have the mechanical strength required for structural applications on its own. It often needs to be combined with other materials or used as part of a composite to enhance its structural properties.

Thermal Behavior: Polyethylene's thermal properties require careful consideration, especially in the variable thermal environment of space. It may need to be combined with other materials that can withstand or mitigate temperature extremes.

Research is ongoing to enhance the effectiveness of polyethylene by incorporating nanomaterials, such as boron nitride nanotubes (BNNTs). These composites aim to maintain or even improve the radiation shielding effectiveness while also enhancing mechanical properties like strength and thermal stability. Herrman et al. (2019) have explored such composites, noting their potential for multifunctionality in spacecraft applications where both shielding and structural integrity are needed. Mechanical characterization of polyethylene-based thermoplastic composite materials for radiation shielding.

9.4.1.2 Water as a Shielding Material

Advantages of Water as a Shielding Material:

High Hydrogen Content: Hydrogen is particularly effective at slowing down and scattering fast neutrons and other charged particles found in cosmic rays. Water, being rich in hydrogen, provides substantial protection against this radiation.

Multifunctionality: Water is a versatile resource in space, serving not only as a radiation shield but also as essential support for life. This dual-use capability makes it economically and logistically advantageous, as it

reduces the amount of dedicated shielding material that needs to be launched from Earth.

Flexibility in Usage: Water can be stored in flexible bladders or rigid tanks and positioned strategically within the habitat to shield vital areas or stored around the perimeter of living quarters to create a protective barrier.

Challenges:

Storage Requirements: The primary challenge with using water as a shielding material is managing its volume and mass in a way that does not compromise the habitat's space and structural design. Water is heavy, and its storage and containment systems must be robust to prevent leakage and ensure stability under the conditions of space travel.

Temperature Sensitivity: Water's state (liquid, ice) can vary with the ambient temperature, which requires careful thermal management to maintain it in a liquid state, necessary for certain uses like radiation shielding.

Recent advancements include the development of wearable water-filled garments designed to provide personal radiation protection during solar particle events (SPEs). Such suits can offer significant dose reductions to astronauts performing intra-vehicular activities or emergency operations outside a radiation shelter. In a study by Vuolo et al. (2017), various designs of water-filled suits demonstrated potential dose reductions to blood forming organs (BFO) by 44–57% during SPEs, highlighting their effectiveness and feasibility for emergency scenarios in space habitats (Vuolo et al., 2017).

Polyethylene-Based Composites: Traditional polyethylene is enhanced with additives like boron or carbon nanotubes to improve its radiation shielding capability while maintaining or enhancing mechanical properties. These composites are lightweight and offer significant protection against galactic cosmic rays (GCR) and SPEs, making them suitable for both habitat structures and personal protective equipment in space (Laurenzi et al., 2020).

Nanomaterials:

Boron Nitride Nanotubes (BNNTs): BNNTs are particularly notable for their high neutron shielding properties, which are crucial for protecting against secondary neutron radiation produced by GCR interactions. BNNTs can be integrated into polymer matrices to create lightweight, high-strength composites that provide excellent radiation shielding and structural support, suitable for constructing space habitats (Thibeault et al., 2015).

Advantages:

Multifunctionality: These materials often serve dual purposes, such as structural components that also provide radiation protection, reducing the overall mass of spacecraft.

Enhanced Protection: Nanocomposites can offer superior shielding against a broader range of radiation types compared to traditional materials, addressing both GCR and SPEs effectively.

Challenges:

Cost and Production: The high cost and complex manufacturing processes associated with nanomaterials and advanced composites can be a significant barrier to their widespread adoption.

Material Stability: Ensuring the stability and integrity of these materials under the harsh conditions of space, including extreme temperatures and mechanical stresses, remains a critical concern.

A notable study by Akisheva and Gourinat (2021) explored not only the compression of Moon regolith for radiation protection but also its potential in applications where regolith can be 3D printed into various structures needed for permanent lunar habitats. This includes walls, shelters, and other infrastructural elements that benefit from the regolith's protective properties. The research demonstrates that regolith, when processed appropriately, can significantly reduce radiation exposure while providing essential thermal insulation Akisheva and Gourinat (2021).

Advantages of Using Regolith:

Abundant Availability: Regolith is plentiful on the Moon and Mars, offering an accessible and cost-effective material for building and shielding, reducing the need for expensive transport of materials from Earth.

Effective Radiation Protection: Composed of minerals that effectively absorb and scatter various radiation types, regolith provides excellent protection against galactic cosmic rays and solar particle events, critical for long-term human missions.

3D-Printing Capabilities: One of the most innovative aspects of using regolith is its adaptability to 3D-printing technologies. This allows for the on-site manufacturing of habitat structures or shielding panels directly from the lunar or Martian soil, optimizing construction processes and enabling the rapid establishment of protected living spaces.

Challenges:

Processing and Handling: The transformation of raw regolith into a usable form for 3D printing and construction requires advanced processing techniques capable of handling and manipulating the material in low-gravity environments of space bodies.

Health and Environmental Concerns: The fine, dust-like nature of regolith poses inhalation risks and equipment abrasion issues, necessitating robust containment and management systems during its collection and use.

The integration of regolith-based 3D printing into habitat construction strategies marks a significant step toward sustainable extraterrestrial colonization. This technology not only facilitates the building of radiation-protected structures but also promotes the autonomy of space missions by reducing their dependency on Earth-supplied materials.

9.4.2 Layout Optimization for Radiation Protection

The application methods of regolith for radiation shielding in lunar and Mars habitats incorporate several innovative strategies to optimize its effectiveness. Here's an exploration of how regolith is used, based on recent research and project implementations:

One common application is the direct layering of regolith on the exterior surfaces of habitats. This involves either manually or robotically spreading regolith over habitat structures to create a thick, protective layer that significantly reduces radiation penetration. The study *Utilisation of Moon Regolith for Radiation Protection and Thermal Insulation in Permanent Lunar Habitats* by Akisheva and Gourinat (2021) describes the use of

compressed regolith to protect the habitat from the hazards of galactic cosmic rays and solar particle events, achieving effective dose reductions and thermal insulation through strategic layering (Akisheva & Gourinat, 2021).

Regolith can be processed into bricks or panels, which are then used to construct walls or barriers. This method not only utilizes the natural radiation-shielding properties of regolith but also contributes to the structural integrity of the habitats. Techniques such as sintering regolith into solid blocks or combining it with binders to form durable construction materials are explored in various studies. These manufactured regolith components are designed to provide both physical shelter and protection against radiation.

Innovative approaches include direct 3D printing with regolith to create structural components like walls and shelters that incorporate radiation shielding. This technique uses the regolith as a primary building material, which is processed into a printable form, often mixed with a binder to ensure structural integrity. For instance, the “Building components for an outpost on the Lunar soil by means of a novel 3D printing technology” study discusses using a D-shape 3D-printing technology to create habitats that integrate radiation shielding directly into the walls using lunar regolith (Cesaretti et al., 2014).

Modular habitat designs often incorporate radiation shielding materials directly into the wall and roof panels. This integration allows for the construction of habitats where every module inherently contributes to the overall radiation protection, reducing the need for additional shielding layers. For instance, the Mars Habitat project utilizes a modular design where each module's structure includes a composite material layer enriched with radiation-absorbing substances, optimizing both spatial usage and protection Vuolo et al. (2017).

The flexibility of modular designs is enhanced by reconfigurable shielding systems, which allow for the adjustment of shielding based on current radiation levels or mission phases. This adaptive shielding approach can dynamically increase protection during solar particle events or in areas of the habitat facing the sun. A study on reconfigurable tessellated shell structures for space habitats discusses how these systems can autonomously

adapt to provide optimal radiation protection while supporting the habitat's structural needs Ekblaw et al., 2019.

Integrating materials such as water and regolith into modular components provides substantial radiation protection. Water can be stored within the walls of living quarters in bladder or tank forms, effectively absorbing radiation. Similarly, regolith-filled panels can be used externally on lunar and Mars habitats, where the regolith serves as a natural and effective barrier against radiation. These approaches are discussed in the context of lunar and Mars habitats where water and regolith are valued for their dual roles in life support and radiation protection (Rapp, 2006).

9.5 INTERFACES AND CONTROLS

Interfaces and controls in space habitats encapsulate a broad range of technologies and systems essential for maintaining operational efficiency and ensuring crew safety. This section explores the integration of human–computer interaction (HCI) and control systems integration, which are pivotal in creating a seamless interface between astronauts and the myriad of complex systems aboard their extraterrestrial homes.

The design of interfaces and controls focuses on facilitating intuitive interactions that help astronauts manage sophisticated systems effectively, with minimal cognitive load. This is achieved through advanced HCI strategies that tailor user interfaces to the unique challenges of space environments. These interfaces are designed to be not only user-friendly but also robust enough to handle the intricacies and demands of space operations. They help reduce the potential for human error, which is crucial given the extreme consequences such operations entail.

In parallel, control systems integration plays a critical role in ensuring that various technological systems within the habitat operate in unison. This seamless integration is essential for the stability and reliability of life support systems, operational controls, and safety protocols. It requires meticulous planning and a high level of precision to ensure that all systems respond appropriately to both routine commands and emergency situations.

Together, HCI and control systems integration enhance the habitat's functionality by making technology more accessible and responsive to the

crew's needs. They are fundamental in streamlining operations and enhancing the safety protocols that protect the crew during their mission. As we push the boundaries of space exploration, the continued advancement and integration of these interfaces and controls will be key to supporting more complex and longer-duration missions, paving the way for future explorations into deeper space.

9.5.1 Human–Computer Interaction

Human–Computer Interaction (HCI) in space habitats is crucial for ensuring that astronauts can efficiently manage and control the variety of complex systems they rely on daily. This focuses on the design, implementation, and refinement of interfaces that facilitate intuitive and effective interaction between humans and machines in the extreme environment of space. HCI systems must be robust enough to handle the unique challenges of space operations, including microgravity, radiation, and the physical constraints of astronaut gear. The goal is to enhance operational efficiency, reduce the potential for human error, and ensure mission success by making technology more accessible and user-friendly. Through advanced HCI strategies, astronauts are equipped with tools that optimize usability, adapt to their needs, and support their activities in a highly demanding and often hazardous work environment.

The principles of usability in HCI emphasize interfaces that are easy to navigate and provide immediate, relevant feedback to users. This reduces the likelihood of errors and increases the efficiency of interactions, particularly important in high-stress or emergency situations. For instance, emerging technologies like augmented reality (AR) are being explored to enhance the usability of procedural execution tools. These technologies can aid astronauts in performing complex tasks by overlaying helpful information directly within their field of view, thereby integrating guidance seamlessly into their operations. This approach not only improves task performance but also enhances the astronaut's ability to perform operations autonomously, especially during deep-space missions where real-time communication with Earth is limited (Karasinski et al., 2021).

Accessibility in HCI also involves ensuring that all astronauts, regardless of their physical capabilities or technical expertise, can use habitat systems effectively. This includes designing interfaces that accommodate a wide

range of interactions, from touch screens usable in microgravity to voice commands that can be used when manual interaction is impossible. The goal is to create a habitat where every crew member can perform optimally, supported by HCI systems that adapt to their needs and the mission's demands.

HCI systems in space habitats must be designed with the ability to be customized to individual astronaut preferences and operational roles. This includes adjustable interface layouts, personalized control settings, and adaptive feedback mechanisms that can be modified based on the user's experience or the specific task at hand. For example, the use of procedure automation software like PRIDE on the International Space Station shows how adaptable HCI systems can support astronauts by simplifying complex operations, allowing them to tailor the system to fit their workflow and enhance their ability to perform tasks efficiently (Billman et al., 2016).

HCI systems that incorporate adaptive technologies can adjust to new information or environmental shifts without requiring extensive manual reconfiguration. This adaptability can be particularly important in managing unexpected situations or emergencies where rapid adaptation of the interface may be critical for mission success. The exploration of brain–computer interfaces (BCIs) for space applications suggests the potential for systems that adapt to cognitive states, providing a direct link between intention and action without the need for physical interaction, which can be invaluable in a constrained environment like that of a spacecraft or a planetary base (Negueruela et al., 2011).

Interfaces should be designed not only with current technologies and methods in mind but also in a way that allows for future upgrades and integrations. The growth-adaptable design of space habitats highlights the need for HCI that can evolve as the habitat expands or as new modules and technologies are integrated (Goyal et al., 2017).

Augmented reality (AR) and virtual reality (VR) are emerging as transformative technologies in space HCI. These technologies can provide astronauts with immersive and interactive environments that aid in navigation, maintenance, and complex task execution. AR, for instance, can overlay critical information directly onto the physical environment, helping astronauts perform tasks more efficiently and with greater accuracy. VR

offers training simulations that are crucial for preparing astronauts for missions, allowing them to practice procedures in a controlled, virtual environment before executing them in a real space setting. Such applications not only enhance operational performance but also significantly reduce the risks associated with space missions (Karasinski et al., 2021).

Voice control and gesture-based interactions are also advancing in space HCI. These techniques allow for hands-free operation, which is invaluable in a microgravity environment where manual handling of controls can be challenging. Voice commands can facilitate communication with control systems, especially during routine checks or when manual control is not feasible. Gesture control, integrated with data-glove technology, enables astronauts to command systems or interact with digital information through natural hand movements, reducing the physical strain and increasing the efficiency of performing tasks in confined spaces.

9.5.2 Control Systems Integration

This integration involves harmonizing numerous complex subsystems, such as life support, power management, environmental control, and safety systems, to function seamlessly under the extreme conditions of space. Achieving effective control systems integration is essential for maintaining the operational stability, safety, and overall habitability of space environments.

The process demands a meticulous approach to synchronize mechanical, electrical, and software components. This synchronization is critical not only for day-to-day operations but also for ensuring that the habitat can respond effectively to the dynamic and often unpredictable conditions of space. Systems must be robust yet flexible, capable of adapting to changing conditions and crew requirements while maintaining a fail-safe operation to protect the crew in case of system malfunctions or external disruptions.

The integration of these control systems extends to interfacing with the crew in a manner that enhances their capacity to manage and monitor these systems efficiently. Advanced interfaces such as voice control and autonomous management systems play a crucial role in reducing the cognitive load on astronauts, allowing them to focus on mission-critical

tasks rather than routine system management. These technologies also enhance the habitat's capability to support long-duration missions far from Earth, where real-time communication with ground control may not be feasible.

Voice control systems streamline many aspects of habitat management by allowing astronauts to perform tasks hands-free. This capability is crucial during complex or critical operations where manual dexterity is compromised, such as when wearing bulky space suits or when an astronaut needs to multitask. By using voice commands, astronauts can adjust habitat settings, access data, and even control robotic assistants without interrupting their primary tasks, significantly enhancing operational efficiency.

The integration of voice control also enhances safety within the habitat. In emergencies where immediate actions are necessary, voice commands can be the fastest way to initiate procedures or shut down systems to prevent accidents. Moreover, this technology increases accessibility for all crew members by providing an alternative interaction mode that does not rely on physical mobility or visual contact with control interfaces. This is particularly important in ensuring that all astronauts, regardless of their physical condition at any moment, can still effectively interact with the habitat's systems.

Despite its benefits, implementing voice control in the unique space environment presents several challenges. The accuracy of voice recognition can be affected by background noise from the habitat's machinery or by the altered speech patterns that can occur in stressful scenarios. To address these challenges, recent advancements have focused on developing noise-canceling algorithms and enhancing speech recognition software to better understand the nuances of human speech in different conditions. For example, NASA's efforts in integrating voice-control technologies into their Artemis program highlight the development of more sophisticated systems designed to handle the intricate demands of space communication (Salazar, 2022).

Adaptive control systems are particularly valuable because they can modify their operations in real-time to cope with new challenges, such as alterations in habitat load or the integration of new modules. This capability

is essential in maintaining stability and functionality as the habitat's structure and functions evolve over time. For instance, adaptive control methodologies are increasingly integrated into life support and environmental control systems to optimize resource use and maintain life-critical parameters under varying conditions. These systems are designed to be resilient, compensating for potential system failures or environmental anomalies without compromising the habitat's overall integrity.

The capacity for fault detection, isolation, and recovery is a key advantage of advanced adaptive control systems. These systems can assess and diagnose issues, and then reconfigure themselves to maintain operation, which is indispensable for ensuring continuous life support and safety in space. The development of adaptive controls that incorporate machine learning algorithms is on the rise, aiming to enhance the ability of space systems to learn from past incidents and improve their predictive and responsive actions (Abiko & Yoshida, 2010).

The integration of adaptive control systems with autonomous operations is increasingly important as missions extend further into space and away from immediate Earth support. These systems can autonomously manage habitat operations such as adjusting the power consumption or managing waste recycling systems based on the current usage and available resources, significantly reducing the workload on astronauts and increasing the overall mission efficiency.

A key development in space habitat autonomy is the implementation of vehicle management systems capable of controlling the habitat's operational state independently. NASA's Advanced Exploration Systems program has played a pivotal role in pioneering technologies that enable the autonomous operation of space habitats. This includes the development of fault-tolerant avionics architecture, innovative power system controllers, and autonomy software, which collectively contribute to the capability of a habitat to maintain critical life support and operational functionalities autonomously. A noteworthy demonstration involved the simulation of a habitat and its subsystems, such as power storage and air-side life support, to validate the autonomous operations during eclipses and other periods of minimal energy availability (Aaseng et al., 2018).

The validation of autonomous systems for space applications includes rigorous testing to ensure these systems can perform under the unique conditions of deep space. This involves simulating long-duration missions where communication delays to Earth are significant, necessitating that habitats maintain their stability and respond to emergencies autonomously. Testing these systems helps to understand their behavior in isolation and in interaction with other subsystems, which is critical for assessing their readiness for actual mission scenarios. The focus is often on ensuring that autonomous systems can handle unexpected situations without human intervention. Integrating autonomous systems into existing habitat architectures poses significant challenges, primarily related to compatibility and adaptability. Systems must be designed to seamlessly integrate with legacy systems while being flexible enough to adapt to evolving mission requirements and technologies.

REFERENCES

Aaseng, G., Frank, J., Iatauro, M., Knight, C., Levinson, R., Ossenfort, J., Scott, M., Sweet, A., Csank, J., Soeder, J., Carrejo, D., Loveless, A., Ngo, T., & Greenwood, Z., 2018. Development and Testing of a Vehicle Management System for Autonomous Spacecraft Habitat Operations. 2018 AIAA SPACE and Astronautics Forum and Exposition. 10.2514/6.2018-5148.

Abiko, S., & Yoshida, K., 2010. Adaptive reaction control for space robotic applications with dynamic model uncertainty. *Advanced Robotics*, 24, pp. 1099–1126. https://doi.org/10.1163/016918610X501264.

Akin, D., 2012. A Parametric Comparison of Microgravity and Macrogravity Habitat Design Elements. 42nd International Conference on Environmental Systems. 10.2514/6.2012-3598.

Akisheva, Y., & Gourinat, Y., 2021. Utilisation of moon regolith for radiation protection and thermal insulation in permanent lunar habitats. *Applied Sciences*, 11, pp. 3853. https://doi.org/10.3390/app11093853.

Anees, M., Gbaguidi, A., Kim, D., & Namilae, S., 2017. Structural health monitoring of inflatable structures for MMOD impacts. 10169.

10.1117/12.2260195.

Basu, T., Bannova, O., & Camba, J., 2021. Mixed reality architecture in space habitats. *Acta Astronautica*, 178, pp. 548-555. https://doi.org/10.1016/J.ACTAASTRO.2020.09.036.

Bergman, J., Li, F., Kumar, A., & Min, J., 2017. Expandable sensor networks for structural health monitoring. *Structural Health Monitoring-an International Journal*. https://doi.org/10.12783/shm2017/13931.

Billman, D., Schreckenghost, D., & Caddick, Z., 2016. Transfer at the Level of Human-Computer System: Problem Solving using Procedure-Automation Software. Cognitive Science.

Broyan, J., 2010. International Space Station Crew Quarters Ventilation and Acoustic Design Implementation. https://doi.org/10.2514/6.2010-6018.

Burattini, C., Bisegna, F., Gugliermetti, F., & Marchetti, M., 2014. A new conceptual design approach for habitative space modules. *Acta Astronautica*, 97, pp. 1–8. https://doi.org/10.1016/J.ACTAASTRO.2013.12.008.

Cesaretti, G., Dini, E., Kestelier, X., Colla, V., & Pambaguian, L., 2014. Building components for an outpost on the lunar soil by means of a novel 3D printing technology. *Acta Astronautica*, 93, pp. 430–450. https://doi.org/10.1016/J.ACTAASTRO.2013.07.034.

Chen, M., Goyal, R., Majji, M., & Skelton, R., 2020. Design and analysis of a growable artificial gravity space habitat. *Aerospace Science and Technology*, 106, pp. 106147. https://doi.org/10.1016/j.ast.2020.106147.

Colombano, S., Spirkovska, L., Baskaran, V., Aaseng, G., McCann, R., Ossenfort, J., Smith, I., Iverson, D., & Schwabacher, M., 2013. A System for Fault Management and Fault Consequences Analysis for NASA's Deep Space Habitat. https://doi.org/10.2514/6.2013-5319.

Crabb, T., Richter, R., & Hinman-Sweeney, E., 2008. Smart sensing for space processing and automation. *Proceedings of Conference on NASA Centers for Commercial Development of Space*. https://doi.org/10.1063/1.47281.

Ekblaw, A., & Paradiso, J., 2019. *Self-Assembling Space Habitats: TESSERAE design and mission architecture*. 2019 IEEE Aerospace Conference, pp. 1-11. https://doi.org/10.1109/ AERO.2019.8742122

Fairburn, S., 2009. Retrofitting the International Space Station. Out of This World: The New Field of Space Architecture. https://doi.org/10.2514/5.9781563479878.0059.0070.

Fallatah, A., Stoddard, B., Burnett, M., & Knight, H., 2021. Towards user-centric robot furniture arrangement. *2021 30th IEEE International Conference on Robot & Human Interactive Communication (RO-MAN)*, pp. 1066–1073. 10.1109/RO-MAN50785.2021.9515552.

Filippis, L., Gaia, E., Guglieri, G., Re, M., & Ricco, C., 2014. Cognitive based design of a human machine interface for telenavigation of a space rover. *Journal of Aerospace Technology and Management*, 6, pp. 415–430. https://doi.org/10.5028/JATM.V6I4.339.

Frulla, G., Cestino, E., Cumino, F., Piccolo, A., Giulietti, N., Fossat, E., & Kharrazi, E., 2022. An innovative material for space-oriented structures and habitat design. *Aircraft Engineering and Aerospace Technology*. https://doi.org/10.1108/aeat-06-2022-0170.

Goyal, R., Bryant, T., Majji, M., Skelton, R., & Longman, A., 2017. Design and Control of Growth Adaptable Artificial Gravity Space Habitat. https://doi.org/10.2514/6.2017-5141.

Griffin, B., 2008. Lunar Habitat Airlock/Suitlock, pp. 1–12. 10.1061/40988(323)102.

Guo, Q., Li, W., Dong, J., Li, Y., Wang, K., Wang, H., & Zhao, W., 2011. Application of carbon fiber composite on space camera frame. *Advanced Materials Research*, 194–196, pp. 1558–1563. https://doi.org/10.4028/www.scientific.net/AMR.194-196.1558.

Herrman, K., Baxter, L., Mishra, K., Benton, E., Singh, R., & Vaidyanathan, R., 2019. Mechanical characterization of polyethylene-based thermoplastic composite materials for radiation shielding. *Composites Communications*. https://doi.org/10.1016/J.COCO.2019.02.007.

Howe, S., 2014. *Workstation Designs for a Cis-Lunar Deep Space Habitat*. AIAA SPACE 2014 Conference and Exposition. https://doi.org/10.2514/6.2014-4196 .

Jian, W., 2014. Research on Sealing Materials of Different Systems in Manned Spacecraft. Manned Spaceflight.

Karasinski, J., Valverde, I., Brosnahan, H., Gale, J., Kim, R., Yashar, M., & Márquez, J., 2021. Designing procedure execution tools with emerging technologies for future astronauts. *Applied Sciences*. https://doi.org/10.3390/APP11041607.

Labib, A., 2019. SPACE–Saving and multiple using furniture. *International Journal of Design and Fashion Studies.* 10.21608/ijdfs.2019.180019.

Laurenzi, S., Zanet, G., & Santonicola, M., 2020. Numerical investigation of radiation shielding properties of polyethylene-based nanocomposite materials in different space environments. *Acta Astronautica*, 170, pp. 530–538. https://doi.org/10.1016/j.actaastro.2020.02.027.

Mamalis, A., Spentzas, K., Pantelelis, N., Manolakos, D., & Ioannidis, M., 2008. A new hybrid concept for sandwich structures. *Composite Structures*, 83, pp. 335–340. https://doi.org/10.1016/J.COMPSTRUCT.2007.05.002.

NASA (2022) *NASA-STD-5001B: Structural Design and Test Factors of Space Flight Systems*. Washington, DC: NASA Technical Standards.

NASA (2022) *NASA-STD-5002A: Load Analysis of Space Flight Systems*. Washington, DC: NASA Technical Standards.

NASA (2022) *NASA-STD-3001 Volume 1: Space Flight Human-System Standard - Crew Health*. Washington, DC: NASA Technical Standards.

NASA (2022) *NASA-STD-3001 Volume 2: Space Flight Human-System Standard – Habitability and Environmental Health*. Washington, DC: NASA Technical Standards.

NASA (2022) *NASA-STD-5018: Structural Test Factors of Space Flight Systems*. Washington, DC: NASA Technical Standards.

Negueruela, C., Broschart, M., Menon, C., & Millán, J., 2011. Brain–computer interfaces for space applications. *Personal and Ubiquitous Computing*, 15, pp. 527–537. https://doi.org/10.1007/s00779-010-0322-8.

Nicogossian, A., Williams, R., Huntoon, C., & Doarn, C., 2016. Living and working in space: An overview of physiological adaptation, *Performance, and Health Risks*. pp. 95–134. https://doi.org/10.1007/978-1-4939-6652-3_3.

Ohanian, O., Garg, N., & Castellucci, M., 2017. *Integrated fiber optic structural health sensors for inflatable space habitats*. 10172. 10.1117/12.2260106.

Pitterà, T. and D'Errico, M., 2011. Multi-purpose modular plug and play architecture for space systems: Design, integration and testing. *Acta Astronautica*, 69 7-8, pp. 629–643. https://doi.org/10.1016/j.actaastro.2011.04.002.

Rapp, D., 2006. Radiation effects and shielding requirements in human missions to the Moon and Mars. *The Mars Journal*, 2, pp. 46–71. https://doi.org/10.1555/MARS.2006.0004.

Rismanchi, B., Mousavi, S., Kachalov, A., Sánchez, P., Martínez, Ú., & Ezquerro, J., 2023. Preliminary design of a space habitat thermally controlled using phase change materials. *Thermo*. https://doi.org/10.3390/thermo3020014.

Rodea, A., & Mercado, L., 2022. *Ergonomics, Environment and Sustainability*. AHFE International. 10.54941/ahfe1001329.

Rucker, M., Hoffman, S., Andrews, A., & Watts, K., 2018. *Advantages of a Modular Mars Surface Habitat Approach*. 2018 AIAA SPACE and Astronautics Forum and Exposition. https://doi.org/10.2514/6.2018-5102.

Salazar, G., 2022. Applying NASA's Human Systems Integration Methodology in Implementing Voice-Control of Future Spacecraft Systems. 2022 International Symposium on Measurement and Control in Robotics (ISMCR), pp. 1–13. 10.1109/ISMCR56534.2022.9950595.

Schlacht, I., & Birke, H., 2011. Space design. *Personal and Ubiquitous Computing*, 15, pp. 497–509. https://doi.org/10.1007/s00779-010-0326-4.

Schneider, I., Daga, A., León, P., & Harris, G., 2010. Interim Report for the Human Exploration of the Moon and Mars: Space Radiation Protection and MITIGATION strategies for A long Term Duration Lunar Base. https://doi.org/10.2514/6.2010-6220.

Sheng, L., Wei, T., Liang, Y., Jiang, L., Qu, L., & Fan, Z., 2017. Ultra-high toughness all graphene fibers derived from synergetic effect of interconnected graphene ribbons and graphene sheets. *Carbon*, 120, pp. 17–22. https://doi.org/10.1016/J.CARBON.2017.05.033.

Shi, L., Yang, H., & Zhang, Z., 2023. Application of experimental teaching method in teaching habitat interior space design. *SHS Web of Conferences*. https://doi.org/10.1051/shsconf/202315901013.

Simon, M., Clowdsley, M., & Walker, S., 2013. Habitat Design Considerations for Implementing Solar Particle Event Radiation Protection. https://doi.org/10.2514/6.2013-3403.

Simon, M., & Toups, L., 2014. Innovation in Deep Space Habitat Interior Design: Lessons Learned From Small Space Design in Terrestrial Architecture. https://doi.org/10.2514/6.2014-4474.

Simon, M., & Wilhite, A., 2013. A Tool for the Automated Design and Evaluation of Habitat Interior Layouts. AIAA SPACE 2013 Conference and Exposition. 10.2514/6.2013-5305.

Smith, R., & Langford, W., 2012. Design, Analysis and Fabrication of Secondary Structural Components for the Habitat Demonstration Unit-Deep Space Habitat. https://doi.org/10.2514/6.2012-1889.

Sun, J., & Bhushan, B., 2019. Nanomanufacturing of bioinspired surfaces. *Tribology International*. https://doi.org/10.1016/J.TRIBOINT.2018.08.007.

Thibeault, S., Kang, J., Sauti, G., Park, C., Fay, C., & King, G., 2015. Nanomaterials for radiation shielding. *MRS Bulletin*, 40, pp. 836–841.

https://doi.org/10.1557/MRS.2015.225.

Villarouco, V., Soares, M., Costa, A., & Andreto, L., 2012. Evaluation of a work space based on an ergonomic design methodology of the built environment. *Theoretical Issues in Ergonomics Science*, 13, pp. 203–224. https://doi.org/10.1080/1464536X.2011.559290.

Vuolo, M., Baiocco, G., Barbieri, S., Bocchini, L., Giraudo, M., Gheysens, T., Lobascio, C., & Ottolenghi, A., 2017. Exploring innovative radiation shielding approaches in space: A material and design study for a wearable radiation protection spacesuit. *Life sciences in space research*, 15, pp. 69–78. https://doi.org/10.1016/j.lssr.2017.08.003.

Walker, S., McDonald, A., Niki, T., & Aglietti, G., 2011. Initial performance assessment of hybrid inflatable structures. *Acta Astronautica*, 68, pp. 1185–1192. https://doi.org/10.1016/J.ACTAASTRO.2010.10.009.

Wang, H., Li, T., Wu, L., Lou, C., & Lin, J., 2019. Spacer fabric/flexible polyurethane foam composite sandwiches: Structural design and quasi-static compressive, bursting and dynamic impact performances. *Journal of Sandwich Structures and Materials*, 23, pp. 1366–1382. https://doi.org/10.1177/1099636219859629.

Wang, Y., 2020. Space Robot Mechanical System, pp. 125-193. 10.1007/978-981-15-4902-1_7.

Yim, M., Roufas, K., Duff, D., Zhang, Y., Eldershaw, C., & Homans, S., 2003. Modular Reconfigurable Robots in Space Applications. *Autonomous Robots*, 14, pp. 225-237. https://doi.org/10.1023/A:1022287820808.

Zhang, M., Niu, H., & Wu, D., 2018. Polyimide fibers with high strength and high modulus: Preparation, structures, properties, and applications. *Macromolecular rapid communications*, 39 20, pp. e1800141. https://doi.org/10.1002/marc.201800141.

Zhang, Z., & Parsons, P., 2023. Designing visual displays for deep space habitats: challenges and opportunities from a cognitive task analysis with ISS mission control. *Proceedings of the Human Factors and*

Ergonomics Society Annual Meeting, 67, pp. 171–176. https://doi.org/10.1177/21695067231200875.

Zhao, J., Zhao, X., Jiang, Z., Li, Z., Fan, X., Zhu, J., Wu, H., Su, Y., Yang, D., Pan, F., & Shi, J., 2014a. Biomimetic and bioinspired membranes: Preparation and application. *Progress in Polymer Science*, 39, pp. 1668–1720. https://doi.org/10.1016/J.PROGPOLYMSCI.2014.06.001.

Zhao, N., Wang, Z., Cai, C., Shen, H., Liang, F., Wang, D., Wang, C., Zhu, T., Guo, J., Wang, Y., Liu, X., Duan, C., Wang, H., Mao, Y., Jia, X., Dong, H., Zhang, X., & Xu, J., 2014b. Bioinspired materials: From low to high dimensional structure. *Advanced Materials*, 26. https://doi.org/10.1002/adma.201401718.

OceanofPDF.com

Chapter 10
Geometry and Spatial Design

10.1 OPTIMIZATION OF SPACE UTILIZATION

Planning of these habitats requires the creation of multifunctional areas that can seamlessly transition between various uses such as sleeping, working, dining, and recreation, often with minimal adjustments. For example, workstations might convert into dining areas, and sleeping quarters could double as personal retreats or study spaces, highlighting the need for versatility in habitat design to maintain crew morale and productivity where physical space is limited. Moreover, traditional storage methods are rethought, leading to the integration of storage solutions into the habitat's architecture, such as building compartments into walls, floors, or multifunctional furniture like seating areas with built-in storage underneath or in backrests and walls equipped with recessed shelving that can be exposed or concealed as needed. These innovative solutions help keep the habitat organized and ensure that essential tools and supplies are readily accessible without cluttering living spaces. Additionally, the deployment of advanced technologies such as automated storage systems enhances the functionality of these spaces by dynamically managing the allocation and retrieval of items based on their frequency of use and required accessibility, employing algorithms to optimize space and reduce the time crew members spend managing inventory. This holistic approach to habitat design underscores the importance of adaptability and efficient resource management in the challenging environment of space, ensuring that habitats not only meet the technical demands of space living but also provide a semblance of normalcy and comfort crucial for the well-being of their inhabitants.

Efficient Use of Space: The design of space habitats requires meticulous planning to ensure that every available space is used effectively. This involves creating multifunctional areas that can serve various purposes—sleeping, working, dining, and recreation—often transforming with minimal adjustments. For example, workstations might convert into dining areas,

and sleeping quarters could double as personal retreats or study spaces. Such versatility in habitat design is crucial for maintaining crew morale and productivity on missions where physical space is limited.

Innovative Storage Solutions: In space habitats, traditional storage methods are often inadequate due to the constraints on volume and weight. Instead, space architects are turning to innovative solutions that integrate storage into the habitat's architecture. This could involve building storage compartments into walls, floors, or even the habitat's furniture. For instance, seating areas might feature built-in storage under the seats or in backrests, and walls might include recessed shelving that can be exposed or concealed as needed. These solutions help keep the habitat organized and ensure that essential tools and supplies are readily accessible without cluttering living spaces.

Moreover, the application of advanced technologies like automated storage systems enhances the functionality of these spaces. Such systems can dynamically manage the allocation and retrieval of items based on their frequency of use and required accessibility, employing algorithms to optimize space and reduce the time crew members spend managing inventory.

NASA has established specific standards for storage systems, known as Cargo Transfer Bags (CTBs), which are used to manage compartment volumes for different types of payloads and stowage. These standards specify the dimensions and configurations of storage compartments, allowing for efficient organization and access to equipment, supplies, and scientific instruments (Figure 10.1).

Standard sizes ensure that storage solutions are modular and interoperable across different spacecraft and habitat modules. This modularity is crucial for maintaining an organized and adaptable environment where equipment and supplies can be easily transferred, tracked, and accessed. By standardizing the dimensions of storage compartments, NASA can ensure that every inch of available space is used effectively. This optimization is essential in environments where space is at a premium and efficiency is paramount. Standardized storage sizes simplify the logistics of packing, loading, and configuring payloads for missions. They help streamline operations both on Earth and in space, reducing the time and effort needed

for astronauts to manage resources. Standard-size compartments are factored into mission planning where payload configurations must meet strict size and weight constraints. From launch to in-orbit operations and through to the return or disposal of materials, these compartments facilitate the systematic storage, retrieval, and management of mission-critical assets.



Figure 10.1 A Cargo Transfer Bag.

Source: Jasmin Moghbeli / NASA / Public Domain

Technical Specifications and Examples

EXPRESS Racks and CTBs: The International Space Station uses EXPRESS (Expedite the Processing of Experiments to the Space Station) racks, which are designed to hold standard-sized CTBs (Figure 10.2). These racks and CTBs streamline the integration, transport, and accessibility of scientific experiments and supplies (Davis et al., 2013).

CTBs are available in a range of set sizes, for example, a single CTB has approximate dimensions of 50 cm long × 42 cm wide × 25 cm high. CTBs are also available in half, double, and triple sizes. After use as a cargo carrier, a regular CTB can be used for trash storage, eventually becoming part of the trash itself (Baccus et al., 2016).

These design elements are vital for ensuring that space habitats can support human life comfortably and efficiently over long periods. By focusing on flexible design and smart storage, habitat engineers aim to create environments that not only meet the technical demands of space living but also provide a semblance of normalcy and comfort, which are crucial for the well-being of their inhabitants. This holistic approach to habitat design underscores the importance of adaptability and efficient resource management in the challenging environment of space.

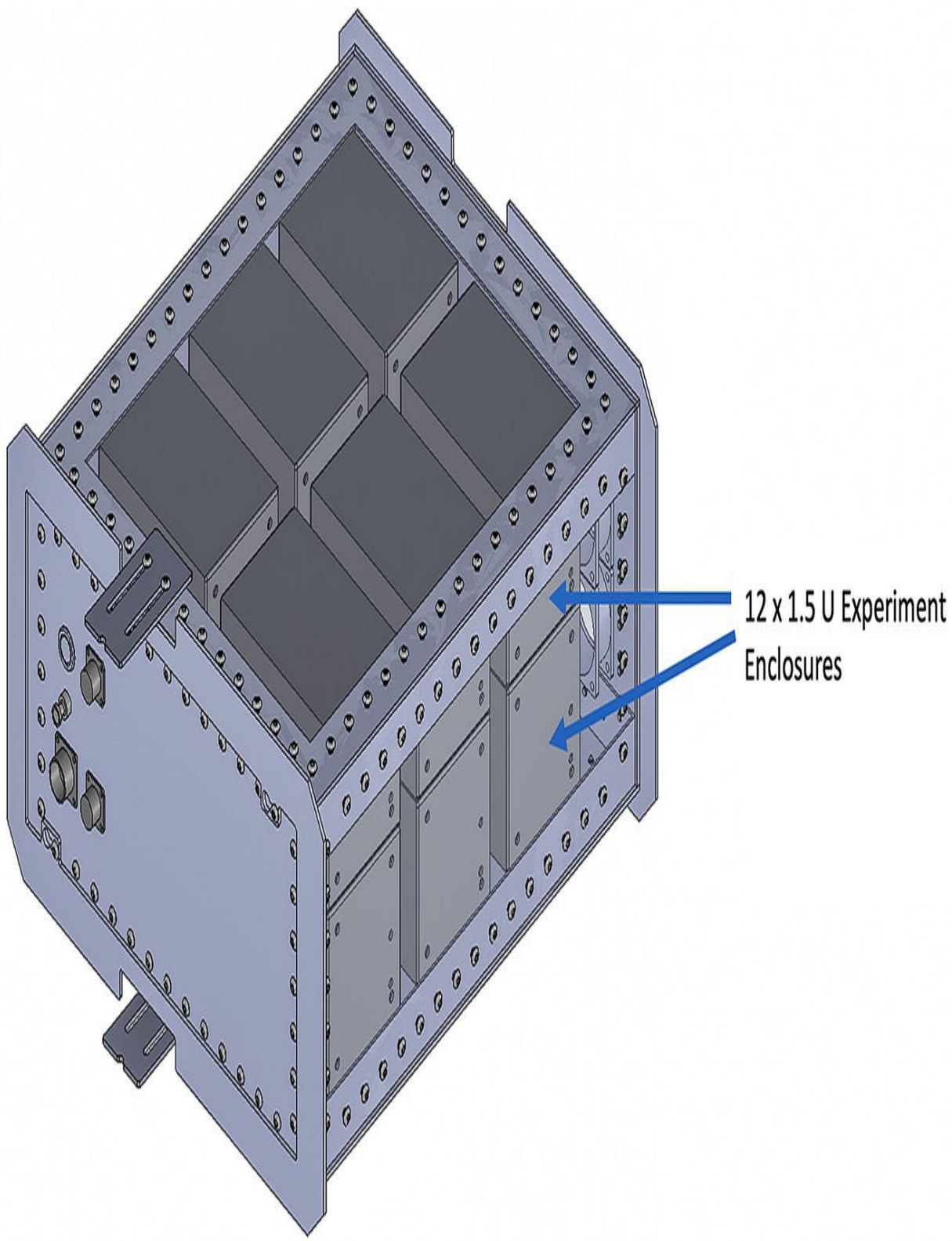

Figure 10.2 Illustration of an EXPRESS Rack

10.1.1 Maximizing Usable Space in Habitats

The design of space habitats often involves adaptable spaces that can serve multiple functions. This includes areas that can be easily transformed from living quarters to workstations, dining areas, or recreational spaces. The use of modular components and furniture that can be rearranged or folded away when not in use is crucial for this flexibility. For example, the concept of constructing a multifunctional settlement on the Moon involves sequential solutions that address the main problems of habitability and operational versatility, focusing on payload efficiency and protection. This concept emphasizes the use of modular design and standard components that can be quickly assembled and reconfigured as needed, enhancing the habitat's usability and adaptability (Degtyarev et al., 2020).

Another innovative approach to maximizing space in habitats is integrating virtual reality (VR) technologies. VR can be used to simulate larger or different environments, providing mental and emotional relief as well as functional flexibility. VR applications can transform a small physical space into a variety of settings for training, relaxation, or social interactions, effectively expanding the usable space without the need for physical alterations.

Insights from the “small house movement” in terrestrial architecture, where efficient use of space is critical due to rising housing costs and environmental concerns, can be translated into space habitat design. These small living spaces often feature innovative solutions like multifunctional furniture, reconfigurable spaces, and efficient appliances that conserve space while maintaining functionality and comfort. Applying these principles in space habitats can lead to significant improvements in how space is utilized, making habitats more livable and efficient (Simon & Toups, 2014).

The use of VR to augment the physical space available is a forward-thinking approach that can vastly enhance the functionality of compact spaces. VR can create immersive environments for training, relaxation, or social interaction, effectively increasing the usable area without physical expansion. This technology provides psychological relief and spatial flexibility, critical in the confined environments of space habitats.

Modular habitat designs allow for the addition, removal, or reconfiguration of modules according to mission requirements. This flexibility supports a range of activities and crew sizes, adapting to mission phases or unexpected needs. The paper *Self-Assembling Space Habitats: TESSERAE design and mission architecture* discusses adaptive, modular, and re-configurable space structures, emphasizing their potential for evolving commercial space station markets and initial human Mars missions. These habitats can dynamically adjust to new use cases, promoting extensive reuse and reconfiguration (Ekblaw & Paradiso, 2019).

Growable designs allow habitats to expand in response to increased crew numbers or extended mission durations. The concept involves starting with a compact, efficient core that can be expanded through additional modules or inflatable sections. This approach is illustrated in the *Design and analysis of a growable artificial gravity space habitat* by Chen et al., where a habitat initially designed for a small crew can grow through the addition of new layers or sections, facilitated by a tensegrity structure that optimizes mass and cost while providing necessary gravity and radiation protection (Chen et al., 2020).

Both modular and growable designs often incorporate multifunctional components that serve structural, protective, and life-support roles. This integrated approach maximizes the efficiency of space usage and resource allocation. For example, walls that serve as radiation shields and structural supports while also incorporating systems for air and water recycling are common in advanced habitat designs.

10.1.2 Innovative Storage Solutions

These solutions involve creative use of space and advanced technologies to ensure that storage is not only space-efficient but also enhances the overall habitability of the station. Deployable and foldable storage options, such as adaptable furniture and retractable compartments, provide flexibility and maximize the utility of available space. Integration of storage into the structure itself, utilizing underutilized areas like underfloor spaces and built-in wall units, helps maintain a clutter-free environment that is essential for both mental well-being and physical safety in space. Additionally, the advent of smart storage systems, which leverage automation and artificial

intelligence, optimizes the retrieval and stowage of items, thereby reducing the time astronauts spend managing these tasks.

Utilizing origami principles, space habitats can incorporate foldable structures that expand to provide substantial storage space when needed and collapse to minimal volumes during launch or nonuse periods. For instance, the study on “Origami-Inspired Deployable Space Habitats” explores the use of origami bellows, designed with Kresling and Miura-ori patterns, that offer significant volume expansions when deployed. These structures not only provide internal storage options but also contribute to the overall habitat structure, demonstrating a balance between functionality and spatial efficiency (Defillion & Schenk, 2023). Research into materials like MAdFlex, a novel sandwich material, has shown promise for deployable and foldable storage units. These materials can be stiff when loaded in one direction and flexible in another, making them ideal for creating storage solutions that can be easily expanded or contracted based on current needs. Such materials allow for the design of space-saving furniture and storage compartments that are both lightweight and durable, suitable for the harsh conditions of space (Frulla et al., 2022). Deployable habitat systems, such as those developed by ILC Dover and Folded Structures Company, focus on integrating lightweight secondary space structures that pack and deploy in sync with the primary habitat structure. These systems are designed to optimize operational volume while minimizing the mass and complexity of deployment. This integrated approach ensures that storage spaces are not only accessible and efficient but also part of the habitat's overall structural integrity (Hinkle & Kling, 2011).

Underfloor storage systems leverage the space beneath the habitat's floor panels. These systems can include compartments for storing food, scientific equipment, or personal items, which can be accessed through removable or hinged floor panels. The benefit of such a system is that it utilizes a typically unused space, thereby freeing up living areas for other purposes. This method is detailed in the study on the use of phase-change materials underfloor for thermal regulation and storage, suggesting a dual-use approach where underfloor systems not only provide storage but also enhance habitat climate control (Farid & Kong, 2001). Utilizing the walls of space habitats for storage is an efficient way to maximize the available space. This can include built-in shelving, cabinets, and recessed areas that

can be closed off when not in use. These integrated solutions ensure that every square inch of the habitat is used optimally, while also contributing to the structural integrity of the habitat. The concept of PCM-integrated walls that also serve thermal storage purposes, thereby enhancing energy efficiency while providing storage, is an example of how wall systems can be dual-purpose (Kishore et al., 2020).

Smart storage systems incorporate sensors and automation technologies to monitor and manage inventory. This includes tracking the usage, location, and availability of supplies, which helps in maintaining an organized and efficient storage system. For example, the NASA Wireless Smart Plug project developed sensors that monitor the power consumption of devices within the habitat, which could be adapted for smart storage solutions to control and monitor environmental conditions and inventory within storage units (Morgan & Porter, 2014). Enhancing the user experience through intuitive interfaces that allow astronauts to interact easily with the storage system is another focus. The development of interfaces that provide quick access to needed items and display the status of inventory items in real time is crucial for reducing the time spent managing supplies. The smart mockup habitat research by Zignego and Gemelli (2020) emphasizes optimizing habitat design based on user experience, which extends to the development of smart storage systems that enhance interaction through customized controls and automated systems (Zignego & Gemelli, 2020).

Furniture pieces are designed to transform and serve multiple purposes, such as seating that can convert into sleeping quarters, workstations that double as dining tables, or storage units that can be reconfigured into exercise equipment. This flexibility is essential for accommodating the multifaceted needs of astronauts in a constrained environment. The study *Innovation in Deep Space Habitat Interior Design: Lessons Learned From Small Space Design in Terrestrial Architecture* discusses how design principles from small space living on Earth, like tiny homes and micro-apartments, are applied to space habitats. These principles include the use of furniture that can be easily reconfigured or stored away when not in use, maximizing the functional use of every square inch of the habitat (Simon & Toups, 2014). Multifunctional furniture in space habitats often incorporates integrated technologies, such as built-in interfaces for control of the habitat environment, embedded screens for communication and data display, or

sensors that monitor usage and adjust the furniture's configuration automatically to optimize comfort and space usage. Research on *Towards User-Centric Robot Furniture Arrangement* explores the concept of robotic furniture that can autonomously change its configuration based on the user's needs or the activities being performed. This technology allows for dynamic space management and enhances the adaptability of living quarters in response to different tasks or crew preferences.

10.2 GEOMETRIC CONSIDERATIONS FOR HABITABILITY

Geometry plays a fundamental role in the design of space habitats, influencing not only the physical stability and efficiency of these structures but also significantly impacting the psychological well-being and spatial perception of their inhabitants. In this section, we explore how various geometric shapes, from the more traditional circular and spherical forms to more complex geometries, affect both the functionality of space habitats and the mental health of those living within them.

The design of a space habitat must account for the need to efficiently manage internal pressures and resist external forces, which often makes certain geometric forms more suitable than others. Beyond these physical and technical considerations, the psychological impact of living in a defined geometric space is profound. How astronauts perceive and interact with their environment can influence their mood, stress levels, cognitive function, and overall mission success.

This part of the chapter delves into the scientific understanding of the psychological impacts of architectural geometry, backed by research on spatial cognition and behavioral psychology. We discuss the advantages and challenges of integrating various geometric forms into habitat design, aiming to optimize both the physical safety and psychological health.

10.2.1 The Impact of Shapes on Human Psychology

Understanding the impact of geometric shapes on human psychology is crucial in the design of space habitats, where the physical environment plays a significant role in the health and well-being of astronauts. This

section explores how different shapes and spatial configurations can influence mood, behavior, and cognitive functions, offering insights into how best to structure living and working spaces in environments beyond Earth.

The architecture of a space habitat must consider the psychological effects of its geometric design. Spaces with certain shapes, such as curves and spheres, can enhance comfort and safety, promoting a sense of security and well-being. Conversely, sharp angles and confined spaces might induce stress or discomfort, particularly in the high-pressure environment of space. Additionally, the way a space is structured can significantly affect astronauts' spatial orientation, their ability to form cognitive maps for navigation, and even their social interactions and teamwork dynamics. The design and geometry of space habitats significantly influence astronauts' spatial perception and psychological comfort. Rounded structures, such as circles and spheres, are not only efficient from a structural standpoint but also have profound psychological benefits. These forms tend to evoke feelings of safety and continuity, which can be particularly comforting in the isolated and extreme environment of space.

Curved environments, like those with circular sections or domed ceilings, can alter perceptions of space and size, often making interiors feel larger and more open. The absence of sharp corners also reduces subconscious stress triggers, promoting a safer and more comfortable living environment. Research supports that humans naturally prefer curved shapes, which are perceived as less threatening and more welcoming than sharp angular designs (Ben-Yehoshua et al., 2011). Solutions for this are as simple as creating well-sized fillets on edges in the architectural design and working with circular habitat designs.

The configuration of living and working spaces significantly impacts social interactions and dynamics among crew members. For example, open and interconnected layouts facilitated by circular or spherical designs can enhance communication and teamwork. These configurations prevent the segmentation of space into isolated zones, which can hinder interaction and collaboration, thus fostering a more cohesive and supportive crew environment. As space missions become longer and the psychological demands on astronauts increase, the role of geometry in habitat design will become even more critical. Future habitats might incorporate more dynamic

and adaptable geometric elements that can change in response to crew needs or mission phases, enhancing both functional utility and psychological well-being.

In space habitats, where traditional environmental cues are absent, the ability to form effective cognitive maps is essential for both navigation and psychological well-being, a critical process that enables individuals to acquire, code, store, recall, and decode information about the relative locations and attributes of phenomena in their everyday spatial environment. Geometric structures in space habitats can significantly influence the way astronauts perceive space and form spatial memories. Research has shown that certain geometric configurations can enhance the clarity and ease with which spatial information is processed and remembered. For example, environments that incorporate both geometric and feature-based cues can facilitate better spatial orientation and quicker adaptation to new surroundings. These features help in creating a mental map of the habitat for efficient movement and task performance in space (Lourenco & Cabrera, 2015).

Fractal geometry, which appears in nature as self-repeating patterns at various scales, is also being studied for its potential to enhance cognitive mapping in artificial environments like space habitats. Fractals can reduce stress and cognitive load by providing visually coherent yet complex patterns that are aesthetically pleasing and easy to comprehend. Understanding how fractal patterns influence human space use and cognitive mapping might provide insights into designing more effective and comforting space habitats (Gautestad, 2011).

Advancements in technology also play a crucial role in enhancing cognitive mapping in space habitats. For instance, augmented reality (AR) can be utilized to superimpose digital information onto the real-world view of astronauts, providing them with additional contextual and navigational cues that aid in spatial orientation and decision-making. AR technologies can highlight pathways, mark important equipment or stations, and provide real-time data, all of which enhance the astronaut's ability to form and utilize cognitive maps effectively.

Research highlights that the physical design of workspaces directly impacts collaboration. For instance, spaces designed to promote easy access and

visibility among team members tend to enhance direct communication and spontaneous collaboration. Open layouts without physical barriers encourage more frequent interactions and are seen as more conducive to collaborative work. This principle is adopted in space habitat design where communal areas and shared workspaces are often centrally located and designed to be easily accessible from different parts of the habitat, promoting a sense of community and ease of interaction (Calvo & Sclater, 2021).

Informal spaces, such as communal dining areas or recreational zones, play a crucial role in building rapport and fostering informal communications among crew members. These spaces are strategically designed using specific geometric shapes that facilitate ease of movement and comfort, encouraging crew members to gather and interact casually. Such interactions are vital for maintaining team cohesion and morale over long-duration missions (Bernstein & Turban, 2018).

The design can also mitigate potential conflicts by providing adequate personal space and well-defined private areas. Personal quarters and individual workstations are examples where careful geometric planning is essential to ensure that while personal space is respected, isolation is minimized. This balance is crucial in preventing feelings of claustrophobia and alienation, which can negatively impact team dynamics and mission outcomes.

The integration of technology within these spaces also enhances collaboration. AR and VR can be used to simulate collaborative environments that allow for interaction even when team members are physically apart. This technology is particularly useful in training scenarios or during stages of a mission when astronauts must operate in separate areas of a space habitat or even outside the habitat itself.

The geometric design must also consider the cultural backgrounds of the crew, as different cultures may have varying needs and preferences regarding personal and communal spaces. Understanding and incorporating these cultural nuances into the habitat's design can significantly enhance interaction quality and collaborative efforts, ensuring that all team members feel comfortable and valued.

10.2.2 Cylindrical, Spherical, and Other Geometries in Habitat Design

Cylindrical, spherical, and other geometric forms are not only instrumental in addressing the structural and environmental challenges of space but also significantly influence the interior experience of those habitats. This section explores the strategic use of various geometric shapes in habitat design, emphasizing how these choices impact habitat functionality, crew safety, and psychological comfort.

The selection of specific geometric shapes—cylindrical, spherical, and others—offers distinct advantages. These shapes efficiently manage the stresses and pressures typical in space environments, optimizing structural integrity and safety. Additionally, from a psychological perspective, rounded and continuous forms tend to evoke a sense of safety and calmness, which is particularly beneficial in the isolated and confined settings of space missions. Moreover, these geometries facilitate better space utilization and can enhance spatial perception, making confined spaces feel larger and more open.

The external size and shape are generally dictated by aerodynamics, mass, and pressure distribution. Cylindrical and spherical geometries provide excellent resistance to external pressures, a critical factor in vacuum environments where uniform stress distribution is crucial. This structural efficiency not only enhances the durability and safety of space habitats but also optimizes the use of materials. For instance, in NASA's studies, cylindrical designs are preferred for habitat modules because they efficiently contain the internal atmosphere and provide a robust structure against the harsh space environment. The spherical shape maximizes the internal volume relative to the surface area, which is vital for efficient space utilization and material economy.

The psychological impact of living and working in a cylindrical environment is profound. Rounded interiors, devoid of sharp angles, are known to induce a psychological response that is generally more positive compared to angular environments, which can subconsciously signal danger or discomfort. This is particularly beneficial in space, where the well-being of the crew is paramount for the success of long-duration missions. Research has shown that environments with curved lines and surfaces

promote comfort, reduce anxiety, and improve overall mood, making cylindrical and spherical habitats inherently suitable for sustaining mental health in space.

For example, the design of the Lunar Gateway, part of the Artemis program, incorporates cylindrical sections that optimize both structural integrity and space efficiency. These design choices reflect a deep understanding of the benefits derived from cylindrical geometry, including enhanced safety features and improved habitability conditions (Figure 10.3).

Figure 10.3 Circular HALO Shell Design for the Lunar Gateway.

Northrop Grumman/Thales Alenia Space / NASA / Public Domain

In cylindrical and spherical habitats, the arrangement of living and operational spaces requires innovative approaches to maximize the efficient use of curved and often unconventional spaces. The utilization of coupled shape and topology optimization techniques has been demonstrated to be effective in optimizing component layouts within confined spaces. By using a combination of shape optimization to determine the optimal layout and topology optimization for material configuration, designers can achieve a highly efficient packing of space systems. This method ensures that all components fit perfectly within the available space while maintaining structural integrity and operational accessibility (Zhu et al., 2008).

Integrating complex geometric forms within curved structures is another area where optimization plays a crucial role. Design and volume optimization studies of space structures show how interconnected beam structures within curved frames can be optimized to handle static loads efficiently while adhering to material constraints. This approach not only supports the structural stability of the habitat but also allows for the creative use of space, where each component is precisely positioned to contribute to overall habitat functionality and crew comfort (Jiang et al., 2017).

The Artemis Base Camp includes a series of interconnected habitats with a strong emphasis on circular and dome-like structures. These shapes are not just aesthetically pleasing but offer significant structural benefits. Circular and dome-shaped modules are inherently stronger and more efficient at distributing environmental stresses such as temperature fluctuations and radiation, which are prevalent on the lunar surface. The use of these geometries also facilitates the creation of a seamless internal environment that maximizes usable space and minimizes material weight, crucial for reducing launch costs.

The inherent nature of inflatable structures, which expand outwardly to create pressure, lends itself to forming rounded geometries. This characteristic makes rounded habitats ideally suited for the application of inflatable technology. Furthermore, these geometrical shapes are optimal for incorporating vertical structures and core systems, facilitating a consistent radial dimension that enhances modular design. This uniformity

significantly benefits the strategic placement and integration of modular components within the habitat, optimizing both spatial efficiency and functional adaptability.

10.3 SPATIAL ARRANGEMENT FOR EFFICIENCY

Functional zoning involves the strategic division of space into distinct areas, each designated for specific activities such as sleeping, working, dining, and recreation. This zoning is crucial for efficient space management and ensures that each area of the habitat can serve its intended purpose without interference. For instance, the separation of noisy operations from quiet living quarters helps to maintain a suitable living environment and supports the psychological well-being of the crew. In space habitats, simple measures could be important for managing the environmental conditions (e.g., air quality, noise) between living areas and operational zones like workshops or labs. This could involve the use of airlocks or buffer zones that help maintain atmospheric integrity and prevent cross-contamination. Zoning can also increase safety in the designs, such as the separation of pressurized and non-pressurized areas, or like an electric circuit, pressurized areas can be separated into individual units that don't impact each other if one unit is compromised.

Designing for movement and flow in space habitats is a pivotal aspect of architectural planning that ensures operational efficiency and enhances safety in the constrained environments of space. Strategic placement of doors, airlocks, and pathways is essential for facilitating seamless yet controlled movements within the habitat. Circular hallways surrounding a central core optimize spatial organization and reduce travel time between different sections, making movement more efficient in microgravity conditions. Additionally, the ergonomic design of these elements takes into account the physical comfort and psychological well-being of the crew, incorporating features like handrails and visual cues to aid navigation and prevent disorientation.

10.3.1 Functional Zoning in Space Habitats

Zoning based on functionality within space habitats involves designing and organizing different areas specifically tailored to support distinct activities, effectively enhancing operational efficiency and ensuring safety. This principle ensures that each segment of the habitat serves a well-defined purpose, minimizing resource waste and optimizing the use of available space. Here's an expanded view on how this is implemented:

Crew Quarters: Living areas are designated specifically for rest and privacy. These zones are strategically placed to minimize noise from communal and operational areas. The layout typically includes personal sleeping quarters, hygiene facilities, and small personal storage spaces. This separation helps in maintaining psychological well-being by providing a sanctuary away from the workspace, crucial in the confined and isolated environment of space habitats.

Laboratories and Work Areas: These zones are dedicated to scientific research, experiments, and maintenance operations. They are equipped with specialized tools and technologies necessary for astronauts to perform their duties. Such areas might also include more robust environmental controls to manage potential hazards associated with experiments, such as chemical spills or biological contamination.

Recreational and Social Areas: These are spaces designed to support the psychological and social needs of the crew, crucial for long-duration missions. Features might include exercise equipment, communal dining areas, and spaces for social interaction. These areas are often designed to be versatile, allowing for various recreational activities that help in reducing the monotony and stress of space travel.

Storage and Supply Zones: Efficiently managed storage areas are critical for organizing supplies such as food, scientific equipment, medical supplies, and other essentials. These zones are often designed with modularity in mind, allowing for easy adaptation based on current mission needs and inventory levels.

Utility and Support Zones: These include areas that house life support systems and other critical infrastructure necessary for the functioning of the habitat, such as water recycling systems and power management units. Such

areas are often restricted to authorized personnel only and are equipped with advanced monitoring systems to ensure operational reliability and safety.

Pressurized zones are critical for human habitation and include areas where crew live, work, and perform most of their daily activities. These zones maintain Earth-like atmospheric conditions, ensuring that astronauts have access to breathable air and comfortable living conditions. Pressurized zones are carefully designed to prevent any breach that could lead to depressurization, which would pose severe risks to crew safety and habitat integrity. The structural design of pressurized zones includes multiple layers of containment to protect against micrometeoroid impacts and radiation. These areas are also equipped with robust airlock systems that allow for safe transitions between internal and external environments. All life support systems, such as air recycling, water recovery, and temperature control systems, are primarily located within or connected to these zones, ensuring optimal functionality and accessibility for maintenance and monitoring.

Non-pressurized zones typically include areas that do not require a controlled atmosphere, such as certain storage compartments, external maintenance units, or docking bays. These areas are designed to hold equipment that does not require pressurization and can withstand the vacuum of space. Constructing non-pressurized zones involves different materials and construction approaches, often aimed at reducing weight and cost. These areas do not need the same level of atmospheric controls and insulation as pressurized zones, allowing for more straightforward and lighter construction. Non-pressurized zones are accessed less frequently and usually only for specific tasks that require spacesuits or robotic assistance. Access points between pressurized and non-pressurized zones are critically controlled to prevent accidental depressurization.

The zoning between pressurized and non-pressurized areas is critically planned to ensure operational efficiency and safety. Transition areas or airlocks serve as critical junctures to maintain the integrity of pressurized environments while allowing for necessary operations in non-pressurized zones. This planning includes emergency procedures to handle potential depressurization and systems to quickly isolate any compromised sections.

This lunar habitat is architecturally delineated into three primary zones, each strategically utilizing interstitial spaces for storage. The foundational zone comprises a robust, hard-shell pressurized structure segmented into two main areas. Architecturally, this lowermost level is designed to serve as a crucial interface for extravehicular activity (EVA), incorporating rigid construction that facilitates secure connections for entry and exit operations. Ascending from this base, the habitat expands into an inflatable structure that constitutes the intermediate zone. This area is architectonically optimized for multifunctional use, housing scientific laboratories, a galley, dining facilities, and spaces dedicated to food production and hydroponics. This arrangement supports a seamless integration of living and working environments, fostering both efficiency and well-being in lunar conditions. The uppermost zone is reserved exclusively for crew quarters. This segment integrates personal living spaces with areas designated for exercise and includes individual storage solutions, enhancing both privacy and functionality. Each zone is designed with independent pressurization systems, allowing for compartmentalization that can be critical in maintaining life support integrity in the event of depressurization or fire. This feature ensures that each section can be isolated to prevent the propagation of hazards, thereby safeguarding the habitat's overall structural and environmental stability.

10.3.2 Designing for Movement and Flow

Normal doors are used primarily within pressurized zones to separate different functional areas like crew quarters from common areas. These doors are similar to terrestrial ones but are often more robust to withstand the differential pressures and ensure airtight seals. Airlocks, which are more complex than standard doors, are critical for maintaining the integrity of pressurized environments. They are used at the juncture between pressurized habitats and the external space environment or unpressurized modules. Airlocks ensure that there is no accidental depressurization of living areas during exits for EVAs or when bringing in materials from outside.

Airlocks act as critical breakpoints in the architecture, allowing for distinct pressure zones that can be individually controlled for atmosphere and pressure. This zoning is crucial during emergencies, such as a breach or

fire, where quick isolation of affected areas is necessary to protect the rest of the habitat. The strategic placement of airlocks can also influence the internal traffic flow, directing movement through controlled pathways that enhance operational efficiency and safety. The placement of airlocks is carefully considered to optimize the flow of movement while providing necessary separation between different environmental zones. This setup requires thoughtful architectural planning to balance the ease of movement with the need for environmental control and safety. For example, transitioning through an airlock may slow down movement due to the steps required to pressurize and depressurize, but this interruption is a critical safety measure that prevents atmospheric contaminants from entering living areas and protects against the loss of precious atmospheric gasses.

Circular hallways around a central core in space habitats are designed to optimize the movement and efficiency of astronauts navigating the facility. This architectural choice significantly impacts several key aspects of habitat functionality:

Circular hallways facilitate uninterrupted, continuous movement around the habitat, which is especially beneficial in microgravity environments where linear movements can be less effective. This design reduces the time and effort required to travel between different sections of the habitat, enhancing operational efficiency and saving valuable energy. By minimizing the distance between any two points within the habitat, circular hallways ensure that astronauts can move quickly and efficiently. This layout is particularly advantageous during emergencies or when rapid movement across the habitat is necessary. The central core around which the hallways are designed often houses critical resources and control systems. This placement ensures that essential facilities are equidistant from all points along the periphery, making them easily accessible from any location within the habitat. Beyond functionality, the circular design provides structural benefits by evenly distributing stress and strain across the habitat's framework, which is crucial in the vacuum of space. Aesthetically, it offers a coherent and orderly layout, contributing to a sense of balance and harmony that can be psychologically beneficial for crew members living in confined spaces. These principles are supported by research such as the study presented in *Modelling of Facilely Deployable Folding/Wrapping Method of Circular Flat Membranes using Origami*, which explores the

efficiency of circular designs in space applications. Although the focus of this paper by T. Nojima (2001) is on solar sails, the underlying principles of radial and circular efficiency are applicable to the architectural design of space habitats, highlighting the practicality and effectiveness of circular layouts for both structural integrity and space optimization.

Visual cues such as lighting and signage play a pivotal role in enhancing navigability and ensuring the psychological comfort of the crew. The design and implementation of these cues are informed by principles that also apply in terrestrial architecture but are adapted for the unique environment of space.

The configuration of lighting in space habitats is crucial for creating an environment that supports the crew's circadian rhythms while maximizing visibility in compact spaces. Strategic use of ambient lighting helps in delineating pathways and highlighting important areas, such as workstations and emergency equipment locations. Specific lighting for tasks is designed to ensure that important activities, which require precision and attention, are adequately illuminated. This reduces eye strain and increases efficiency, which is critical in an environment where every moment counts. In emergencies, lighting is used to guide crew to safety. This includes path lights that lead to exits or essential safety gear. The lighting system is designed to remain operational independently of the main power supply to ensure functionality during power outages.

Signs are used to direct movement and flow within the habitat, pointing to different sections such as the laboratory, sleeping quarters, or central hub. This signage helps in orienting new crew members and assists in emergency evacuations. This includes labels on equipment, instructional signs for operating machinery, and safety protocols that are placed strategically around the habitat. Clear, visible signage ensures that all operations are conducted safely and efficiently. Different colors are used to denote various areas or to signal different states of operation (e.g., green for go, red for stop). This helps in quick decision-making and adds an additional layer of safety by preventing errors. Due to the international nature of space missions, symbols and icons are used extensively to overcome language barriers. These visual cues are universally recognizable and provide instant communication (Caumon et al., 2021).

REFERENCES

Baccus, S., James Lee Broyan & Borrego, M., 2016. Multipurpose Cargo Transfer Bags for Reducing Exploration Mission Logistics. https://ntrs.nasa.gov/citations/20160002631.

Ben-Yehoshua, D., Yaski, O., & Eilam, D., 2011. Spatial behavior: The impact of global and local geometry. *Animal Cognition*, 14, pp. 341–350. https://doi.org/10.1007/s10071-010-0368-z.

Bernstein, E., & Turban, S., 2018. The impact of the 'open' workspace on human collaboration. *Philosophical Transactions of the Royal Society B: Biological Sciences*, 373. https://doi.org/10.1098/rstb.2017.0239.

Calvo, M., & Sclater, M., 2021. Creating Spaces for Collaboration in Community Co-design. *International Journal of Art and Design Education*, 40, pp. 232–250. https://doi.org/10.1111/JADE.12349.

Caumon, L., Zissis, G., Caumon, C., Bécheras, E., & Infantes, C., 2021. Colour & Light DESIGN: Ambience as an Answer to the Problems of a Healthy Collective Housing. Proceedings of the Conference CIE 2021. https://doi.org/10.25039/x48.2021.po55.

Chen, M., Goyal, R., Majji, M., & Skelton, R., 2020. Design and analysis of a growable artificial gravity space habitat. *Aerospace Science and Technology*, 106, pp. 106147. https://doi.org/10.1016/j.ast.2020.106147.

Davis, T.B., Adams, J.B., Fisher Jr, E.M., Prickett, G.B., & Smith, T.G., 2013. Express rack technology for space station. In AIP Conference Proceedings, pp. 531–550. https://doi.org/10.1063/1.57698.

Defillion, J., & Schenk, M., 2023. Origami-inspired deployable Space habitats. *Journal of the British Interplanetary Society*. https://doi.org/10.59332/jbis-076-01-0002.

Degtyarev, A.V., Lobanov, L.M., Kushna'rov, A.P., Baranov, I.Y., Volkov, V.S., Perepichay, A.O., Korotenko, V.V., Volkova, O.A., Osinovyy, G.G., Lysenko, Y.A., & Kaliapin, M.D.,2020. On possibilities for development of the common-sense concept of habitats beyond the Earth. *Acta*

Astronautica, 170, pp. 487–498. https://doi.org/10.1016/j.actaastro.2020.02.014.

Ekblaw, A., & Paradiso, J., 2019. Self-Assembling Space Habitats: TESSERAE design and mission architecture. 2019 IEEE Aerospace Conference, pp. 1–11. https://doi.org/10.1109/AERO.2019.8742122.

Farid, M., & Kong, W., 2001. Underfloor heating with latent heat storage. *Proceedings of the Institution of Mechanical Engineers, Part A: Journal of Power and Energy*, 215, pp. 601–609. https://doi.org/10.1243/0957650011538839.

Frulla, G., Cestino, E., Cumino, F., Piccolo, A., Giulietti, N., Fossat, E., & Kharrazi, E., 2022. An innovative material for space-oriented structures and habitat design. *Aircraft Engineering and Aerospace Technology*. https://doi.org/10.1108/aeat-06-2022-0170.

Gautestad, A., 2011. Memory matters: influence from a cognitive map on animal space use. *Journal of Theoretical Biology*, 287, pp. 26–36. https://doi.org/10.1016/j.jtbi.2011.07.010.

Hinkle, J., & Kling, D., 2011. Design and Materials Study of Secondary Structures in Deployable Planetary and Space Habitats. https://doi.org/10.2514/6.2011-2024.

Jiang, C., Tang, C., Seidel, H., & Wonka, P., 2017. Design and volume optimization of space structures. *ACM Transactions on Graphics (TOG)*, 36, pp. 1–14. https://doi.org/10.1145/3072959.3073619.

Kishore, R., Bianchi, M., Booten, C., Vidal, J., & Jackson, R., 2020. Optimizing PCM-integrated walls for potential energy savings in U.S. Buildings. *Energy and Buildings*, 226, pp. 110355. https://doi.org/10.1016/j.enbuild.2020.110355.

Lourenco, S., & Cabrera, J., 2015. The potentiation of geometry by features in human children: Evidence against modularity in the domain of navigation. *Journal of Experimental Child Psychology*, 140, pp. 184–96. https://doi.org/10.1016/j.jecp.2015.07.007.

Morgan, J., & Porter, J., 2014. NASA Wireless Smart Plug: A Successful ESET Capstone Design Project. https://doi.org/10.18260/1-2--22860.

Nojima, T., 2001. Modelling of facilely deployable folding/wrapping method of circular flat membranes by using Origami (Foldings in Radial direction and wrapping by Archimedean Spiral Arrangement). *Transactions of the Japan Society of Mechanical Engineers C*, 67, pp. 270–275. https://doi.org/10.1299/KIKAIC.67.270.

Simon, M., & Toups, L., 2014. Innovation in Deep Space Habitat Interior Design: Lessons Learned From Small Space Design in Terrestrial Architecture. https://doi.org/10.2514/6.2014-4474.

Zhu, J., Zhang, W., Beckers, P., Chen, Y., & Guo, Z., 2008. Simultaneous design of components layout and supporting structures using coupled shape and topology optimization technique. *Structural and Multidisciplinary Optimization*, 36, pp. 29–41. https://doi.org/10.1007/S00158-007-0155-X.

Zignego, M., & Gemelli, P., 2020. A smart mockup for a small habitat. *International Journal on Interactive Design and Manufacturing (IJIDeM)*, 14, pp. 467–479. https://doi.org/10.1007/s12008-019-00629-9.

OceanofPDF.com

Chapter 11
Human Factors and Crew Systems

The design and operation of space habitats must prioritize the psychological, social, and operational needs of the crew. Chapter 11 explores the integral human factors and behavioral considerations that influence crew dynamics, well-being in the unique environments of space missions, and the architectural considerations necessary to support these factors based on the detailed insights from M. Simon's 2011 NASA report.

Understanding the complex social and psychological interactions among crew members is vital for maintaining cohesion and mental health during long-duration missions. Strategies include selecting compatible crew members, facilitating effective communication, and managing conflict to enhance group dynamics and mission success.

The physical environments where crew members interact significantly impact their daily lives and overall mission effectiveness. The thoughtful design of spaces that foster positive interactions and support collaborative work is crucial. Considerations for the layout and functionality of common areas aim to promote socializing, teamwork, and informal communication.

Given the confined nature of space habitats, personal space and privacy are critical issues. Designs must strike a balance between communal living and individual privacy, providing personal retreat areas that support psychological well-being and autonomy.

The advancement of technology brings teleoperations and remote control systems to the forefront of space missions. Interactions with robotic systems and other remote technologies allow astronauts to conduct scientific research, perform maintenance, and manage exploratory missions safely and efficiently, thereby extending the reach of human capabilities.

Regular physical activity is essential not only for maintaining physical health but also for supporting psychological well-being. The challenges of exercising in microgravity require innovative designs for exercise systems

in space habitats, which are vital for mitigating the adverse effects of space travel on the human body.

11.1 CREW PSYCHOSOCIAL DYNAMICS

The allocation of space is perhaps the most fundamental aspect of habitat design impacting crew dynamics. Insufficient personal space can exacerbate stress, lead to conflicts, and diminish overall mission effectiveness. Conversely, well-planned spaces that provide both communal and private areas encourage positive interactions and offer necessary retreats, allowing crew members to manage stress and maintain personal well-being. For instance, the layout should allow for an easy transition between group activities and solitary work, thereby balancing social interaction with the need for privacy.

Control over one's immediate environment plays a crucial role in psychological health. This includes being able to adjust environmental factors such as lighting, temperature, and noise levels. Adjustable lighting systems that simulate natural daylight patterns help maintain circadian rhythms, thus improving sleep quality and reducing fatigue. Similarly, allowing crew members to adjust temperature and airflow in their personal quarters can help them create a comfortable living space conducive to relaxation and stress management.

In addition to spatial and environmental controls, the sensory environment within a space habitat must be carefully crafted to prevent sensory deprivation—a significant risk during the monotonous expanse of space travel. A lack of sensory stimulation can lead to cognitive decline and affect emotional stability. Introducing varied sensory stimuli through color schemes, textures, and even olfactory elements can enhance mental function and mood. For example, the use of wall colors that change over time or interactive displays that provide visual or auditory nature scenes can help in reducing the feeling of confinement and isolation.

Moreover, architectural design must ensure that all areas of the habitat are easily accessible, reducing the physical stress associated with maneuvering in a confined environment. Safety is a critical concern that directly impacts psychological stress levels. Habitats designed with clear emergency exits,

easily accessible safety equipment, and straightforward operational procedures help in maintaining a calm and secure atmosphere, which is vital for the psychological comfort and safety perception among crew members.

Identified Characteristics by NASA

Physical Isolation: The degree to which a habitat is truly isolated from other humans, potential resupply, and immediate extraction in the event of an emergency.

Mission Duration: The length of time that can be tested in the habitat, typically limited by available stowage and other similar constraints.

Reconfigurability of the Interior: The degree to which the interior of a habitat can be customized.

Crowdedness/Net Habitable Volume: A measure of the free volume available relative to the number of crew that describes the potential for crowding or physical interference between crewmembers.

Control of the Environment: The ability to control the operational ground rules, including but not limited to the operations schedules, atmospheric comfort settings, and other important parameters.

Mission Tempo: The inherent pace of work during a mission in the habitat that could be either desired or prohibitive for the stressor being tested.

Communications with Outside: The degree to which communications with the outside world are limited, often by extending communications delay.

Microgravity: Indicates if the habitat is in a space environment necessary to test certain microgravity configurations/activities.

Inherent Sensory Deprivation: The degree to which visual, aural, olfactory, gustatory, and tactile stimuli are lacking in variety.

Availability of Medication/Medical Care: The difficulty of obtaining medication or competent medical care.

Workload: The typical workload imposed upon participants.

Team Size: The number of crew members that a participant will interact with.

Personal Space: A measure of the private space afforded to each crew member.

Perceived Risk: The level of real or perceived personal danger in the event of contingencies or systems failures.

11.2 CREW INTERACTION SPACES

These interaction spaces must be designed to support both the psychological well-being and operational efficiency of the crew. This section delves into how flexibility, adaptability, and thoughtful design can create environments that foster positive social dynamics and effective collaboration, which are critical for the success and sustainability of space missions. By examining the integration of modular designs, smart materials, responsive layouts, and scalable solutions, we highlight how these spaces can dynamically cater to the evolving needs of the crew, ultimately facilitating a cohesive and productive mission environment.

Modular architectural elements are foundational, allowing spaces to be reconfigured according to mission needs and personal preferences. This adaptability can accommodate the diverse activities and privacy requirements of crew members, ranging from group tasks to solitary activities. Modular systems, including movable walls, foldable furniture, and reconfigurable workstations, enable the habitat to remain responsive to the crew's evolving needs. Building on the concept of modularity, incorporating smart materials and advanced technologies within the habitat's structure enhances its adaptability further. Materials such as shape-memory alloys and flexible polymers allow for surfaces and structures to change shape and function in response to environmental conditions or user input. Additionally, technologies like digital screens that can alter a space's functionality from a meeting room to a relaxation area significantly boost the habitat's flexibility.

Environmental control integration is also critical, providing crew members with individual control over their immediate surroundings. Systems that allow personal adjustments of lighting, temperature, and even acoustic

settings not only improve physical comfort but also enhance psychological well-being by empowering individuals to tailor their surroundings according to personal or task-related needs. The layout of the habitat should be responsive and able to dynamically adjust to various social configurations. Communal areas that can be easily reorganized to support social gatherings, private discussions, or communal dining help maintain effective communication and positive social dynamics among the crew. This design approach encourages adaptability not just physically but also socially within the crew.

Considering the scalability of design elements within the habitat ensures that spaces can be expanded or contracted based on the number of crew members and the phase of the mission. This scalability is crucial during long-duration missions where resource management and spatial economics are critical. By implementing these design principles, space habitats can become dynamic environments that adapt to the changing needs of their occupants, ultimately supporting complex human factors and behavioral considerations essential for the success of extended space missions. These considerations have been highlighted in recent studies, emphasizing the importance of flexibility in space system designs (Nilchiani & Hastings, 2007).

In the design of communal areas within space habitats, optimizing the layout is critical for fostering social cohesion and ensuring effective communication among crew members. These areas serve as central hubs for relaxation and interaction, supporting both the psychological well-being and the operational efficiency of the crew. Open and flexible layouts facilitate a variety of group activities and promote a sense of community, allowing crew members to interact effortlessly. This enhances connectedness and reduces feelings of isolation felt over long-duration missions. Effective communal spaces support a variety of social functions, from meals and casual gatherings to group discussions and recreational activities. Modular design concepts, which allow spaces to be reconfigured to meet changing needs, enhance the habitat's overall adaptability and functionality (Chen et al., 2020).

Integrating natural elements into communal spaces is vital for mitigating the harshness of the artificial space setting and creating a more comforting and relaxing atmosphere. Utilizing color schemes, materials, and textures

that evoke Earth's environment helps make the space feel less confining and more like home. This approach is known to improve aesthetic quality and psychological health, significantly impacting the overall living experience in space habitats (Chen et al., 2021). For example, the habitat concept by DIA shown in the figure above uses an open plan layout opening views to the hydroponic systems, in turn adding natural elements to the visible environment without the need for excess decorative elements.

Moreover, the integration of advanced technology in communal areas enhances their functionality and comfort. Systems for environmental control, interactive displays, and communication tools transform these areas into dynamic spaces that cater to both individual and collective needs. Such technology supports the crew's social and recreational activities, making communal areas a central hub for relaxation and interaction. The use of technology also ensures that these spaces remain adaptable and responsive to the needs of the crew, further enhancing the livability and functionality of the habitat (Vogler & Jrgensen, 2005).

11.3 PERSONAL SPACE AND PRIVACY CONSIDERATIONS

Private spaces in space habitats are essential for psychological decompression and personal autonomy. They provide a sanctuary where astronauts can retreat from the communal life of the habitat. These areas are typically sleeping quarters, personal hygiene facilities, and small, personal-use areas where individuals can engage in private communications and leisure activities. The design of these spaces often incorporates sound-dampening materials to reduce the transmission of noise from public areas and other private quarters. This noise control is vital as it helps create a sense of isolation needed for personal rest and recuperation, which is critical in the high-pressure environment of space missions. Public spaces, on the other hand, are designed to facilitate interaction and cooperation among the crew. These include the kitchen, dining area, exercise space, and general workstations. These areas are central to the habitat's layout, promoting easy access and use by all crew members. In designing these spaces, it's essential to consider their multifunctional nature, allowing for a variety of social and professional activities. While these spaces are

inherently more open and less private, managing acoustics through layout optimization and the strategic placement of equipment can help in minimizing unwanted disturbances in private spaces. The challenge in space habitat design is to optimize the limited available space to fulfill both private and public functions effectively. This involves not only physical layouts that respect both private and public needs but also the use of modular designs that can be adapted based on the mission's phase or specific activities. For example, movable partitions could be utilized to temporarily enhance privacy or expand communal space as needed. This flexibility allows the habitat to support a range of activities and crew configurations, adapting to the dynamic nature of long-duration space missions (Martinez, 2009).

Designing space habitats requires a thoughtful layout where private and public spaces are clearly defined yet fluid enough to adapt to changing needs. Martinez (2009) discusses the necessity of designing distinct private and public spheres within habitats. This compartmentalization helps minimize noise and interruptions in the private areas while facilitating interaction and community activities in the public zones (Martinez, 2009). Utilizing modular design elements that can be reconfigured as needed is crucial for adapting space according to the crew's privacy needs. For example, movable partitions can transform a public area into a private space temporarily, providing flexibility and maximizing the usability of every area within the habitat. This approach is particularly effective in the confined spaces of a space habitat, where the physical area is at a premium. To enhance the separation of space, implementing advanced acoustic design to manage sound transmission between different areas of the habitat is vital. Materials that absorb or block sound can be used in the construction of walls and floors between private quarters and common areas. This strategy enhances auditory privacy, which is essential for sleep quality and personal downtime. To complement sound-dampening strategies, it is also important to manage sightlines with careful placement of windows, doors, and other openings to ensure visual privacy for the inhabitants. The use of smart glass technology, which can become opaque at the flick of a switch, allows for instant privacy without sacrificing natural light. This technology can be particularly beneficial for windows in personal quarters or sensitive areas, but we also must look at the most relevant modern materials that are ideal for partitioning, wall construction, quick assembly, and noise dampening.

MAdFlex®: As we know, this innovative sandwich material is designed for space habitat structural components in deployable and foldable configurations. MAdFlex offers unique stiffness properties that are direction-dependent, providing flexibility and enhanced folding performance. Its application in space habitats can contribute to privacy by enabling the construction of temporary or permanent partitions that are lightweight yet sufficiently stiff to serve as effective barriers (Frulla et al., 2022).

Smart Glass Technologies: Just as we mentioned earlier, these materials allow windows or partitions to change from transparent to opaque on command, providing instant visual privacy without sacrificing natural light. This technology is essential for managing sightlines and ensuring personal spaces remain private, even in the open and transparent environments typical of space habitats.

Polyimide-Based Materials: Known for their durability in the harsh space environment, modified polyimides and polyimide-based nanocomposites are being developed to resist degradation while providing essential utility in structures. These materials can be utilized in walls and other habitat components where privacy and environmental protection are necessary (Gouzman et al., 2019).

Additive Manufacturing (3D Printing): The ability to create structures on-demand using 3D printing is particularly useful for adapting and modifying space habitats to meet the changing needs of privacy and space utilization. Materials commonly used in 3D printing, such as various polymers and composites, can be engineered to provide sound-dampening and light-blocking properties, thus enhancing privacy (Hedayati & Stulova, 2023).

Shape Memory Polymers (SMPs): These materials can change shape in response to temperature changes or other environmental stimuli. SMPs could be utilized in the development of deployable privacy screens or partitions that can be stowed away when not in use, maximizing space utility while providing privacy when needed (Herath et al., 2019).

Furthermore, personal quarters for crew members should give a sense of home. Allowing astronauts to personalize their private quarters can

significantly enhance the sense of privacy and comfort. Personalization options could include adjustable lighting, temperature controls, and the inclusion of personal items and decorations. These small adjustments help create a sense of individuality and control over one's environment, which is psychologically beneficial. In addition, incorporating elements that mimic nature, such as color schemes inspired by the Earth or biophilic designs that integrate plant life, can create a soothing environment that enhances both private and public spaces. The psychological benefits of connecting with nature are well-documented and can be especially valuable in the isolation of space.

11.4 EXERCISE IN SPACE

Exercise plays a pivotal role in the health and operational effectiveness of astronauts during long-duration space missions. The microgravity environment of space presents unique physiological challenges, notably muscle atrophy, bone density loss, and alterations in cardiovascular function, all of which can significantly impair astronaut health and mission capabilities. To counter these effects, a robust physical exercise regimen is integral to daily life in space. This subchapter explores the critical importance of maintaining physical activity in the absence of gravity and examines the specialized exercise protocols designed to simulate Earth-like conditions to preserve the physical health of the crew.

Maintaining physical fitness is essential not only for the astronauts' immediate health and safety but also for their long-term well-being and the overall success of the mission. Regular physical activity helps mitigate the risk of osteoporosis, muscle wasting, and the deterioration of cardiovascular health, all common issues in microgravity. Exercise in space, therefore, is not merely about staying fit; it's about survival and ensuring astronauts can withstand the rigors of space and return to Earth in good health.

This subchapter will delve into the importance of physical activity in microgravity environments, emphasizing how specialized exercise equipment and routines are crucial for combating the adverse effects of living in space. It will also cover the innovative design of exercise equipment tailored to the unique needs of space habitats, ensuring that these machines are not only effective but also safe, reliable, and adaptable to the

constraints of space travel. Regular exercise in space helps preserve muscle strength, cardiovascular health, and bone density, which are vital for astronauts' well-being and their ability to perform mission tasks effectively.

11.4.1 Important of Physical Activity

In the absence of gravity, there is less mechanical stress on muscles, leading to a rapid decrease in muscle mass and strength. This muscle atrophy is a major challenge for astronauts, who must maintain their physical capability for tasks and for re-adaptation to Earth's gravity post-mission. Resistance exercise is the primary countermeasure used, but innovative methods such as cold exposure are being explored for their efficiency in reducing muscle atrophy with less time commitment (Deng et al., 2015). Similar to muscles, bones lose mineral density in microgravity because of decreased mechanical loading. This loss increases the risk of fractures and other skeletal injuries during and after space missions. Current research includes exploring the reversal effects of different gravity conditions on bone and muscle mass, showing that enhanced gravity (hypergravity) could potentially mitigate these losses (Tominari et al., 2019). Recent findings suggest that muscle loss can directly influence bone metabolism, leading to bone strength deterioration. Understanding the crosstalk between muscle and bone through myokines and other signaling mechanisms opens up new avenues for combined therapeutic strategies targeting both muscle atrophy and bone loss (Bettis et al., 2018). Aerobic exercises have shown promise in attenuating the effects of muscle atrophy and bone loss in simulated microgravity conditions, as demonstrated in animal models. These exercises help maintain bone mineral density and muscle mass, underscoring their potential as effective countermeasures in space (Norman et al., 2000).

In microgravity, body fluids shift toward the upper body, leading to facial puffiness and lower limb volume loss. This redistribution affects the cardiovascular system by decreasing the workload on the heart and reducing the effectiveness of the body's natural mechanisms for controlling blood pressure. The result is a reduced need for the heart to pump forcefully, which can lead to a deconditioning of heart muscles over time. Upon return to Earth's gravity, astronauts often experience orthostatic intolerance, which is a difficulty in maintaining blood pressure when moving from a lying-down to a standing-up position. This condition can

lead to dizziness, fainting, and other cardiovascular complications. It is caused by the body's reduced ability to constrict blood vessels and push blood upward against gravity, a consequence of the cardiovascular adaptations to microgravity (Antonutto & Prampero, 2003). Increased venous compliance in the lower limbs means that veins can accommodate more blood without increasing blood pressure. While this might seem beneficial, it actually exacerbates the problem of fluid redistribution and makes it harder for blood to return to the heart when astronauts are back on Earth, contributing further to orthostatic intolerance (Fedotov et al., 2016). The lack of regular gravitational stresses in space leads to cardiovascular deconditioning, where the heart muscle weakens due to reduced demand. This deconditioning is a significant risk for long-term health, as it reduces the heart's ability to pump blood effectively, impacting astronauts' endurance and their ability to perform physical tasks (Basirun et al., 2021). Exercise routines designed to stimulate cardiovascular function, medications to manage blood pressure, and devices like compression garments to aid blood flow are critical for maintaining cardiovascular health and ensuring astronauts can safely complete their missions and return to Earth with minimal health issues.

The microgravity environment can be stressful due to its isolation, confinement, and the high demands of space missions. Exercise helps reduce stress levels by releasing endorphins, known as the body's natural painkillers and mood elevators. These biochemical changes in the brain contribute to a sense of well-being and relaxation. Regular exercise in space has been shown to improve mood and decrease the incidence of depression and anxiety. The structure provided by a daily exercise routine also offers a predictable and controllable component to an astronaut's day, providing psychological stability in an unpredictable environment. It promotes cognitive functions, including attention, accuracy, and a quicker response time. Physical activity also helps maintain brain health by improving blood flow and oxygenation to the brain, which are crucial for cognitive performance, especially under the cognitive demands of space missions. Routines can also foster social interactions among crew members, promoting team cohesion. Group workouts strengthen social bonds and provide mutual motivation, which is vital for maintaining morale during long-duration missions. The shared experience of exercise can help build a supportive environment, essential for psychological resilience. Research

shows that physical activity in space has been linked to better sleep quality, which is often disrupted in microgravity due to the lack of natural light and day-night cycles. Improved sleep enhances overall mental health, reduces fatigue, and improves alertness, which are crucial for safety and effectiveness in mission operations (Convertino, 2011).

Studies have shown that astronauts who engage in regular physical activity demonstrate quicker reaction times and better problem-solving abilities. This improvement is attributed to the increased blood flow to the brain during exercise, which enhances oxygen and nutrient delivery, supporting overall brain health and cognitive function. During microgravity, certain cognitive processes related to executive function can be enhanced. This includes better allocation of attention, improved spatial orientation, and decision-making skills. These are critical functions for astronauts who must perform complex tasks in a challenging environment (Wollseiffen et al., 2016). Long-term exposure to microgravity can have degenerative effects on cognitive functions and regular exercise has been shown to provide a protective effect, maintaining cognitive functions and reducing the deterioration over time. This is vital not only for the duration of the space mission but also for the health of the astronauts when they return to Earth (Grabherr & Mast, 2010).

11.4.2 Exercise Equipment Design

Designing exercise equipment for space habitats requires innovative solutions. The equipment must be exceptionally reliable, compact, and versatile to accommodate the comprehensive physical conditioning needs of astronauts. In microgravity, where traditional forms of weight-bearing exercise are not possible, specialized equipment is necessary to simulate Earth-like conditions and prevent muscle atrophy and bone density loss. This equipment must support a variety of exercises, including cardiovascular, resistance, and flexibility workouts, to ensure astronauts maintain their physical health over long-duration missions. Additionally, the design must consider the safety, adjustability, and comfort of astronauts with different body types and fitness levels with a good understanding of anthropomorphic data. Equipment should be multifunctional, allowing for multiple exercise modes within limited space, and making efficient use of the habitat's interior. Ensuring the equipment is safe and stable in a

weightless environment also presents unique challenges, requiring secure attachment to the station's structure and harnesses to safeguard the astronaut during use. Furthermore, the equipment must be both durable and easy to maintain with limited resources, as ordering replacement parts will be impractical. Exercise equipment is an extremely important design consideration as space travel poses a danger to human health without it.

Design Consideration using the NASA Human Integration and Design Handbook (HIDH):

Safety and Stability

Robust Mounting Systems: Equipment must be securely mounted to prevent movement or shifting during use. This involves using robust anchoring systems that can withstand the dynamic loads imposed by exercise activities without causing damage to the habitat structure.

Vibration Isolation and Structural Integration: Exercise equipment in space habitats must include sophisticated vibration isolation systems to prevent the transfer of forces to the habitat structure, maintain the integrity of the habitat, and prevent disturbances to sensitive scientific equipment and habitat operations. The design of these systems can vary from passive to active, depending on the type and intensity of the exercise, and must be capable of handling the dynamic loads caused by exercise activities.

Fail-Safe Mechanisms: Designing with fail-safe mechanisms ensures that even in the event of a system failure, the equipment remains safe to use or at least securely contained. This includes redundant systems for critical components like resistance adjustment on exercise devices.

User Restraining Systems: In microgravity, restraining systems are crucial to enable effective exercise while ensuring the astronaut's safety. These systems must be adjustable and robust, providing the necessary support without compromising mobility and comfort.

Emergency Deactivation: Exercise equipment should be equipped with easily accessible emergency stop features that allow for immediate shutdown in case of malfunction or other safety concerns.

Material Safety: The materials used in construction must be durable and nondegradable under high radiation levels and extreme temperature

variations typical in space. Additionally, all surfaces should be smooth and edges rounded to prevent injuries from accidental contact.

Efficiency in Space Utilization

Optimal Location and Configuration: Exercise equipment should be strategically placed to minimize interference with other habitat functions. It's recommended that equipment be located in areas that do not disrupt the primary traffic flow or impede emergency pathways. Moreover, placing equipment in lower-traffic areas helps reduce potential operational disruptions.

Modular and Multifunctional Design: Equipment should be designed to serve multiple functions or to be easily reconfigurable to support different types of exercises in the same footprint. This approach not only saves space but also enhances the variety of exercises possible, which is crucial for maintaining astronaut health over long durations.

Foldable and Retractable Features: Implementing designs that allow equipment to be folded or retracted when not in use can significantly reduce the volume occupied by the equipment. This feature is especially important in a constrained environment like a spacecraft, where every cubic meter counts.

Careful Volume Planning: The volume required for exercise equipment is categorized into operational, installed, and stowage volumes. Each category must be meticulously planned to ensure that the equipment fits within the overall design constraints of the spacecraft. For example, operational volume must account for the full range of motion of the user, while stowage volume must consider all necessary accessories and maintenance tools.

Psychological and Social Considerations: The exercise area should also consider psychological impacts, such as providing enough space to prevent claustrophobia and ensuring privacy, which can be crucial for long-term missions. The placement should also consider visual privacy from common areas and passageways to prevent distractions and ensure a focused exercise environment.

Durability and Maintenance

Material Selection and Durability: Equipment should be constructed from materials that can withstand the forces imposed by crew members and

sustain operations for extended durations. These materials must also be resistant to the space environment, including exposure to radiation and extreme temperature fluctuations.

Reliability Over Long Durations: Exercise equipment must be designed for reliability over long mission durations. It should be capable of operating under extended use without failure, and if failure does occur, the equipment should remain operable in a limited capacity until repairs can be made.

Minimal Maintenance Requirements: The design should minimize the need for regular maintenance, making it as simple as possible to reduce the crew's workload. This includes using components that are robust and have been proven to require minimal maintenance.

Ease of Repair: When maintenance is necessary, it should be easy to perform. This involves designing equipment with components that are easily accessible and replaceable without the need for complex tools or procedures. Feedback from International Space Station (ISS) crews has indicated that maintainability was not always a priority in the past, leading to designs that are difficult to maintain. Reducing the need for specialized tools and simplifying the repair process are essential for effective maintenance.

Design for Error-Proofing: Equipment should be designed so that it cannot be mounted or assembled incorrectly. This includes features like alignment marks, guide pins, and keying systems to prevent improper assembly, which can lead to equipment failure or safety hazards.

Standardization: Where possible, standardizing components across different pieces of equipment can simplify maintenance and reduce the inventory of spare parts needed on a mission. This also aids in the training process, as crew members can learn one system and apply that knowledge across multiple pieces of equipment.

Versatility and Adaptability

Multifunctional Equipment: Space exercise equipment should be capable of supporting a variety of exercises. For instance, the Advanced Resistive Exercise Device (ARED) on the ISS allows for a broad range of resistance exercises using a lift bar or cable system, accommodating over 35 different

exercises. This versatility is crucial in maintaining the full spectrum of astronaut muscle groups.

Adjustable Resistance Levels: Equipment like the ARED provides adjustable resistance levels, which are essential for tailoring exercise intensity to individual needs and progressions. This adjustability ensures that all crew members can use the same device regardless of their strength or fitness level, making it highly adaptable.

Modular Components: Incorporating modular components that can be swapped or reconfigured allows for greater exercise variation and can adapt to different exercise protocols or astronaut preferences. This also helps in optimizing the use of limited space onboard the spacecraft.

Ergonomic Design for All Body Sizes: The design of exercise equipment needs to accommodate the anthropometric diversity of the crew. Adjustable settings for different body sizes ensure that all crew members can use the equipment safely and effectively, which is crucial for preventing injury and ensuring comprehensive physical training. For example, electronic equipment can provide different profiles for different crew members and automatically adjust and calibrate to each member.

Support for Various Exercise Forms: The inclusion of both aerobic and resistance training capabilities is important. Treadmills and cycle ergometers address cardiovascular fitness, while devices like the ARED provide the necessary resistance training astronauts need.

Integration with Habitat Systems

Environmental Control System Integration: The design and placement of exercise equipment must consider its impact on the spacecraft's environmental control systems. This includes managing increased heat output, carbon dioxide production, and humidity from exercising astronauts. Proper ventilation and temperature control are essential to maintain a comfortable and safe environment. The exercise area must have adequate air circulation to handle the expected increase in metabolic output.

Space and Mass Considerations: The physical dimensions and weight of exercise equipment are critical factors in its integration. Equipment must be designed to fit within the allocated space with minimal impact on the habitat's other functional areas. This includes considering the operational,

installed, and stowage volumes, ensuring that the equipment does not impede crew movement or access to other necessary equipment.

Operational Scheduling: The use of exercise equipment must be carefully scheduled to avoid conflicts with other habitat activities. This includes considerations of noise levels and physical space usage, which might interfere with sleep cycles, communication, or other critical operations. Scheduling must also consider the best times for exercise relative to other crew activities to optimize crew performance and health.

Safety and Accessibility: Equipment must be designed for safety and ease of use, considering emergency situations. It should be accessible without moving other stored items or requiring significant setup time, which could deter its use. Ensuring that exercise areas are clear of obstructions and easily accessible at all times supports both routine and emergency use.

11.5 SAFETY PROTOCOLS AND EMERGENCY PROCEDURES

Safety and emergency response procedures should be designed to protect crew members from hazards that include the hostile environment, equipment malfunctions, and psychological stress. Developing effective safety protocols needs to consider the potential risks and the ability to anticipate and mitigate them by planning and reducing the number of failure points. This includes everything from ensuring the structural integrity of the habitat to implementing sophisticated life support systems that can function autonomously in case of human or system errors. Emergency procedures must be straightforward yet comprehensive, enabling quick and effective responses under high-pressure conditions.

NASA's hazard control scheme, utilizes a strategic approach to manage and mitigate risks associated with operations and systems within the ISS. The scheme is built around two primary methodologies: Design to Tolerate Failures and Design for Minimum Risk (DFMR) (NASA, 2019).

Design to Tolerate Failures (Failure Tolerance): This method is the preferred approach and is used to control most hazards. It requires that systems and components tolerate a minimum number of credible failures without causing a hazard. The focus here is on ensuring that no single

credible failure, event, or environmental factor can remove more than one hazard control, hence maintaining system integrity despite possible malfunctions.

Design for Minimum Risk (DFMR): As an alternate approach, DFMR utilizes the inherent safety-related properties and characteristics of the design to reduce risks to acceptable levels. This method is applied where failure tolerance may not be feasible due to complexity or cost constraints. DFMR controls hazards by employing safety margins or factors of safety that have been established by ISS program requirements. This approach may be used in various design areas including structures, glass, pressure systems, and flammability considerations, where achieving absolute failure tolerance is impractical.

NASA employs a Hazard Reduction Precedence Sequence to address the hazards. This sequence is designed to systematically address potential hazards through a layered methodology that prioritizes certain control measures over others. Here's a detailed breakdown of the sequence:

Design: The first and most preferred method in the sequence is to eliminate hazards through design. This involves the selection of appropriate materials, design features, and components that inherently minimize the potential for hazards. When elimination is not possible, the design should incorporate features that control and isolate potential hazards, as well as include considerations for failure tolerance.

Safety Devices: When hazards cannot be fully controlled through design alone, safety devices are used to reduce risks to acceptable levels. This includes the integration of automatic safety devices such as pressure relief valves and thermostats. These devices autonomously intervene to prevent conditions such as overpressurization or overheating, which could otherwise lead to hazardous scenarios.

Warning Devices: If it is impractical to eliminate or adequately control hazards through design and safety devices, warning devices should be employed. These devices are crucial for the timely detection and annunciation of hazardous conditions, providing vital warnings to the crew. The system may also incorporate emergency controls for corrective actions, allowing operating personnel to safely shut down affected subsystems.

Operational Controls: As the last resort, if the hazard cannot be mitigated by design, safety devices, or warning systems, operational controls are used. This involves the implementation of specific procedures and training to manage the risk during operations. These controls often rely on manual interventions by the crew, supported by comprehensive training and clear procedural guidelines.

This hierarchy ensures that the most effective and least risky methods are considered first, with reliance on manual interventions and operational procedures as a last measure.

11.5.1 Contingency Planning

Contingency planning begins with evaluating potential hazards, ranging from equipment failures and environmental dangers to health emergencies among the crew. Identifying all conceivable risks is essential, including environmental risks such as cosmic radiation and microgravity, and human factors like psychological stress and health issues. Emergency response procedures will allow the loss of vehicle and mission success in order to ensure crew safety, plans must then prioritize for all operational procedures as such (Tobias & McMillan, 2023):

- Crew Safety
- Vehicle Safety
- Mission Success

Once risks are identified, they undergo both quantitative and qualitative assessments. Quantitative methods might involve statistical analysis and probabilistic risk assessment models to estimate the likelihood and impacts of specific events. These assessments are invaluable for designing systems that are resilient to failures and for planning emergency responses that can be automatically initiated during critical situations. For instance, the Engineering Risk Assessment team at NASA Ames Research Center utilizes dynamic models linked with physics-of-failure analyses to provide quantitative risk assessments, thereby enhancing decision-making and system design for space exploration missions (Mathias et al., 2016).

As detailed in NASA's PoF Handbook, “Physics of Failure” (PoF) is a reliability technique that leverages the understanding of stresses, processes, and mechanisms that lead to the failure of materials and systems. PoF is grounded in both experimental and theoretical physics to provide a comprehensive understanding of how and why failures occur, thereby enabling more accurate reliability assessments and proactive mitigation strategies (Lindsey, 2022). The foundation of PoF lies in its ability to utilize in-situ design conditions and stress data to predict an item's reliability. This prediction can be a point estimate or a statistical confidence interval, offering a range of potential outcomes. However, a single PoF model may not encapsulate all potential failure mechanisms or modes, making it imperative to characterize all possible failure scenarios. This characterization is achieved through both empirical and deterministic methods, to understand an item's reliability (Lindsey, 2022).

Empirical PoF methods rely on historical degradation and failure data from field studies, operational experiences, and laboratory tests. These data are used to develop statistical models that describe the observed physical behavior and predict future performance. For instance, statistical tools like Weibull or lognormal distributions can model the likelihood of failure based on historical data. These models help in extrapolating performance and reliability forecasts for similar systems or under similar conditions (Lindsey, 2022). Whereas deterministic PoF methods use theoretical physics and modeling to analyze dominant failure mechanisms. This approach focuses on understanding how stress, erosion, diffusion, and corrosion accumulate to cause failure. Deterministic methods often involve computational modeling and simulations that predict how these physical processes lead to material degradation and eventual failure. This approach is particularly useful when empirical data are scarce or nonexistent, allowing engineers to forecast reliability based on theoretical principles and stress analyses (Lindsey, 2022).

To achieve a comprehensive reliability forecast, it may be necessary to combine multiple PoF methods. When different failure likelihoods are derived from various methods, these results must be aggregated to form an all-encompassing failure prediction. This aggregation requires careful evaluation of the independence and dependence of each failure mechanism. Tools such as Failure Mode Effects and Criticality Analysis (FMECA) and

Fault Tree Analysis (FTA) help establish the cause-and-effect relationships necessary for this evaluation (Lindsey, 2022).

In space habitat design, PoF plays a crucial role in optimizing environmental conditions, stress tests, and design trade-offs. By applying simulated stress conditions to physics-based failure models, engineers can identify potential failure mechanisms and refine designs to mitigate these risks. This proactive approach enhances the reliability and longevity of space habitats, ensuring that they can withstand the extreme conditions of space. Moreover, PoF informs operational monitoring, diagnostics, and contingency procedures, providing a robust framework for managing failure risks during the habitat's operational life (Lindsey, 2022).

Following the assessment, risks are prioritized based on their potential impact on the mission, allowing for the allocation of resources and planning efforts toward the most critical areas. Mitigation strategies are then crafted to address these top priorities, which may include design modifications, operational adjustments, and specific emergency protocols. Risk management is an ongoing process that continues throughout the mission lifecycle. It involves regular monitoring of risk factors and the effectiveness of mitigation measures. This continuous monitoring ensures that the mission adapts to new risks and changing conditions, maintaining high safety levels. The use of quantitative risk assessment during the operational phases of space missions, such as those conducted on the ISS, exemplifies how adaptive risk management can dynamically reassess and manage risks to support ongoing operations (Lutomski, 2013).

This is followed by the development of robust emergency procedures. These procedures provide a systematic response to various potential emergencies, including onboard fires, system malfunctions, medical crises, and evacuation scenarios. The creation of these protocols begins with methodological approaches that account for the unique conditions. For example, the ISS has specific flight procedures for addressing emergencies such as depressurization, fires, or toxic contamination. These protocols consider the station's complex layout and the placement of escape vehicles, ensuring that crew actions during emergencies are optimized for quick and effective response (Spirin & Nikolaeva, 2020).

For example, NASA's structured framework guides the development and execution of all operational procedures and decisions, with a clear emphasis on ensuring the immediate safety of the crew above all other considerations. In the event of an emergency, such as a fire or depressurization, the standard operating procedure is to interrupt “normal” operations and focus on reestablishing crew safety, even if it means accepting the loss of vehicle systems, functions, or module volumes. To prevent overwhelming crew members, the initial response is split up into three components as follows (Tobias & McMillan, 2023):

- **Warn**: The activation of emergency alerting systems.
- **Gather**: Crew members must rendezvous at a prioritized location.
- **Work**: Response procedures are performed once all crew members are accounted for.

The protocols are designed to ensure that there is always a clear path for each crew member to their designated return vehicle. This means hatches leading to escape routes are never closed in crisis situations, ensuring constant access to escape vehicles at all times. Such procedures are crucial in low Earth orbit missions, where expediting the crew's return to Earth may be the best option to achieve maximum safety. NASA also ensures that the crew can lead the emergency response without dependency on Mission Control, which is critical during operations outside Earth communications coverage. This independence is achieved by ensuring the crew has access to all necessary information and equipment to manage the emergency effectively, even without the aid of onboard computer systems. In scenarios where immediate return to Earth is not feasible, as in the Apollo 13 mission, the focus shifts to ensuring sufficient vehicle capability to establish a “safe haven” that supports the crew until they can return to Earth or reach another safe outpost.

These principles not only guide the choreography of response procedures onboard spacecraft like the ISS but also shape the training and proficiency requirements for both crews and flight control teams. Extensive training in emergency scenarios builds the necessary “muscle memory” for initial response actions and ensures effective coordination and communication among all team members (Tobias & McMillan, 2023). Crew members

undergo extensive training involving detailed and realistic simulations of potential emergency scenarios. It fosters a thorough understanding of their roles and enhances coordination, which is vital for a cohesive response strategy during actual emergencies (Balmain & Fleming, 2009). These comprehensive simulation environments replicate actual mission conditions and challenges, such as those faced aboard the ISS. They help crews practice handling potential emergencies, ranging from system malfunctions to onboard fires, ensuring they are familiar with the complex configuration of their habitat and the detailed operational procedures required during crises before starting a mission (Spirin & Nikolaeva, 2020). Scenario-based training is integral to this preparation, involving simulations of common and rare emergencies. This method ensures that all crew members understand their roles and can efficiently coordinate their actions under stress. The effectiveness of training simulations extends beyond the crew to include mission control, ensuring seamless coordination between space and Earth during actual emergencies. This integration of training between crew and mission control personnel prepares ground teams to support and make decisions in tandem with the crew's in-space actions (Uhlig et al., 2016).

The planning process includes specific provisions for medical emergencies. Procedures that incorporate medical interventions, such as regional anesthesia techniques, are developed for scenarios like traumatic injuries where immediate pain management and stabilization are crucial. These procedures ensure that crew members are prepared to handle severe medical situations with the necessary skills and knowledge (Scarpa & Wu, 2021). The development of emergency procedures is an ongoing process, continually refined based on the latest training feedback, technological advancements, and actual mission experiences. This iterative improvement ensures that emergency protocols remain relevant and effective, adapting to new challenges and advancements in space exploration. The proactive updating and testing of these procedures are crucial for maintaining high safety standards and ensuring that they effectively mitigate the risks associated with space travel.

11.5.2 Fire Suppression Systems

These systems are designed to detect, control, and extinguish fires quickly and efficiently to minimize damage and ensure the safety of personnel and

equipment. Incorporating a variety of detection methods, including smoke, heat, and flame sensors, these systems are engineered to respond instantaneously, activating countermeasures that can include water mist, foam, or gas-based suppressants depending on the specific needs of the environment. Their development and implementation involve a combination of advanced technology, rigorous testing, and strict adherence to safety standards to address the specific risks associated with fire in enclosed and often oxygen-rich environments. Engineers and safety experts continuously work to improve the reliability and responsiveness of these systems through simulation and real-world testing, ensuring they perform optimally under diverse conditions. Furthermore, the systems must be adaptable to different scenarios, capable of handling electrical fires, liquid spills, and other common hazards without compromising the habitat or vessel's integrity.

Key Fire Safety Standards for Fire Suppression Systems from NASA STD-3001 (Vol 2):

Fire Detection and Warning Systems: Habitats should be equipped with advanced fire detection systems capable of identifying fire signatures such as temperature increases, smoke production, and toxic gasses. These systems must provide rapid alerts to ensure immediate crew response.

Fire Suppression Systems: Fire suppression systems must be nonhazardous to the crew's health and must be effective across all spacecraft volumes and mission phases. This includes manual systems like portable fire extinguishers, which must be accessible and usable even when the crew is wearing cumbersome space suits.

System Health and Status Monitoring: The fire protection system must continuously provide health and status updates to the crew. This ensures that crew members are immediately aware of any system failures or degradations that might compromise safety.

Manual System Activation and Deactivation: To accommodate potential malfunctions in automated systems, NASA standards require that fire suppression systems be manually activated or deactivated, providing a critical backup capability that allows the crew to control the systems directly in the event of an emergency.

Emergency Equipment Accessibility: All emergency equipment, including fire extinguishers and protective gear, must be clearly marked, easily accessible, and functional under all conditions anticipated during the mission. This ensures that crew members can quickly respond to a fire incident.

Following these standards, fire suppression technologies within space habitats have evolved significantly to address the unique challenges of managing fires in microgravity and confined spaces. NASA has spearheaded these advancements, focusing on developing systems that perform effectively. An understanding of how fire behaves in microgravity —where the lack of convection alters the dynamics of flame spread and smoke dispersion—has been crucial. This knowledge has guided the development of suppression systems that can effectively manage fires, where traditional methods might fail. For instance, the implementation of fine water mist (FWM) systems has become a significant advancement, recognized for their ability to absorb heat and reduce oxygen levels around a fire, thereby suppressing flames quickly and with minimal residue (Freidman & Urban, 2000) (Figure 11.1).


JAXA

Figure 11.1 Portable Fire Extinguisher.

Source: NASA/Public domain

This system disperses extremely fine water droplets that can absorb heat and reduce the oxygen available to a fire more effectively than traditional methods. In microgravity, where conventional fire suppression liquids would form large, inefficient droplets that float away rather than cooling the fire zone, the FWM system maximizes contact between the suppressant and the fire by producing a mist that envelops and stifles the flames (Rodriguez, 2013). The behavior of fire and the effectiveness of suppressants in microgravity differ significantly from those on Earth due to the absence of buoyancy-driven convection. This unique environment allows for innovative research into combustion that informs the design of fire suppression systems like the FWM. By studying how fires behave in non-buoyant conditions, researchers can tailor these systems to target and suppress fires effectively in space (Rodriguez, 2013).

On Earth, gravity helps direct smoke and flames upward, whereas fires can spread in all directions in microgravity whose behavior is heavily influenced by the airflow provided by ventilation systems. This lack of buoyancy alters how flames behave, making them spherical and allowing them to spread equally in all directions. Traditional fire-fighting techniques become less effective under these conditions, highlighting the need for fire suppression systems that can function independently of directional airflow. Ventilation also acts as a flame stimulant in microgravity; even low-rate ventilation flows can significantly enhance fire dynamics, contrary to expectations based on terrestrial fire behaviors. This poses a unique challenge for designing fire safety systems for spacecraft, as systems must be able to adjust or control ventilation flows to mitigate the risk of facilitating fire spread (Freidman & Urban, 2000).

Recognizing the critical role of ventilation in microgravity fire dynamics, space vehicle designs include integrated fire safety strategies that incorporate ventilation management. This involves not only the placement and operation of ventilation systems but also their integration with fire detection and suppression technologies. Ensuring that ventilation systems can be quickly adjusted or shut down in the event of a fire is a key component of these strategies. To effectively manage the complex

interaction between fire and ventilation in microgravity, spacecraft are equipped with automated systems that adjust ventilation in response to detected fires. These systems are designed to optimize airflow to either starve the fire of oxygen or to prevent the spread of flames and smoke. However, manual overrides are also necessary to allow crew intervention when automated responses may not be adequate, ensuring flexibility and responsiveness to the immediate conditions of a fire incident (NASA, 2023).

According to NASA standards, fire suppression systems must integrate seamlessly with all spacecraft systems, including environmental controls and life support systems. Integrating fire suppression systems within spacecraft involves comprehensive engineering and operational considerations to ensure safety and efficacy under the unique conditions of space travel. This integration ensures that the deployment of suppression methods does not adversely impact other critical onboard systems. The systems are designed to prevent any interference with electronic equipment and to avoid contamination of the spacecraft's atmosphere, which is crucial for maintaining a safe environment for the crew. These systems are equipped with both automated and manual controls, allowing for immediate and adaptive responses to fire incidents. Automated systems provide swift initial responses, crucial for controlling fires quickly. Meanwhile, manual controls allow astronauts to manage and tailor responses based on the specific dynamics of the fire, enhancing overall safety and flexibility. This dual-control setup is essential for ensuring that the fire suppression system can effectively handle the variable conditions presented by space travel.

Adding to the robustness of these systems, redundancy is a critical feature. This design philosophy ensures that even if one component fails, the system retains its functional integrity. Fail-safe mechanisms are incorporated to maintain a minimum level of operation, which is crucial for crew safety during emergencies. These features are part of a broader strategy to ensure continuous protection against fire risks in space. To meet NASA's strict safety and performance standards, these systems undergo rigorous testing and certification. Ongoing maintenance and testing throughout the mission are required to ensure reliability and effectiveness, safeguarding the spacecraft and its inhabitants over time.

11.6 HUMAN-CENTERED DESIGN PRINCIPLES

The integration of human factors is essential for the safety, efficiency, and comfort of astronauts. These principles prioritize the needs, capabilities, and limitations of humans. A pivotal aspect of human-centered design in space involves developing interfaces that are intuitive and responsive to astronaut needs, ensuring that human–machine interactions (HMIs) enhance operational effectiveness rather than complicate it. For instance, the interface design needs to accommodate the physical constraints of astronauts who may be operating in bulky space suits or experiencing the effects of microgravity. Another example would be a habitat designed with flexible, private areas that can be personalized by the astronaut.

The incorporation of these human-centered design principles requires a collaborative approach that spans multiple disciplines, including architecture, psychology, engineering, and ergonomics. Each discipline contributes to creating a living and working environment that is not only functional but also conducive to the health and productivity of the crew. This interdisciplinary approach ensures that space habitats are more than just shelters or labs; they are supportive homes that cater to the complex needs of their inhabitants. This methodology is not just theoretical but is applied in practice, as seen in various NASA projects where ergonomic and psychological factors are considered fundamental in habitat design, significantly impacting the design and arrangement of living and workspaces to optimize performance and comfort.

Human-centered design principles have already been directly implemented in the architecture of space habitats. For instance, Thales Alenia Space in Italy, which developed approximately 50% of the pressurized volume of the ISS, applied human-centered design extensively. This included designing crew interfaces for work areas and equipment within the modules such as Node 2, Node 3, and Cupola. These interfaces were developed to ensure usability, safety, and efficient performance of onboard operations, tailored to the unique conditions of space (Musso et al., 2018).

11.6.1 Human–Machine Interfaces

In the real-world implementation of space habitats, HMIs play a crucial role in enhancing living conditions and reducing workload for astronauts. For example, digital displays integrated directly onto storage units can help in inventory management by showing current stock levels and automatically updating them as items are added or removed. This application of these interfaces eliminates the need for manual checks and updates, streamlining supply management. Moreover, incorporating built-in display systems instead of external monitors not only saves physical space but also reduces the clutter that can affect operational efficiency and mental clarity in such compact settings. These integrated displays can show vital information such as air pressure levels between airlocked spaces or real-time data on atmospheric gases, essential for maintaining safety and environmental control within the habitat. Temperature regulation within different sections of the habitat can also be simplified through intuitive touchscreen controls or voice-activated interfaces, allowing astronauts to easily adjust settings according to the varying needs of the living and research areas. Such interfaces can significantly enhance comfort and reduce the cognitive load on crew members by providing straightforward and quick access to environmental controls.

The implementation of these advanced HMIs draws on smart home technologies that are already prevalent on Earth, such as automated climate control and smart refrigerators that track expiry dates and consumption patterns. In space habitats, similar technologies could be adapted to monitor life support systems and manage energy use efficiently, ensuring that the limited resources available are used optimally. This approach not only helps in creating a more livable and efficient environment but also ensures that astronauts can focus more on their critical work and less on managing daily activities and system checks.

11.6.2 Psychological Support Systems

Astronauts should have access to a variety of psychological support systems designed to maintain their mental health during long-duration space missions. One key aspect of psychological support is the availability of personal therapy sessions, which can be conducted via teleconferences with psychologists based on Earth. This allows astronauts to discuss their

feelings, concerns, and any stress they are experiencing in a confidential setting, helping them to manage stress and prevent potential psychological issues. This system has been operational since the days of the NASA-Mir program and has continually evolved to support the ISS crews and their families (Sipes & Ark, 2005).

Additionally, astronauts are encouraged to engage in journaling and other self-reflective practices that help them process their experiences and emotions. Access to care packages, which may include personal items from home, favorite snacks, or messages from loved ones, also plays a vital role in boosting morale and providing comfort.

Moreover, the Behavioral Health and Performance Section at NASA Johnson Space Center provides comprehensive support that includes monitoring astronauts' workload and work/rest schedules, which are critical for preventing overwork and ensuring adequate rest. Their services also extend post-mission, helping astronauts readjust to life on Earth after spending extended periods in microgravity. These psychological support systems are integrated into the overall health management plans for space missions, ensuring that astronauts receive continuous support throughout the preflight, in-flight, and postflight phases of their journeys. This comprehensive approach helps maintain not only the physical but also the mental well-being of those who undertake these challenging and isolating missions.

Checklist:

Privacy

Journaling

Communication

Therapy

Entertainment—music, reading

Personal Comfort

Culture

Color, Texture

11.7 LIGHTING AND ENVIRONMENTAL ENHANCEMENTS

In space habitats, the architectural design and regulation of lighting and environmental systems should be critically evaluated to ensure compliance and effectiveness against crew psychological well-being. Effective lighting design not only fulfills basic operational needs but also plays a crucial role in health management by aligning with human circadian rhythms and simulating natural environmental conditions. Architecturally, space habitats must integrate advanced lighting systems that can replicate the dynamics of natural light, adapting to the needs of crew members as they live and work in environments devoid of natural sunlight. This involves the strategic placement and intensity control of lighting fixtures to mimic the Earth's light cycles, crucial for regulating sleep and wakefulness patterns. Additionally, environmental enhancements such as virtual windows are incorporated into the habitat's design to provide psychological relief. These systems offer views of Earth, other celestial scenes, or simulated natural landscapes, helping to reduce the feelings of confinement and isolation that can be prevalent during long-duration missions. Regulatory considerations also play a significant role in the design process. These regulations ensure that lighting systems are energy efficient, safe, and capable of withstanding the unique conditions of space. They must also be adaptable to the various phases of a space mission and the different activities conducted within the habitat.

11.7.1 Circadian Rhythm Regulation

Synchronization of circadian rhythms with light-dark (LD) cycles is essential for maintaining physiological and psychological health in space habitats, where natural light cycles are absent. Circadian rhythms are primarily synchronized by the LD cycle, which is the strongest external cue to align biological clocks with a 24-hour day. Artificial lighting in space habitats should be designed to recreate these cycles and promote regular sleep patterns and physiological functions that are tied to the solar day on Earth (Wright et al., 2013). The intensity, timing, and wavelength of light significantly affect how well circadian rhythms can be synchronized to a LD schedule. Research shows that circadian systems are most sensitive to

shorter wavelengths of light, such as blue light, which effectively resets the internal clock. Properly timed exposure to such light is crucial for aligning circadian rhythms with mission schedules in space (Lockley, 2009).

Adapting to shifted LD cycles, such as those experienced during travel across time zones on Earth or changes in mission schedules in space, requires the circadian system to adjust. This period of adjustment is vital for maintaining health and performance. The design of the lighting schedule, including the duration and intensity of light exposure, influences the speed and effectiveness of this adaptation (Golombek & Rosenstein, 2010). Continuous light exposure, commonly used in space stations to facilitate operations, can disrupt circadian rhythms. Conversely, structured LD cycles that mimic natural conditions on Earth are more effective at maintaining healthy circadian rhythms, reinforcing regular patterns of wakefulness and sleep crucial for astronaut health and mission success. In designing space habitats, it is essential to optimize light exposure to ensure it effectively entrains circadian rhythms to a terrestrial 24-hour cycle.

Advanced dynamic lighting systems can be used to enhance cognitive performance. These systems intelligently vary illuminance levels and correlated color temperature (CCT) throughout the day typically using light-emitting diodes (LED) technology. This approach is tailored to recreate a spectrum of lighting conditions from morning to evening. Such configurations are based on research that links melatonin secretion and physiological parameters with specific light exposures (Burattini et al., 2016). The color temperature of light plays a significant role in influencing an individual's psychological state. By adjusting the spectral quality of light, dynamic lighting systems can help mitigate the physical and psychological disorders that may arise from prolonged exposure to an artificial environment (Caballero-Arce et al., 2012). These lighting scenarios are specifically designed to optimize conditions for cognitive functions by simulating natural lighting conditions and aligning them closer to the natural rhythms experienced on Earth.

Blue light, particularly at wavelengths between 460 and 480 nm, is effective in suppressing melatonin production, a hormone responsible for regulating sleep and wake cycles. This suppression aids in promoting alertness, especially when exposed in the morning, helping to reset the circadian clock to its active phase and aligning wakefulness with daylight hours (Cai

et al., 2021). Conversely, red light is beneficial in the evenings as it has minimal effects on melatonin suppression, supporting the body's preparation for sleep. Enhancing lighting systems with increased intensity in the 606–635 nm red light range can help maintain melatonin levels, thus aiding in better sleep quality and adjustment to night phases. This makes red light ideal for use in settings like bedrooms, where preserving natural sleep cycles is crucial (Cai et al., 2021).

The ability to adjust color temperatures in lighting systems throughout the day further supports natural circadian rhythms. Tunable white LED systems, for instance, can smoothly change the CCT, offering high Color Rendering Index (CRI) across a broad CCT range from 2800 to 5500 K. This adjustability allows for high comfort light in various conditions, adapting to the body's changing needs from active daytime to restful night phases, promoting a natural alignment with the human circadian cycle (Trivellin et al., 2015). These systems often combine multiple types of LEDs to mimic the dynamic changes in daylight, adjusting the circadian action factor (CAF) and CCT to mimic natural daylight patterns. This simulation has been shown to stabilize and enhance circadian rhythms, demonstrating the effectiveness of such lighting solutions in controlled studies (Nie et al., 2020).

11.7.2 Virtual Windows and Natural Light Simulation

Virtual windows and natural light simulation systems are cutting-edge technologies designed to enhance astronauts' well-being by replicating Earth-like lighting conditions and providing visual connections to familiar environments. By simulating terrestrial or other planetary landscapes, these systems help mitigate the discomfort of being far from home and improve crew morale with more engaging views. The effectiveness of these technologies depends on their ability to create realistic and immersive experiences; if the simulations appear artificial, they could inadvertently heighten feelings of isolation and separation. One primary application of virtual windows is to project live or augmented reality views, this capability allows astronauts to feel connected to the outside world despite being confined within the habitat. The virtual windows can also display prerecorded scenes of nature, seasonal changes, or significant personal events like birthdays and anniversaries, which can be prepared by ground

support and families to provide emotional support to the crew (Howe et al., 2013).

Projection technology is a key component in NASA's efforts to create virtual windows for space habitats, enhancing the psychological well-being of astronauts by simulating realistic views of the external environment. This technology involves using of high-resolution projectors and advanced image processing to display dynamic scenes that mimic the experience of looking out a real window. One of the primary applications of projection technology in space habitats is to provide live or augmented reality views of the external environment. This setup allows astronauts to feel connected to the outside world despite being confined within the spacecraft. For instance, live feeds from external cameras can be projected onto surfaces inside the habitat, giving the impression of transparent windows showing real-time views of space or planetary landscapes. This approach can significantly reduce the feelings of isolation and confinement associated with long-duration space missions (Howe et al., 2013).

Another application of projection technology is in the simulation of prerecorded natural environments. These projections can include images or videos of Earth-like landscapes, seasonal changes, and cultural events. This type of content is particularly useful for maintaining the mental health of astronauts by providing comforting and familiar visual stimuli. The realism of these projections is crucial; high-quality, lifelike images can help create an immersive experience that can effectively mimic the benefits of real outdoor environments (Howe et al., 2013).

Projected Virtual windows can also provide operational benefits for systems and research. They can be integrated into flight decks or piloting stations to enhance the situational awareness of astronauts during missions. Live transmission from cameras mounted on remote vehicles can be displayed, allowing crew members to participate in or observe remote operations in real time. This functionality is particularly useful for tasks that require precise maneuvering or monitoring of external activities (Howe et al., 2013).

This concept can also be applied to the use of LED displays. One significant advantage of LED screens is their ability to adjust color temperature and brightness, closely mimicking the changes in natural light

throughout the day. Research has shown that the use of dimmable LED systems in virtual environments can create lighting conditions that are perceived as comfortable and pleasant, enhancing the psychological well-being of the occupants (Rockcastle et al., 2021). The design and implementation of virtual window prototypes using LED tiles have been evaluated for their lighting performance and energy consumption. These prototypes consist of arrays of white light LED fixtures with adjustable color temperatures, providing direct light into the test environment. The lighting performance was assessed by measuring horizontal and vertical illuminance, as well as luminance perceived by observers. The results demonstrated that these LED systems could achieve adequate work plane illuminance with minimal discomfort glare, making them suitable for creating realistic and comfortable virtual windows (Mangkuto et al., 2014b). Additionally, virtual windows using LED screens can enhance work environments in space habitats by providing adjustable and energy-efficient lighting solutions. For example, LED virtual windows installed in windowless consultation rooms at Hvidovre Hospital improved the perception of lighting conditions and the overall positive experience of the rooms. The study found that these virtual windows increased retinal illuminance and CCT, contributing to better visual comfort and reduced concentration difficulties among the staff (Sen et al., 2018).

Smart digital windows enhance space habitats by dynamically adjusting to provide optimal lighting conditions and realistic views. These windows integrate several innovative technologies, including electrochromic materials, thermochromic materials, and photochromic materials, to control light transmittance and create an immersive experience. Electrochromic smart windows use materials that change their light transmittance properties when an electrical voltage is applied. This allows for precise control over the amount of light and heat entering the space habitat, which is particularly useful for maintaining comfortable indoor environments and conserving energy. Electrochromic smart windows can switch between transparent and opaque states, providing privacy on demand and reducing glare from external light sources (Wang et al., 2016). Additionally, these smart windows can incorporate projection technology to display visuals directly onto the glass surface. This is achieved by embedding liquid crystal layers within the glass panels. The liquid crystals can switch between a whitish opaque state, suitable for projection, and a transparent state for normal

viewing. This dual functionality is exemplified in the blue-c immersive projection and 3D video acquisition environment, where the glass panels can switch between modes, allowing for dynamic visual displays while maintaining the option for clear visibility (Gross et al., 2003).

Thermochromic smart windows change their optical properties in response to temperature changes. Thermochromic materials can modulate the amount of solar heat that passes through the window, helping to regulate the internal temperature of the habitat. This capability is especially important in space, where temperature fluctuations can be extreme. Thermochromic windows provide an energy-efficient way to maintain thermal comfort without the need for additional heating or cooling systems (Feng et al., 2020). In addition to these, photochromic smart windows adjust their transparency based on the intensity of incoming light. Photochromic materials darken when exposed to high levels of sunlight, reducing glare and UV exposure, and return to a clear state in lower light conditions. This adaptability is beneficial for protecting astronauts from the harmful effects of solar radiation while allowing for natural light during periods of low solar intensity (Tällberg et al., 2019).

Smart digital windows in space habitats often combine these technologies to provide multifunctional capabilities. For example, a window might incorporate both electrochromic and thermochromic materials to offer dual-mode control over both light and heat. This integration allows the windows to adapt to varying environmental conditions, ensuring optimal indoor climate control and energy efficiency (Ke et al., 2019). Emerging technologies such as dual-responsive nanocomposites and plasmonic nanoparticles are being explored to further enhance the functionality of smart windows. These materials can respond to multiple stimuli, such as light and temperature, simultaneously, offering more precise control over the window's properties. For instance, a nanocomposite that incorporates vanadium dioxide can dynamically adjust its transparency and heat modulation capabilities based on ambient conditions (Lee et al., 2017).

Polymer-dispersed liquid crystal (PDLC) technology is a transformative approach to creating dynamic and adaptable windows in space habitats. PDLC glass can switch between transparent and opaque states when an electrical voltage is applied, making it an ideal material for virtual windows and projection displays in space. PDLC glass consists of liquid crystal

droplets dispersed in a polymer matrix. When an electric field is applied, the liquid crystals align, making the glass transparent. In the absence of an electric field, the liquid crystals are randomly oriented, scattering light and making the glass appear opaque. This property is particularly useful for privacy applications and for controlling light and heat transmission in space habitats.

PDLC films are also used to improve the visualization of contents in holographic displays under different illumination scenarios. The film's ability to control transmittance helps minimize issues with projected content visibility in highly illuminated environments. (Pantoja et al., 2015). A notable application of PDLC technology in projection systems is in the development of 2D/3D switchable displays. In such systems, PDLC films can switch between transparent and scattering states, enabling the transition between 2D and 3D display modes. For example, a projection system using a polarization-dependent liquid crystal lens array (LCLA) and a PDLC film can achieve this switch. When the PDLC film is transparent, 3D images are reconstructed by modulating the light field. When the PDLC film is in the scattering state, the system can present 2D images directly (Li et al., 2021).

Natural daylight simulation works in tandem with virtual windows to enhance the living environment in space habitats by replicating the dynamic qualities of natural sunlight. This technology aims to provide visual and physiological benefits similar to those experienced on Earth, supporting the astronauts' circadian rhythms, mental health, and overall well-being. One approach to simulating natural light involves virtual natural lighting solutions (VNLSs). VNLS use arrays of small light sources to emulate the sky, horizon, and ground, providing uniform and glare-free illumination. These systems can transform unused spaces into well-lit areas, enhancing the livability of the habitat. Computational tools like Radiance are used to model and predict the performance of VNLS, ensuring that they provide adequate lighting comparable to real windows under various sky conditions (Mangkuto et al., 2014a).

The VNLS can also dynamically adjust the lighting to mimic the natural changes in daylight throughout the day. This includes variations in light intensity and color temperature, which are essential for aligning the body's internal clock with a 24-hour cycle. By simulating sunrise and sunset, these systems help regulate sleep patterns and improve cognitive function, which

are critical for the long-term health and performance of astronauts (Trivellin et al., 2015). VNLS can employ complex image scenes pasted on transparent surfaces in front of directional light sources, enhancing the realism of the simulated views. Sensitivity analyses of these systems have shown that the beam angle and luminous flux of the “sky” elements are critical for ensuring uniform lighting and minimizing glare (Mangkuto et al., 2014a).

11.7.3 Electrical Lighting

In the early stages of space exploration, traditional fluorescent lighting was widely used due to its efficiency and reliability. Fluorescent lamps were a standard choice on spacecraft such as the ISS, providing the necessary general illumination. However, these lights had limitations, including less control over color temperature and higher power consumption compared to more modern lighting solutions. Lighting technologies have since developed to provide more benefits for space habitats and less limiting factors.

Light-emitting diodes (LEDs) have become a critical component in the lighting systems of space habitats due to their numerous advantages over traditional lighting technologies. LEDs are highly energy-efficient, have a long lifespan, and offer precise control over light spectra. Compared to the general luminaire assembly (GLA) it replaces, solid state lighting assembly (SSLA) provides approximately 25% more light output in general mode while consuming 20% less power. This efficiency is paired with a design life of 40,000 hours, significantly reducing maintenance requirements and ensuring reliable operations. Additionally, LEDs produce less heat compared to incandescent and fluorescent lights, helping to manage the thermal environment within the spacecraft and preventing overheating of the habitat's systems (Burattini et al., 2016). NASA has extensively researched and implemented LED technology in space missions. On the ISS, LED-based lighting systems are designed to adjust light intensity and color temperature throughout the day to mimic Earth's natural light cycles. This dynamic lighting approach helps regulate astronauts' circadian rhythms, thereby improving sleep quality and cognitive performance. The SSLA on the ISS, for instance, utilizes a mix of red, blue, and white LEDs

to create specific lighting conditions conducive to various activities and times of the day (Brainard et al., 2013).

SSLA operates in three distinct modes, each tailored to different phases of the crew's daily schedule. The general mode, with a color temperature of 4500 K, provides a neutral spectrum that is well-suited for day-to-day operations. This model is designed to balance melatonin suppression and general illumination, ensuring that crew members remain alert and productive without disrupting their natural sleep-wake cycles. The pre-sleep mode, at 2700 K, emits a warmer light spectrum that minimizes melatonin suppression, facilitating a smoother transition to sleep. Conversely, the phase-shift mode, with a cooler spectrum of 6500 K, is used to adjust the crew's sleep patterns by significantly increasing alertness through enhanced melatonin suppression (Maida, 2014).

The spectrum control in SSLA is designed to regulate the blue light component, which has a profound impact on melatonin production. In general mode, the light spectrum is broad, with a balanced blue spike to ensure neutrality in melatonin suppression. In pre-sleep mode, the reduction of blue light and an increase in red and yellow spikes create a conducive environment for sleep by allowing melatonin levels to rise naturally. The phase-shift mode intensifies the blue spike while minimizing red and yellow components, effectively boosting alertness and enabling shifts in circadian rhythms as needed (Maida, 2014).

LEDs are also employed in space-based plant growth systems due to their small mass, operational longevity, and wavelength specificity. Research has shown that LEDs can be tailored to provide the optimal light spectrum for photosynthesis and plant development. For example, red LEDs are effective for promoting photosynthesis, while blue LEDs are necessary for regulating plant morphology and enhancing photosynthetic efficiency. This capability is vital for growing food in space, supporting long-duration missions, and ensuring crew self-sufficiency (Massa et al., 2017). This technology has also been adapted for medical applications, such as photodynamic therapy for wound healing. LEDs can deliver light at specific wavelengths that are biologically optimal, enhancing therapeutic outcomes. For instance, LEDs have been used in NASA's Space Shuttle missions to promote wound healing by delivering light deep into tissues that accelerate the healing process and reduce recovery times. High-intensity red and blue LEDs have

been characterized as efficient light sources for controlled-environment agriculture, such as *in vitro* micropropagation and advanced life support systems for space missions. Studies have shown that these LEDs can produce high photosynthetic photon flux (PPF) levels, essential for plant growth, with low energy consumption (Mickens et al., 2018).

11.8 WINDOWS AND VIEWS

In space habitats, windows and views play a critical role in enhancing the living environment for astronauts. These elements are not only essential for providing visual access to the external surroundings but also for maintaining the psychological and physical well-being of the crew. The design and implementation of windows in space habitats involve a careful balance between psychological benefits and structural integrity.

Being able to see the Earth, stars, or even simulated natural environments can greatly reduce feelings of isolation and confinement, which are common in the closed, monotonous environments of space habitats. Views of the outside world, whether real or virtual, help maintain mental health by providing a sense of connection to nature and the broader universe. This connection is vital for reducing stress, improving mood, and enhancing overall well-being during long-duration missions (Figure 11.2).

Structural considerations for windows ensure the safety and functionality of space habitats. Windows must be designed to withstand the harsh conditions of space, including radiation, extreme temperatures, and potential impacts from micrometeoroids. The materials used must provide clear visibility while ensuring durability and protection. Additionally, the size, placement, and insulation properties of windows must be carefully planned to optimize their benefits without compromising the habitat's structural integrity or energy efficiency.

CUPL W1
CUPL W7
CUPL W5

Figure 11.2 View from Cupola Window.

Source: NASA/Public domain

11.8.1 Psychological Impact of Views

Exposure to natural environments, even through virtual windows, has been shown to reduce feelings of confinement and isolation. Views of nature, such as forests or landscapes, can improve mood and provide a sense of connection to the outside world. This connection is crucial for maintaining the mental well-being of astronauts who are isolated from natural Earth environments for long durations (Cleary et al., 2019).

One significant psychological benefit of views is “The Overview Effect”, a transformative cognitive shift experienced by astronauts when they view Earth from space. This phenomenon, first described by author Frank White, involves a profound change in perspective that fosters a sense of interconnectedness and responsibility toward the planet. Viewing Earth from space often elicits feelings of awe, self-transcendence, and a deep appreciation for the fragility and unity of our world. Astronauts who experience the Overview Effect report overwhelming emotions and a sense of identification with humankind and the planet as a whole. This psychological state combines elements of awe and self-transcendent experiences, contributing to a greater understanding of the Earth's vulnerability and the need for its stewardship (Yaden et al., 2016). The Overview Effect often leads to a lasting change in worldview, promoting a sense of unity and a drive to protect the environment, which can dramatically improve perseverance and engagement to tasks. While the Overview Effect is generally considered a positive experience, it can also be overwhelming for some individuals. The intense emotions and cognitive shifts associated with this effect may lead to feelings of sadness or existential reflection as individuals grapple with the fragility of Earth and their role in its stewardship. However, these feelings are typically balanced by a renewed sense of purpose and motivation to contribute positively to the planet's future.

Moreover, short-term exposure to natural scenes can produce immediate physiological benefits. Research involving the viewing of urban forest landscapes showed that participants exhibited lower diastolic blood pressure, higher parasympathetic nervous activity, lower sympathetic

nervous activity, and lower heart rates in natural settings compared to urban settings. These findings suggest that even brief visual contact with nature can have relaxing effects, which are crucial for stress-inducing work, which can be very common in a space habitat (Tsunetsugu et al., 2013). Simulated views using high-resolution LED screens or virtual reality can provide similar psychological benefits. Research has shown that dynamic lighting systems and virtual representations of natural scenes can help mitigate the negative effects of long-term isolation. For instance, LED screens that display high-resolution images or live feeds of natural landscapes can create a sense of connection to the outside world, and or to back home, helping to mitigate the feeling of being distant and away (Howe et al., 2013). Studies have shown that exposure to urban green spaces is associated with improved psychological well-being. For instance, a study found that individuals who perceived their environments as having more green space reported higher levels of well-being (Cleary et al., 2019). In the context of space habitats, incorporating virtual green spaces can provide similar benefits, helping to reduce stress and improve mood. Beyond exterior views, having access to greenery inside a habitat through decorative plants or easy visual access to hydroponic systems can also improve psychological health. Views can also influence thermal perception and emotional responses. A study assessing the influence of window views on thermal and emotional responses found that having a window view significantly improved participants' thermal comfort, emotional state, and cognitive performance. Positive emotions were higher, and negative emotions were lower in spaces with windows compared to windowless spaces (Ko et al., 2020).

A systematic review of indoor experiments confirmed that visual contact with elements of nature leads to physiological relaxation. This review analyzed studies using different methods such as photos, 3D images, virtual reality, and videos of natural landscapes. The majority of these studies reported more relaxed body responses, such as reduced heart rates and lower levels of stress hormones, when participants viewed natural scenery compared to urban or artificial environments (Jo et al., 2019). Further research has shown that watching videos of nature can modulate brain activity associated with relaxation. Participants who watched natural scenes exhibited increased alpha wave activity, particularly over the central brain regions, indicating a state of relaxation and mental rest. This suggests that

even virtual experiences of nature can produce measurable physiological markers of stress recovery and relaxation, which are beneficial for maintaining the mental health of astronauts (Grassini et al., 2022).

11.8.2 Structural Considerations for Windows

The selection of materials for spacecraft windows involves a delicate balance between structural integrity, weight, optical clarity, and resistance to the harsh conditions of space. Traditional glass, such as aluminosilicate, borosilicate, and fused silica, has been commonly used due to its excellent optical properties. However, glass is inherently brittle and sensitive to flaws, making it challenging to ensure its long-term durability in space environments.

Recent advancements have led to the adoption of engineering plastics such as acrylic and polycarbonate for spacecraft windows. These materials offer several advantages over traditional glass. Acrylic and polycarbonate windows can reduce weight by up to 75% compared to glass windows, a significant saving that is crucial for space missions where every kilogram matters (Nunley, 2021). Additionally, plastics like acrylic and polycarbonate are more impact-resistant than glass, which is particularly important for withstanding micrometeoroid impacts and other space debris. Unlike glass, which can lose strength over time due to flaw growth, plastics exhibit better durability under the same conditions. Acrylic, for example, has shown to ablate rather than melt under re-entry conditions, providing additional protection (Nunley, 2021).

NASA has stringent standards for material selection in spacecraft windows to ensure safety and reliability. According to NASA-STD-5018, materials chosen for windows must comply with the latest version of NASA-STD-6016, which outlines the standard materials and process requirements for spacecraft. These standards specify that all materials must undergo a rigorous flaw growth analysis, considering the initial flaw depth and growth properties under expected environmental conditions, including 100% moisture (NASA, 2017). Each windowpane must be subjected to proof testing that simulates the significant loading conditions expected during the windowpane's design life. The proof factor must be at least three times the maximum combined limit load for annealed and tempered glass (NASA, 2017). Additionally, the stress distribution across the glass or plastic

components must be carefully analyzed and correlated with qualification tests to ensure the design meets the required safety margins (NASA, 2017).

A hybrid approach, combining both glass and plastic panes, is also being adopted. For example, the Orion spacecraft uses acrylic for its primary pressure panes and glass for its outer thermal panes. This hybrid design leverages the strengths of both materials—using acrylic for its superior impact resistance and weight savings, and glass for its thermal protection during re-entry (Nunley, 2021).

Spacecraft windows are subjected to various loads and stresses, including pressurization, thermal cycling, and impacts from micrometeoroids and other space debris. Managing these loads and stresses is crucial to ensure the long-term structural integrity and functionality of the windows. The design of spacecraft windows must account for the unique environmental conditions of space, including vacuum, extreme temperatures, and radiation.

Pressurization is one of the primary loads that spacecraft windows must withstand. Windows are typically part of the pressure shell of the spacecraft, and they must maintain cabin pressure to ensure the safety and comfort of the crew. The windows must be designed to handle both the internal pressure of the spacecraft and the differential pressure experienced during launch, re-entry, and other mission phases. NASA-STD-5018 specifies that windows must undergo proof testing to simulate these pressurization loads, with a proof factor of at least three times the maximum combined limit load (NASA, 2017).

Thermal cycling is another significant factor that affects the structural integrity of spacecraft windows. The windows must endure the extreme temperature fluctuations encountered in space, ranging from the intense heat of direct sunlight to the frigid cold of shadowed areas. These thermal cycles can induce thermal stresses in the window materials, potentially leading to cracking or other forms of structural degradation. The design of spacecraft windows must include provisions to manage these thermal stresses, such as the use of materials with suitable thermal expansion coefficients and the incorporation of thermal insulation or coatings (NASA, 2017).

Micrometeoroid and orbital debris (MMOD) impacts pose a severe threat to the structural integrity of spacecraft windows. Even tiny particles traveling at high velocities can cause significant damage upon impact. Windows must be designed to resist such impacts, maintaining their integrity and functionality. According to NASA-STD-5018, windows must be capable of withstanding the impacts without catastrophic failure, ensuring that the safety of the crew is not compromised (NASA, 2017). This involves the use of multi-pane designs, where a primary pressure pane is backed by a redundant pane to provide additional protection.

Load and stress management in spacecraft windows also involves considering the dynamic loads experienced during launch and re-entry. These dynamic events can subject the windows to high levels of vibration and shock, which must be accounted for in the design. The windows must be secured in a manner that prevents slipping and rattling, ensuring that they remain firmly in place throughout the mission. The seals and mounting systems must also be designed to accommodate these dynamic loads, preventing glass-to-metal contact and ensuring the long-term reliability of the window assembly (NASA, 2017).

The materials used for spacecraft windows play a crucial role in managing loads and stresses. Glass, while offering excellent optical properties, is prone to sudden failure due to its brittle nature. Engineering plastics such as acrylic and polycarbonate provide better impact resistance and flexibility, which helps in managing the dynamic loads and impacts. However, these materials also bring their own challenges, such as the need to ensure long-term durability and resistance to radiation and thermal cycling. NASA's approach involves a thorough analysis of the stress distribution and flaw growth in the chosen materials, ensuring that the windows meet the stringent safety and reliability standards required for space missions (NASA, 2017; Nunley, 2021).

Impact resistance is a critical factor in the structural integrity of spacecraft windows due to the omnipresent threat posed by MMOD. These high-velocity particles can cause significant damage upon impact, making it essential for spacecraft windows to be designed to withstand such events without catastrophic failure. The NASA-STD-5018 standard outlines specific requirements to ensure that windows maintain their structural and functional integrity during and after impact events (NASA, 2017).

One of the key requirements for impact resistance is that all vehicle windows must be capable of withstanding impact hazards from various sources, including MMOD, intravehicular activity (IVA), extravehicular activity (EVA), inadvertent tool contacts, and launch debris. This comprehensive approach ensures that all potential impact scenarios are considered during the design and testing phases (NASA, 2017). Additionally, windows must maintain a margin of safety of 0.0 or greater for the duration of the mission, even after sustaining damage from an impact event (NASA, 2017).

The design strategy for enhancing impact resistance often involves using multi-pane configurations. Typically, a spacecraft window includes a primary pressure pane and one or more redundant panes. The primary pressure pane is designed to handle the normal operating pressures, while the redundant panes provide backup in case the primary pane fails. This redundancy ensures the window system remains functional even if one pane is compromised. For instance, the Orion spacecraft employs acrylic for its primary pressure panes and glass for its outer thermal panes, leveraging the impact resistance of acrylic and the thermal protection of glass (Nunley, 2021).

Material selection plays a crucial role in determining the impact resistance of spacecraft windows. Traditional glass, while offering excellent optical clarity, is brittle and prone to shattering upon impact. In contrast, engineering plastics such as acrylic and polycarbonate offer superior impact resistance. These materials can absorb and dissipate impact energy more effectively than glass, reducing the likelihood of catastrophic failure. Acrylic, for example, has been found to ablate rather than melt under re-entry conditions, which adds an additional layer of protection against high-velocity impacts (Nunley, 2021).

To verify the impact resistance of spacecraft windows, NASA mandates rigorous qualification tests and analyses. These tests replicate the conditions that windows will face in space, including impacts from MMOD and other debris. The qualification process involves a combination of analytical methods and physical testing to ensure that windows meet the required safety standards. For example, the structural integrity of damaged glass or ceramic components must be verified through a combination of

qualification tests and analyses, demonstrating that the components can maintain a positive margin of safety throughout the mission (NASA, 2017).

NASA's approach also includes measures to prevent glass-to-metal contact, which can exacerbate the effects of an impact. The window design must ensure that seals and mounting systems prohibit glass-to-metal contact during all phases of the mission, including exposure to vibration and acoustic environments (NASA, 2017). This precaution helps to prevent additional stress concentrations that could lead to failure upon impact.

REFERENCES

NASA - Andrews, J.R., Garcia, M.A., Mitchell, P.L., & Vail, S.K.N., 2019. ISS safety requirements documents: international space station program (baseline) (No. SSP 51721 (Baseline)).

Antonutto, G., & Prampero, P., 2003. Cardiovascular deconditioning in microgravity: Some possible countermeasures. *European Journal of Applied Physiology*, 90, pp. 283–291. https://doi.org/10.1007/s00421-003-0884-5.

Balmain, C., & Fleming, M., 2009. A Methodology for Training International Space Station Crews to Respond to On-Orbit Emergencies. https://doi.org/10.4271/2009-01-2446.

Basirun, C., Ferlazzo, M., Howell, N., Liu, G., Middleton, R., Martinac, B., Narayanan, S., Poole, K., Gentile, C., & Chou, J., 2021. Microgravity × Radiation: A space mechanobiology approach toward cardiovascular function and disease. *Frontiers in Cell and Developmental Biology*, 9. https://doi.org/10.3389/fcell.2021.750775.

Bettis, T., Kim, B., Kim, B., & Hamrick, M., 2018. Impact of muscle atrophy on bone metabolism and bone strength: Implications for muscle-bone crosstalk with aging and disuse. *Osteoporosis International*, 29, pp. 1713–1720. https://doi.org/10.1007/s00198-018-4570-1.

Brainard, G.C., Coyle, W.C., Ayers, M., Kemp, J.S., Warfield, B., Maida, J., Bernecker, C.K., Lockley, S., & Hanifin, J., 2013. Solid-state lighting for the International Space Station: Tests of visual performance and

melatonin regulation. *Acta Astronautica*, 92 1, pp. 21–28. https://doi.org/10.1016/j.actaastro.2012.04.019.

C. Burattini, et al., 2016. Dynamic lighting for space habitats. 18th Italian National Conference on Photonic Technologies (Fotonica 2016), Rome, pp. 1–4, 10.1049/cp.2016.0922.

Caballero-Arce, C., Vigil de Insausti, A., & Benlloch Marco, J., 2012. Solid State Lighting Assemblies (SSLA) for Space Habitats: Advantages and Perspectives (AIAA 2012-3615). Paper presented at the 42nd International Conference on Environmental Systems, San Diego, CA. https://doi.org/10.2514/6.2012-3615.

J. Cai, et al., 2021. Effects of Red Light on Circadian Rhythm: A Comparison Among Lamps With Similar Correlated Color Temperatures Yet Distinct Spectrums. IEEE Access, vol. 9, pp. 59222–59230. https://doi.org/10.1109/ACCESS.2021.3073102.

Chen, M., Goyal, R., Majji, M., & Skelton, R., 2020. Design and analysis of a growable artificial gravity space habitat. *Aerospace Science and Technology*, 106, pp. 106147. https://doi.org/10.1016/j.ast.2020.106147.

Chen, M., Goyal, R., Majji, M., & Skelton, R., 2021. Review of space habitat designs for long term space explorations. *Progress in Aerospace Sciences*, 122, pp. 100692. https://doi.org/10.1016/J.PAEROSCI.2020.100692.

Cleary, A., Roiko, A., Burton, N., Fielding, K., Murray, Z., & Turrell, G., 2019. Changes in perceptions of urban green space are related to changes in psychological well-being: Cross-sectional and longitudinal study of mid-aged urban residents. *Health & Place*, 59, pp. 102201. https://doi.org/10.1016/j.healthplace.2019.102201.

Convertino, V., 2011. Exercise and adaptation to microgravity environments. *Comprehensive Physiology*, pp. 815–843. https://doi.org/10.1002/CPHY.CP040236.

Deng, C., Wang, P., Zhang, X., & Wang, Y., 2015. Short-term, daily exposure to cold temperature may be an efficient way to prevent muscle

atrophy and bone loss in a microgravity environment. *Life Sciences in Space Research*, 5, pp. 1–5. https://doi.org/10.1016/J.LSSR.2015.02.001.

Fedotov, A., Akulov, S., & Akulova, A., 2016. Alterations in cardiovascular system under artificially simulated microgravity: Preliminary study. *2016 38th Annual International Conference of the IEEE Engineering in Medicine and Biology Society (EMBC)*, pp. 204–206. 10.1109/EMBC.2016.7590675.

Feng, M., Bu, X., Yang, J., Li, D., Zhang, Z., Dai, Y., & Zhang, X., 2020. Review: Smart windows based on photonic crystals. *Journal of Materials Science*, 55, pp. 8444–8463. https://doi.org/10.1007/s10853-020-04460-6.

Freidman, R., & Urban, D., 2000. Progress in fire detection and suppression technology for future space missions. In Space 2000 Conference and Exposition (p. 5251). 10.2514/6.2000-5251.

Frulla, G., Cestino, E., Cumino, F., Piccolo, A., Giulietti, N., Fossat, E., & Kharrazi, E., 2022. An innovative material for space-oriented structures and habitat design. *Aircraft Engineering and Aerospace Technology*. https://doi.org/10.1108/aeat-06-2022-0170.

Golombek, D., & Rosenstein, R., 2010. Physiology of circadian entrainment. *Physiological Reviews*, 90 3, pp. 1063–102. https://doi.org/10.1152/physrev.00009.2009.

Gouzman, I., Grossman, E., Verker, R., Atar, N., Bolker, A., & Eliaz, N., 2019. Advances in polyimide-based materials for space applications. *Advanced Materials*, 31. https://doi.org/10.1002/adma.201807738.

Grabherr, L., & Mast, F., 2010. Effects of microgravity on cognition: The case of mental imagery. *Journal of Vestibular Research: Equilibrium & Orientation*, 20 1, pp. 53–60. https://doi.org/10.3233/VES-2010-0364.

Grassini, S., Segurini, G., & Koivisto, M., 2022. Watching nature videos promotes physiological restoration: evidence from the modulation of alpha waves in electroencephalography. *Frontiers in Psychology*, 13. https://doi.org/10.3389/fpsyg.2022.871143.

Gross, M., et al., 2003. Blue-c: A spatially immersive display and 3D video portal for telepresence. ACM SIGGRAPH 2003 Papers. 10.1145/1201775.882350.

Hedayati, R., & Stulova, V., 2023. 3D printing for space habitats: Requirements, challenges, and recent advances. *Aerospace*. https://doi.org/10.3390/aerospace10070653.

Herath, H., Epaarachchi, J., Islam, M., & Leng, J., 2019. Carbon fibre reinforced shape memory polymer composites for deployable space habitats. *Engineer: Journal of the Institution of Engineers, Sri Lanka*. https://doi.org/10.4038/ENGINEER.V52I1.7323.

Howe, A., Howard, R., Moore, N., & Amoroso, M., 2013. Designing for Virtual Windows in a Deep Space Habitat. https://doi.org/10.2514/6.2013-3529.

Jo, H., Song, C., & Miyazaki, Y., 2019. Physiological benefits of viewing nature: A Systematic review of indoor experiments. *International Journal of Environmental Research and Public Health*, 16. https://doi.org/10.3390/ijerph16234739.

Ke, Y., Chen, J., Lin, G., Wang, S., Zhou, Y., Yin, J., Lee, P.S., & Long, Y., 2019. Smart windows: Electro-, thermo-, mechano-, photochromics, and beyond. *Advanced Energy Materials*, 9 39, p. 1902066. https://doi.org/10.1002/aenm.201902066.

Ko, W., Schiavon, S., Zhang, H., Graham, L., Brager, G., Mauss, I., & Lin, Y., 2020. The impact of a view from a window on thermal comfort, emotion, and cognitive performance. *Building and Environment*. https://doi.org/10.1016/j.buildenv.2020.106779.

Lee, H., Cai, Y., Bi, S., Liang, Y., Song, Y., & Hu, X., 2017. A dual-responsive nanocomposite toward climate-adaptable solar modulation for energy-saving smart windows. *ACS Applied Materials & Interfaces*, 9 7, pp. 6054–6063. https://doi.org/10.1021/acsami.6b15065.

Li, Q., Zhong, F., He, W., & Deng, H., 2021. Single frontal projection 2D/3D switchable display based on integral imaging. *2021 IEEE*

International Conference on Imaging Systems and Techniques (IST), pp. 1–4. 10.1109/ist50367.2021.9651439.

Lindsey, N. J., 2022. NASA Physics of Failure (PoF) for Reliability (NASA/TP–20220009037). NASA Technical Reports Server. https://ntrs.nasa.gov/citations/20220009037.

Lockley, S., 2009. Circadian Rhythms: Influence of Light in Humans, pp. 971–988. 10.1016/B978-008045046-9.01619-3.

Lutomski, M., 2013. The Use of Quantitative Risk Assessment in the Operations Phase of Space Missions, pp. 805–828. 10.1016/B978-0-08-096921-3.00012-X.

Maida, J.C., 2014. Introduction to the Solid State Based Interior Lighting System for ISS. Human Factors and Behavior Based Safety Class, College Station, TX. NASA Johnson Space Center. Report Number: JSC-CN-35814. https://ntrs.nasa.gov/citations/20160005080.

Mangkuto, R., Aries, M., Loenen, E., & Hensen, J., 2014a. Simulation of virtual natural lighting solutions with a simplified view. *Lighting Research & Technology*, 46, pp. 198–218. https://doi.org/10.1177/1477153513476875.

Mangkuto, R., Wang, S., Meerbeek, B., Aries, M., & Loenen, V., 2014b. Lighting performance and electrical energy consumption of a virtual window prototype. *Applied Energy*, 135, pp. 261–273. https://doi.org/10.1016/J.APENERGY.2014.08.001.

Martinez, V., 2009. Architectural design for space tourism. *Acta Astronautica*, 64, pp. 382–390. https://doi.org/10.1016/J.ACTAASTRO.2008.07.014.

Massa, G.D., Dufour, N.F., Carver, J.A., Hummerick, M.E., Norton, C.N., & Wheeler, R.M., 2017. VEG-01: Veggie hardware validation testing on the International Space Station. *Open Agriculture*, 2 1, pp. 33–41. https://doi.org/10.1515/opag-2017-0003

Mathias, D., Mattenberger, C., & Go, S., 2016. Engineering Risk Assessment of a dynamic space propulsion system benchmark problem.

Reliab. Eng. Syst. Saf., 145, pp. 316–328. https://doi.org/10.1016/j.ress.2015.07.003.

Mickens, M.A., Skoog, E.J., Reese, L.E., Barnwell, P.L., Spencer, L.E., Massa, G.D., & Wheeler, R.M., 2018. A strategic approach for investigating light recipes for 'Outredgeous' red romaine lettuce using white and monochromatic LEDs. *Life Sciences in Space Research*, 19, pp. 53–62. Available at: https://doi.org/10.1016/j.lssr.2018.09.003.

Musso, G., Capra, R., Ricci, R., & Salatino, A., 2018. Human factors engineering activities for past, present and future manned space habitats. *Advances in Intelligent Systems and Computing*. https://doi.org/10.1007/978-3-319-93885-1_16.

NASA, 2017. *Strength Design and Verification Criteria for Glass, Ceramics, and Windows in Human Space Flight Applications*. NASA-STD-5018. Washington, DC: National Aeronautics and Space Administration.

NASA, 2023. NASA Spaceflight Human-System Standard, Volume 2: Human Factors, Habitability, and Environmental Health (NASA STD 3001 Vol. 2 Rev. D). Washington, DC: NASA. Section 9.8.2.4.

Nie, J., Cai, D., Ye, C., Chen, B. and Hua, Y., 2020. Investigation on entraining and enhancing human circadian rhythm in closed environments using daylight-like LED mixed lighting. *Science of The Total Environment*, 705, pp. 135784. https://doi.org/10.1016/j.scitotenv.2019.135784.

Nilchiani, R., & Hastings, D., 2007. Measuring the value of flexibility in space systems: A six-element framework: Regular papers. *Systems Engineering*, 10, pp. 26–44. https://doi.org/10.1002/SYS.V10:1.

Norman, T., Bradley-Popovich, G., Clovis, N., Cutlip, R., & Bryner, R., 2000. Aerobic exercise as a countermeasure for microgravity-induced bone loss and muscle atrophy in a rat hindlimb suspension model. *Aviation, Space, and Environmental Medicine*, 71 6, pp. 593–8.

Nunley, D., 2021. Small Steps, Giant Leaps, NASA APPEL Knowledge Services podcast. Available at: https://appel.nasa.gov/podcast/episode-

59-spacecraft-window-design/.

Pantoja, G., Mendívil, E., Flores, P., Suárez-Warden, F., & Hendrichs, N., 2015. Use of PDLC film for improving visualization of contents in holographic display under different illumination scenarios. *Procedia Computer Science*, 75, pp. 151–160. https://doi.org/10.1016/J.PROCS.2015.12.232.

Rockcastle, S., Danell, M., Calabrese, E., Sollom-Brotherton, G., Mahic, A., Wymelenberg, K., & Davis, R., 2021. Comparing perceptions of a dimmable LED lighting system between a real space and a virtual reality display. *Lighting Research & Technology*, 53, pp. 701–725. https://doi.org/10.1177/1477153521990039.

Rodriguez, B.R., 2013. Development of the International Space Station (ISS) fine water mist (FWM) portable fire extinguisher. In 43rd International Conference on Environmental Systems (p. 3413). 10.2514/6.2013-3413.

Scarpa, J., & Wu, C., 2021. The role for regional anesthesia in medical emergencies during deep space flight. *Regional Anesthesia & Pain Medicine*, 46, pp. 919–922. https://doi.org/10.1136/rapm-2021-102710.

Sen, S., Nielsen, T., Nielsen, E., Pryds, O., & Cortes, D., 2018. LED virtual windows are valuable in windowless consultation rooms. *Danish Medical Journal*, 65 9.

Simon, M., Whitmire, A., Otto, C., & Neubek, D., 2011. Factors impacting habitable volume requirements: Results from the 2011 Habitable Volume Workshop (No. S-1114).

Sipes, W., & Ark, S., 2005. Operational behavioral health and performance resources for international space station crews and families. *Aviation, Space, and Environmental Medicine*, 76 6 Suppl, pp. B36–B41.

Spirin, A., & Nikolaeva, O., 2020. Methodological approaches to emergency recovery onboard the International Space Station, pp. 48–59. 10.33950/spacetech-2308-7625-2020-1-48-59.

Tällberg, R., Jelle, B.P., Loonen, R., Gao, T., & Hamdy, M., 2019. Comparison of the energy saving potential of adaptive and controllable smart windows: A state-of-the-art review and simulation studies of thermochromic, photochromic and electrochromic technologies. *Solar Energy Materials and Solar Cells*, 200, p. 109828. https://doi.org/10.1016/j.solmat.2019.02.041.

Tobias, B., & McMillan, C., 2023. Evolution of Hardware and Philosophy of Emergency Response Actions on the International Space Station and Future Spacecrafts. In 17th International Conference on Space Operations (SpaceOps).

Tominari, T., Ichimaru, R., Taniguchi, K., Yumoto, A., Shirakawa, M., Matsumoto, C., Watanabe, K., Hirata, M., Itoh, Y., Shiba, D., Miyaura, C., & Inada, M., 2019. Hypergravity and microgravity exhibited reversal effects on the bone and muscle mass in mice. *Scientific Reports*, 9. https://doi.org/10.1038/s41598-019-42829-z.

Trivellin, N., Meneghini, M., Ferretti, M., Barbisan, D., Lago, M., Meneghesso, G., & Zanoni, E., 2015. Effects and exploitation of tunable white light for circadian rhythm and human-centric lighting. 2015 IEEE 1st International Forum on Research and Technologies for Society and Industry Leveraging a better tomorrow (RTSI), pp. 154–156. 10.1109/RTSI.2015.7325089.

Tsunetsugu, Y., Lee, J., Park, B., Tyrväinen, L., Kagawa, T., & Miyazaki, Y., 2013. Physiological and psychological effects of viewing urban forest landscapes assessed by multiple measurements. *Landscape and Urban Planning*, 113, pp. 90–93. https://doi.org/10.1016/J.LANDURBPLAN.2013.01.014.

Uhlig, T., Roshani, F., Amodio, C., Rovera, A., Zekusic, N., Helmholz, H., & Fairchild, M., 2016. ISS emergency scenarios and a virtual training simulator for flight controllers. *Acta Astronautica*, 128, pp. 513–520. https://doi.org/10.1016/J.ACTAASTRO.2016.08.001.

Vogler, A., & Jrgensen, J., 2005. Windows to the world, doors to space: The psychology of Space architecture. *Leonardo*, 38, pp. 390–399. https://doi.org/10.1162/leon.2005.38.5.390.

Wang, Y., Runnerstrom, E., & Milliron, D., 2016. Switchable materials for smart windows. *Annual Review of Chemical and Biomolecular Engineering*, 7, pp. 283–304. https://doi.org/10.1146/annurev-chembioeng-080615-034647.

Wollseiffen, P., Vogt, T., Abeln, V., Strüder, H., Askew, C., & Schneider, S., 2016. Neuro-cognitive performance is enhanced during short periods of microgravity. *Physiology & Behavior*, 155, pp. 9–16. https://doi.org/10.1016/j.physbeh.2015.11.036.

Wright, K., McHill, A., Birks, B., Griffin, B., Rusterholz, T., & Chinoy, E., 2013. Entrainment of the human circadian clock to the natural light-dark cycle. *Current Biology*, 23, pp. 1554–1558. https://doi.org/10.1016/j.cub.2013.06.039.

Yaden, D., Iwry, J., Slack, K., Eichstaedt, J., Zhao, Y., Vaillant, G., & Newberg, A., 2016. The overview effect: Awe and self-transcendent experience in space flight, 3, pp. 1–11. https://doi.org/10.1037/CNS0000086.

OceanofPDF.com

Chapter 12
Galley, Food Storage, and Preparation

Ensuring a reliable and safe food supply is paramount. The unique space environment requires innovative approaches to food preservation, preparation, and storage. Spacecraft galleys must be equipped to handle the peculiar challenges posed by microgravity, such as handling liquids and ensuring that foods do not disintegrate or float away. Additionally, food must be preserved in ways that retain its nutritional value, safety, and palatability over long periods. This chapter delves into the advanced food preservation techniques employed in space travel, the specialized equipment and methodologies for meal preparation in microgravity, and the solutions developed for storing food on missions that can last for months or even years. These components are crucial not only for the physical health of the crew but also for their psychological well-being, providing a semblance of normalcy and comfort far from home. Each section of this chapter explores a different aspect of how food is managed in space, highlighting the technology and strategies that make modern space exploration feasible.

12.1 FOOD PRESERVATION TECHNIQUES

Advanced methods employed to keep food safe and nutritious for extended periods in the challenging environment of space include advanced freezing and drying techniques, which leverage the absence of atmospheric pressure and moisture to preserve food, and radiation sterilization, which uses ionizing radiation to eliminate pathogens without altering the food's nutritional and sensory qualities. Understanding and implementing these techniques are crucial, as they directly impact the feasibility of sustaining life during interplanetary travel and habitation. Each technique not only aims to extend the shelf life of food but also ensures that it remains palatable and nutritionally adequate, which is essential for maintaining the physical health and psychological well-being of crew members far from Earth (Figure 12.1).

Figure 12.1 Lyophilization-2 Investigation on the ISS.

Source: NASA

12.1.1 Advanced Freezing and Drying Methods

Freezing Methods

Freeze-Drying (Lyophilization): Freeze-drying is a prominent method used in space food preparation due to its ability to remove moisture from food without compromising its structure, nutritional content, or flavor. The process involves freezing the food, then reducing the surrounding pressure and adding heat to allow the frozen water in the food to sublimate directly from the solid phase to the gas phase. This method is particularly effective for preserving a wide range of food items from fruits and vegetables to complex prepared dishes, making them lightweight and long-lasting without the need for refrigeration (Vodovotz & Bourland, 2000).

Impingement Freezing: Impingement freezing involves blasting cold air at high velocity over the food surface, which rapidly removes heat and reduces the formation of large ice crystals that can damage cellular structure and affect texture. This method is highly efficient and can significantly speed up the freezing process, making it suitable for preserving the quality of sensitive food items while ensuring they remain palatable and nutritious after thawing. The quick freezing time helps to better preserve the texture and integrity of food, which is essential for the acceptability of space food (James et al., 2015).

Electrostatic-Assisted Freezing: This innovative approach uses an electric field to control the way ice is formed during the freezing process. By influencing the behavior of water molecules, electrostatic-assisted freezing can enhance the freezing rate and reduce the size of ice crystals formed. This leads to better preservation of the food's original texture, flavor, and nutritional value. The process is particularly beneficial for high-water-content items, ensuring that they maintain their quality over time, which is crucial for long-duration space missions (Jha et al., 2018).

Pressure-Shift Freezing: Pressure-shift freezing is a novel technique that utilizes high pressure to initiate the freezing process. By applying pressure, water is supercooled below its normal freezing point without forming ice crystals. Once the pressure is rapidly released, ice forms almost instantaneously throughout the product. This method results in the formation of very small, uniform ice crystals, which cause less damage to the food's cellular structure. The smaller ice crystals help in maintaining the texture, color, and nutritional quality of the food better than traditional slow-freezing methods. This technique is particularly valuable for

preserving high-quality, texture-sensitive items like seafood and ready-to-eat meals that astronauts consume during missions (You et al., 2020).

Magnetic Resonance Freezing: Exploiting magnetic resonance technology, this freezing method improves the freezing process by evenly distributing the formation of ice crystals throughout the food item. Magnetic fields are used to align water molecules, which helps to control and stabilize the formation of ice during freezing. This controlled environment ensures that the freezing is uniform and minimizes the disruption of cellular structures within the food. Magnetic resonance freezing is effective in preserving the integrity and quality of complex food structures, making it an appealing option for space food systems where preservation of food quality over long periods is critical (Dalvi-Isfahan et al., 2017).

Cryogenic Freezing: Cryogenic freezing involves using extremely low temperatures, typically achieved by using liquid nitrogen or carbon dioxide. This method freezes food rapidly, reducing the size of ice crystals and thereby causing minimal damage to cellular structures. The rapidity of cryogenic freezing is beneficial for maintaining the texture, flavor, and nutritional value of foods. It is especially useful for preserving the quality of perishable products that astronauts might use in their diets, such as meats and vegetables. The efficiency and speed of cryogenic freezing make it suitable for application in space missions, where rapid and effective freezing can contribute to the optimization of storage and handling of food supplies (Lan & Farid, 2004).

Drying Methods

Microwave-Assisted Drying: Microwave-assisted drying utilizes microwave energy to rapidly remove moisture from food products. This method is advantageous in space due to its speed and efficiency, which help in preserving the color, texture, and nutritional quality of foods better than conventional drying methods. By using dielectric heating, microwave drying ensures even heat distribution, preventing the common pitfalls of surface hardening seen in traditional drying methods (Khodifad & Dhamsaniya, 2020).

Refractance Window Drying: A novel technique particularly suitable for delicate food items, refractance window drying involves using a thin film of

water as a medium to convey gentle heat under vacuum to food items placed on the surface. This method allows for the preservation of heat-sensitive nutrients and active ingredients, making it ideal for drying fruits and vegetables intended for space missions. The process is energy efficient and maintains a high level of nutrient retention, taste, and color (Moses et al., 2014).

Ultrasound-Assisted Drying: This technology employs ultrasonic waves to accelerate the drying process by inducing micro-vibrations within food materials. These vibrations help break down the cell structure, increasing the rate of moisture loss, which significantly speeds up the drying process while maintaining the structural integrity and nutritional quality of the food. Ultrasound-assisted drying is effective for high-moisture foods and can be integrated with other drying methods to enhance efficiency and quality (Pandiselvam et al., 2021).

High Electric Field Drying: High electric field drying, also known as electro-drying, applies an electric field to food materials during the drying process to enhance water removal. This method can significantly speed up drying times and improve the energy efficiency of the drying process. By applying an electric field, water molecules are mobilized more effectively, which facilitates faster moisture removal while preserving the food's original flavors, textures, and nutritional values. This technique is particularly advantageous for drying protein-rich foods and grains, where maintaining texture and nutritional integrity is critical (Hnin et al., 2018).

Pulsed Light Drying: Pulsed light drying utilizes short, intense bursts of broad-spectrum light, including ultraviolet, visible, and infrared light, to rapidly remove moisture from food products. This method is effective in deactivating microorganisms and enzymes that can cause spoilage, thus extending the shelf life of dried foods. The pulsed light technique is nonthermal, meaning it does not significantly increase the temperature of the food, which helps preserve heat-sensitive nutrients and prevents the degradation of flavor compounds. It's particularly suitable for drying herbs, spices, and other seasonings used in space diets (Fathi et al., 2022).

Freeze-Drying with Electromagnetic Radiation: Combining freeze-drying with electromagnetic radiation, such as microwave or infrared, enhances the sublimation process by providing additional energy to remove

water more effectively. This hybrid approach reduces drying times, improves energy efficiency, and maintains the structural integrity of the food. The electromagnetic radiation helps in distributing heat evenly during the sublimation phase, preventing the formation of large ice crystals, and ensuring a more consistent texture and quality across different types of food items, from meats to vegetables and fruits (Bhatta et al., 2020).

12.1.2 Radiation for Food Sterilization

Radiation sterilization is a vital method for food preservation in space, using ionizing radiation to ensure food safety and extend shelf life without the need for chemical preservatives. This technique involves exposing food to controlled doses of radiation, such as gamma rays, electron beams, or X-rays, that effectively eliminates pathogens and spoilage organisms while maintaining the food's nutritional and sensory qualities.

Ionizing radiation is a pivotal technology for food sterilization in space environments, utilizing high-energy particles or waves to ensure food safety without thermal processing. This method offers multiple benefits, including the preservation of nutritional quality and taste while extending the shelf life of various food items. Ionizing radiation works by disrupting the DNA and cellular structures of microorganisms, effectively inactivating bacteria, viruses, and fungi. This makes it an invaluable method for sterilizing food, as it can achieve high levels of food safety without the need for chemical preservatives or refrigeration. The process involves exposing food to controlled doses of gamma rays, electron beams, or X-rays, which penetrate the food packaging and eliminate contaminants. The use of ionizing radiation is especially critical for foods that are sensitive to thermal processing or where nutritional degradation needs to be minimized (Munir & Federighi, 2020). In space food preparation is diverse, ranging from enhancing the safety of perishable items to extending the shelf life of prepared meals. It allows for the storage of food at ambient temperatures, reducing the dependency on refrigeration, which is a critical advantage in the limited confines of a spacecraft. Furthermore, ionizing radiation is used to ensure the safety of meals ready to eat (MREs), a common food form for astronauts during missions. The process is efficient, capable of treating large batches of food quickly, which is essential for pre-mission preparation (Munir & Federighi, 2020).

Gamma irradiation is one of the most common forms of ionizing radiation used for food sterilization. It utilizes gamma rays from isotopes like Cobalt-60 to treat a variety of food products. Its deep penetration capabilities make it ideal for treating bulk food items, ensuring uniform sterilization throughout large quantities and large containers, and eliminating “cold spots” where microorganisms might survive. This method is particularly effective for sterilizing dry goods such as grains and spices, which are staple ingredients in astronaut meals (Munir & Federighi, 2020). Unlike thermal sterilization methods that can degrade the nutritional and sensory qualities of food, gamma irradiation preserves the overall quality of food. It does not significantly raise the temperature of the food, thus retaining its texture, flavor, and nutritional value. This aspect is particularly important in space, where maintaining the morale and health of astronauts through enjoyable and nutritious meals is a priority. The process has been proven to effectively sterilize ready-to-eat foods like Kimchi, ensuring safety without compromising taste or nutritional content (Song et al., 2009).

The application of gamma radiation is regulated and controlled to ensure safety without inducing radioactivity in the food. Extensive research and testing have demonstrated that foods treated with gamma radiation are safe for consumption and do not become radioactive. This safety feature is crucial, as it directly affects the health of astronauts relying on these food supplies during their missions. The efficacy of gamma radiation in achieving sterility at doses that do not compromise the food's quality makes it an ideal choice for space food systems (Song et al., 2009). While gamma rays are highly effective, the infrastructure required to house and manage the radioactive materials makes it less flexible than electron beam systems as handling and storing radioactive isotopes, necessitates stringent safety protocols and long-term planning for source disposal and replacement.

Electron beams share many similarities to the more commonly used solution, gamma rays. Electron beams offer rapid sterilization through the application of high-energy electrons. This method is particularly valuable for its speed and precision, allowing for the treatment of food items quickly and efficiently, which is crucial during the busy preparation phases of space missions. The electrons penetrate food packages effectively but have a shallower penetration depth compared to gamma rays. This makes electron beams ideal for surface sterilization or for less dense products. Research has

shown that electron beams are effective in reducing microbial loads in beef fajitas, a common meal component for astronauts, without compromising the food's sensory and quality characteristics. This application underscores the role of electron beams in enhancing food safety and extending shelf life (Bhatia et al., 2018). Additionally, electron beam equipment can be switched on and off, which enhances safety and reduces energy consumption when not in use.

X-ray sterilization is another method employed in space food processing, utilizing high-energy X-rays to ensure microbial safety without requiring high temperatures. Like gamma rays, X-rays provide deep penetration and effective sterilization but with some distinctive advantages and considerations. Generated by converting high-energy electrons in an X-ray tube, it offers a unique balance between the deep penetration of gamma rays and the precision of electron beams. This makes X-rays particularly effective for food items with varying densities and packaging types, ensuring uniform exposure and treatment across different materials.

The process of X-ray irradiation involves directing a stream of high-energy X-rays at food products, which penetrates the packaging and effectively kills pathogens and spoilage organisms. This method is highly valued for its ability to treat large volumes of food quickly and uniformly, which is critical in preparing supplies for space missions where time and resource efficiency are paramount. Unlike gamma irradiation, X-ray sterilization does not require radioactive isotopes, which reduces the logistical and safety challenges associated with handling and storage of radioactive materials. And similar to electron beams, the ability to switch on and off X-ray sources also offers enhanced safety and control during the sterilization process, making it more adaptable to different operational settings.

Furthermore, X-ray sterilization preserves the sensory and nutritional quality of food by minimizing thermal degradation. The nonthermal nature of X-ray irradiation ensures that vitamins, flavors, and textures remain intact, providing astronauts with meals that are not only safe but also enjoyable and nutritionally beneficial. The flexibility and effectiveness of X-ray sterilization have been demonstrated in various studies, including its application to sterilize milk, fish preserves, and Wheat flour, where it has been shown to effectively reduce microbial content without compromising the food's quality. Increased starch digestibility in wheat flour, for instance,

indicates the potential nutritional advantages of X-ray processing, enhancing the bioavailability of nutrients essential for astronauts during long-duration missions (Abbas & Basheer, 2022).

Each method maintains the sensory and nutritional quality of food, as they do not involve high heat, which can degrade taste, texture, and nutritional content. However, the choice between them often depends on the specific requirements of the space mission, such as the types of food being sterilized, the desired shelf life, and the logistical capabilities of the spacecraft and the type of mission.

12.2 MEAL PREPARATION IN MICROGRAVITY

The absence of gravity affects both the cooking process and the behavior of liquids and solids, making traditional cooking methods impractical. In microgravity, fluids form spheres and solids can float away, complicating typical tasks such as mixing ingredients or boiling water. Consequently, space missions have spurred the development of specialized cooking technologies and systems that accommodate these constraints. These technologies are designed not only to handle the peculiarities of microgravity but also to efficiently use limited resources, such as energy and water while ensuring food safety and nutritional adequacy. Additionally, these systems must consider waste management, as disposing of waste in space requires careful planning to avoid contamination and conserve resources. This subchapter explores the advanced cooking technologies tailored for space environments, which include adaptations for food heating, preparation, and storage, as well as the strategic approaches to packaging and waste management crucial for sustaining crew health on long-duration missions. These innovations help enhance the quality of life aboard spacecraft by providing a variety of palatable and healthful food options.

12.2.1 Cooking Technologies for Space

Technologies for habitats can be incorporated into the architectural design, fitting into modularly designed systems without taking up meal preparation

table spaces. A space habitat will likely have a modular cabinet design and should be designed in such a way that it can facilitate a range of technologies including some kitchen compliances used for cooking, heating, and freezing.

Microwave and convection ovens are commonly used aboard spacecraft due to their efficiency and adaptability to microgravity, energy conservation, and safety. However These appliances must meet the unique requirements of preparing food in an environment where traditional cooking methods are impractical. They're prized for their ability to quickly heat food by exciting water molecules, causing them to vibrate and produce heat through friction. This method is particularly efficient in space, where saving time and energy is crucial. It also helps preserve the food's moisture content, which is beneficial in the dry environment of a spacecraft. The modern microwave ovens used in space are specifically designed to operate safely under microgravity conditions, ensuring they remain securely fixed in place and function reliably without the influence of Earth's gravity.

Convection ovens complement microwave ovens by circulating hot air around the food, which helps achieve a more even cooking result. This is particularly useful for baking and roasting, where external crispiness and internal cooking are both desired. The integration of convection features allows astronauts to enjoy a wider variety of textures in their meals, making space food more appealing and similar to what they would expect on Earth. Advancements in these technologies have focused on combining the benefits of microwave and convection cooking to enhance the culinary experience in space. For example, recent developments in microwave-assisted thermal sterilization (MATS) technology leverage the speed of microwave heating combined with the thoroughness of thermal processes to sterilize food effectively. MATS technology can quickly raise the temperature of food to sterilization levels and then cool it down rapidly, ensuring that pathogens are destroyed while the food's nutritional and sensory qualities are preserved. This method is particularly beneficial in space, where the efficiency of food preparation processes is crucial due to limited energy resources. The ability to quickly and safely prepare food conserves essential resources and enhances crew health and morale during missions. The integration of a computer simulation model for MATS has enhanced the understanding and optimization of this technology. By

analyzing the electromagnetic field distribution and heating patterns in food, researchers can adjust parameters to achieve more uniform heating, reducing the occurrence of hot and cold spots. This is vital for ensuring that all parts of the food are adequately processed, thus avoiding undercooked areas that could harbor harmful microbes. The simulation models also assist in the design of MATS systems to be more energy-efficient and effective in a spacecraft setting, where every watt of power and cubic inch of space counts (Resurreccion et al., 2013).

Another innovative solution adapted for microgravity is ohmic heating, where electric current is passed through the food, heating it due to its own electrical resistance. This method is highly efficient and can be precisely controlled, allowing for uniform heating throughout the food mass, which is often a challenge with other heating methods in microgravity. Ohmic heating systems can be designed to accommodate different types of food and packaging, making them versatile for space missions. The precision and adaptability of ohmic heating help maintain the quality and safety of meals, supporting astronaut health on extended missions (Maloney & Harrison, 2016). Ohmic heating's ability to provide consistent and uniform heating helps in preparing a wide range of foods, from dense meat cuts to delicate vegetables, without the risk of uneven cooking. This is particularly beneficial aboard spacecraft, where each meal's nutritional and safety aspects are paramount. The technology is well-suited for efficiently processing various food types with minimal energy consumption, which aligns with the resource constraints typical in space missions.

The safety features of ohmic heating are also significant. Since the heating is internal and does not rely on external heat sources, the risk of burns or fires is minimized—a crucial consideration in the confined and oxygen-rich environment of a spacecraft. Moreover, ohmic heating can be precisely controlled, allowing astronauts to adjust the cooking parameters to suit different foods or recipes, enhancing the flexibility of meal preparation in space. Research into the application of ohmic heating for space food preparation highlights its potential not only for cooking but also for food sterilization and preservation. This dual functionality makes ohmic heating a versatile tool in the spacecraft galley, aiding in the effective management of food resources during long-duration missions. The system's design can

be adapted to work with the spacecraft's existing electrical infrastructure, ensuring integration without significant modifications.

Infrared heaters are also used in space food systems to provide rapid surface browning, which is something that traditional microwave ovens cannot achieve. Infrared heating can add desirable textures and flavors to space foods, enhancing the eating experience for astronauts. The technology uses light energy to heat the surface of the food, which is perfect for finishing baked goods or reheating precooked meals to add a crispy outer layer. The inclusion of infrared heating complements other methods by enhancing the sensory aspects of space food, making meals more enjoyable and varied. Infrared technology is also used for food safety, effectively reducing microbial loads on food surfaces through rapid surface temperature increases. This sterilization aspect is essential for ensuring the health and safety of astronauts by preventing foodborne illnesses in a closed environment (Aboud et al., 2019).

12.2.2 Packaging and Waste Management

Effective packaging and waste management are indispensable elements in space exploration. In a habitat, the ability to minimize the weight and volume of packaging while effectively managing waste is very important. This necessity arises not just from logistical considerations concerning the launch and storage in a habitat but also due to the critical need for maintaining a sustainable and habitable environment over long durations. The design and implementation of advanced packaging materials and sophisticated waste management systems play a crucial role in achieving these goals, ensuring that the crew has safe, nutritious food without the burden of excessive waste. Advanced packaging solutions are designed to address challenges such as extreme temperature fluctuations, radiation, and the absence of gravity.

Multilayer films, due to their enhanced barrier properties, protect against oxygen, moisture, and other environmental elements detrimental to food quality that are necessary for food safety and longevity. The construction of these films involves multiple layers, each selected for its unique properties to optimize the overall functionality of the packaging. Multilayer films are constructed from several layers of different materials, each selected for its specific properties such as barrier effectiveness, mechanical strength, and

thermal resistance. The layers work together to protect food from external contaminants, prevent gas exchange, and minimize the transmission of light and moisture. Materials commonly used in these layers include ethylene vinyl alcohol (EVOH) and polypropylene, each known for its barrier and structural properties. This multilayer approach significantly enhances the shelf life of food products in space by maintaining their quality and nutritional value over extended periods. Innovations in film technology continue to improve the functionality and efficiency of these packaging materials, making them indispensable for current and future space missions (Struller et al., 2019).

Environmental considerations are also integral to the design of multilayer films, with ongoing research focusing on the sustainability aspects of packaging. The development of biodegradable multilayer films is particularly promising, aiming to reduce the environmental impact of space missions by using materials that can degrade into nontoxic components after their useful life. This focus on sustainability reflects the broader goal of ensuring that space exploration is environmentally responsible and efficient (Jeevahan & Chandrasekaran, 2019). Recent advancements in multilayer film technology have incorporated nanotechnology to improve barrier properties further. Nanoparticles such as nanoclays or nano-silica are embedded within the film matrix to create a tortuous path for gas molecules, dramatically reducing permeability. This nanocomposite approach enhances the protective qualities of the packaging, ensuring the longevity and safety of food in space. These innovations are critical as they extend the shelf life of food products, allowing for longer missions and reducing the frequency of resupply missions (Anukiruthika et al., 2020).

Vacuum-sealed pouches complement the use of multilayer films by reducing the volume of the package and significantly slowing down the oxidation and microbial growth processes through the removal of air before sealing. The vacuum environment helps preserve the food's texture, flavor, and nutritional content. The development and optimization of vacuum-sealed pouches focus on creating robust seals and using materials that can withstand the pressures of space travel without compromising their integrity (Lee & Hsu, 2019). The structural design of these pouches typically incorporates advanced multilayer films. The specific arrangement and materials used are tailored to the requirements of space conditions, ensuring

the food remains safe from external contamination (Somavat et al., 2012) (Figure 12.2).

Furthermore, the development of vacuum-sealed pouches continues to evolve with improvements aimed at increasing their functionality and sustainability. Innovations include integrating properties that allow for easier opening and resealing, and enhancing usability for astronauts in a zero-gravity environment. Research is also being conducted on incorporating biodegradable materials into these pouches to address waste management challenges on long-duration missions, aiming to create a more sustainable approach to space exploration.

Closed-loop waste management systems are increasingly vital in modern space missions, aiming to create a sustainable environment by recycling and reusing materials within the spacecraft. These systems are designed to conserve essential resources and minimize waste. Advances in closed-loop systems include the integration of bioreactors and advanced filtration technologies that process waste into water and breathable air. These systems are designed to handle organic and inorganic wastes, converting them through biological and chemical processes into usable resources. The efficiency of these systems is critical, as they must operate continuously and reliably under the stringent conditions of space travel. Innovations in microbial processing and membrane technology are enhancing the efficiency and reliability of these systems, ensuring they meet the needs of crew members during extended missions (Jin et al., 2021).

Figure 12.2 Vacuum Sealed Food Pouch.

Source: NASA

Additionally, closed-loop waste management systems are closely tied to life support systems on spacecraft, as they provide critical inputs such as purified water and regenerated air. These systems utilize waste materials as feedstocks for producing essential resources, thereby reducing the spacecraft's dependence on Earth-based supplies. The development of more advanced systems aims to increase the rate of resource recovery, improving the overall efficiency of life support systems and supporting more sustainable space exploration (Kabashkin & Glukhikh, 2023).

12.3 STORAGE SOLUTIONS FOR LONG-DURATION MISSIONS

Effective storage solutions are key, not only to ensure the safety and nutritional integrity of the food over periods potentially spanning several years but also to optimize the limited space available on spacecraft. These systems must be capable of withstanding microgravity, radiation, and fluctuating temperatures while minimizing waste and resource use. The development of such storage solutions involves interdisciplinary research, combining insights from food science, materials engineering, and space technology to create systems that can efficiently manage food supplies in the harsh environment of space. This includes innovations in packaging that extend shelf life, maintain food quality, and prevent contamination, as well as advanced inventory systems that help manage food rotation and reduce waste. Moreover, the systems must be adaptable to different mission profiles, accommodating the varied lengths and distances of space travel.

12.3.1 Innovative Foods Storage Systems

Advanced food storage technologies ensure safety, extend the shelf life, and maintain the nutritional quality of food supplies. One of the major advancements in this field is the development of high-barrier packaging materials. The effectiveness of high-barrier packaging includes preventing the degradation of food nutrients and blocking external contaminants, thereby ensuring that stored food remains safe and nutritious over extended

periods. It often includes layers of different polymers and sometimes metals like aluminum, which together create a formidable barrier against gas and vapor transmission. By effectively blocking out oxygen and moisture, these materials help to prevent the oxidative rancidity and microbial growth that can spoil food. Furthermore, the packaging is engineered to withstand the unique conditions of space; microgravity, extreme temperatures, and cosmic radiation. NASA's Advanced Food Technology project has been pivotal in pushing the boundaries of packaging technology to create solutions that can maintain food safety and palatability for up to five years. The longevity of this packaging is tested under simulated space conditions to ensure that it can hold up over the duration of long-term missions (Cooper et al., 2011).

Additionally, smart packaging systems are integrated with the habitat's food supply management systems, enhancing the tracking and management of food resources from storage to consumption. This integration optimizes food use, minimizes waste, and supports sustainability initiatives by ensuring that food items are utilized before spoiling and providing data to improve future packaging and storage solutions. The information collected also aids in adjusting the food supply based on crew consumption patterns and preferences, supporting more efficient mission planning (Biji et al., 2015). And research into incorporating nanotechnology into smart packaging is pushing these systems even further. These smart systems for food storage are further revolutionizing how food is preserved in space. Utilizing sensors and indicators, this technology allows real-time data collection that is vital to help monitor food and identify issues. For example, sensors can alert if a food package has been exposed to potentially spoiling conditions, enabling astronauts to consume only those items that maintain safety. This capability significantly reduces the risk of foodborne illnesses while efficiently managing inventory (Korostynska, 2021).

Nanosensors embedded within the packaging can detect micro-level changes in food quality, such as pH levels and microbial growth, offering precise monitoring. Real-time monitoring and feedback provided by nanosensors help manage the storage environment to prevent spoilage and extend the shelf life of food similarly to commonly used sensor technology but can provide more advanced data. For example, these sensors can monitor temperature fluctuations, humidity levels, and the presence of gases like ethylene, which is produced as food ripens (Toydemir et al., 2020).

Beyond merely monitoring, nanosensors can enhance food safety by actively detecting contaminants such as bacteria and toxins. These sensors are designed to react to the specific chemistry of targeted foodborne pathogens, providing alerts—such as changes in color or electrical signals—when potential threats are detected. This prompt detection allows for immediate actions to isolate or dispose of contaminated food (Li & Sheng, 2014). So, the integration of nanosensors into food packaging aligns with sustainability goals by effectively reducing waste. By accurately tracking food quality and safety, these sensors ensure that only genuinely spoiled food is discarded, conserving resources while providing valuable data for further development of these technologies.

REFERENCES

Abbas, B., & Basheer, N., 2022. The effect of X-ray on food. *NeuroQuantology*. https://doi.org/10.14704/nq.2022.20.2.nq22079.

Aboud, S., Altemimi, A., Al-HiIphy, A., Lee, Y., & Cacciola, F., 2019. A comprehensive review on infrared heating applications in food processing. *Molecules*, 24. https://doi.org/10.3390/molecules24224125.

Anukiruthika, T., Sethupathy, P., Wilson, A., Kashampur, K., Moses, J., & Anandharamakrishnan, C., 2020. Multilayer packaging: Advances in preparation techniques and emerging food applications. *Comprehensive Reviews in Food Science and Food Safety*, 19 3, pp. 1156–1186. https://doi.org/10.1111/1541-4337.12556.

Bhatia, S., Wall, K., Kerth, C., & Pillai, S., 2018. Benchmarking the minimum electron beam (eBeam) dose required for the sterilization of space foods. *Radiation Physics and Chemistry*, 143, pp. 72–78. https://doi.org/10.1016/J.RADPHYSCHEM.2017.08.007.

Bhatta, S., Janežić, T., & Ratti, C., 2020. Freeze-drying of plant-based foods. *Foods*, 9. https://doi.org/10.3390/foods9010087.

Biji, K., Ravishankar, C., Mohan, C., & Gopal, T., 2015. Smart packaging systems for food applications: A review. *Journal of Food Science and*

Technology, 52, pp. 6125–6135. https://doi.org/10.1007/s13197-015-1766-7.

Cooper, M., Douglas, G., & Perchonok, M., 2011. Developing the NASA food system for long-duration missions. *Journal of Food Science*, 76, 2, pp. R40–R48. https://doi.org/10.1111/j.1750-3841.2010.01982.x.

Dalvi-Isfahan, M., Hamdami, N., Xanthakis, E., & Le-Bail, A., 2017. Review on the control of ice nucleation by ultrasound waves, electric and magnetic fields. *Journal of Food Engineering*, 195, pp. 222–234. https://doi.org/10.1016/j.jfoodeng.2016.10.001

Fathi, F., Ebrahimi, S., Matos, L., Oliveira, M., & Alves, R., 2022. Emerging drying techniques for food safety and quality: A review. *Comprehensive Reviews in Food Science and Food Safety*. https://doi.org/10.1111/1541-4337.12898.

Hnin, K., Zhang, M., Mujumdar, A., & Zhu, Y., 2018. Emerging food drying technologies with energy-saving characteristics: A review. *Drying Technology*, 37, pp. 1465–1480. https://doi.org/10.1080/07373937.2018.1510417.

James, C., Purnell, G., & James, S., 2015. A review of novel and innovative food freezing technologies. *Food and Bioprocess Technology*, 8, pp. 1616–1634. https://doi.org/10.1007/s11947-015-1542-8.

Jeevahan, J., & Chandrasekaran, M., 2019. Nanoedible films for food packaging: A review. *Journal of Materials Science*, pp. 1–29. https://doi.org/10.1007/s10853-019-03742-y.

Jha, P., Xanthakis, E., Jury, V., Havet, M., & Le-Bail, A., 2018. Advances of electro-freezing in food processing. *Current Opinion in Food Science*. https://doi.org/10.1016/J.COFS.2018.06.007.

Jin, X., Ai, W., Li, C., Zhang, L., Yu, Q., Tang, Y., & Dong, W., 2021. Operation overview of a biological waste treatment system during the 4-crew 180-day integrated experiment in the controlled ecological life support system (CELSS). *Life Sciences in Space Research*, 29, pp. 15–21. https://doi.org/10.1016/j.lssr.2021.02.004.

Kabashkin, I., & Glukhikh, S., 2023. Closed biotechnological cycles for transport life support systems in deep space exploration. E3S Web of Conferences. https://doi.org/10.1051/e3sconf/202338905028.

Khodifad, B., & Dhamsaniya, N., 2020. Drying of food materials by microwave energy – A review. *International Journal of Current Microbiology and Applied Sciences*, 9, pp. 1950–1973. https://doi.org/10.20546/ijcmas.2020.905.223.

Korostynska, O., 2021. Sensors for smart packaging in healthcare and food industry. 2021 IEEE Sensors, pp. 1–1. https://doi.org/10.1109/sensors47087.2021.9639598.

Lan, S., & Farid, M., 2004. Experimental analysis of cryogenic freezing of food. *Journal of Chemical Engineering of Japan*, 37, pp. 304–309. https://doi.org/10.1252/JCEJ.37.304.

Lee, C., & Hsu, Y., 2019. Vacuum pouch microfluidic system and its application for thin-film micromixers. *Lab on a Chip*. https://doi.org/10.1039/c8lc01286e.

Li, Z., & Sheng, C., 2014. Nanosensors for food safety. *Journal of Nanoscience and Nanotechnology*, 14, 1, pp. 905–12. https://doi.org/10.1166/JNN.2014.8743.

Maloney, N., & Harrison, M., 2016. *Advanced Heating Technologies for Food Processing*, pp. 203–256. https://doi.org/10.1016/B978-1-78242-447-5.00008-3.

Moses, J., Norton, T., Alagusundaram, K., & Tiwari, B., 2014. Novel drying techniques for the food industry. *Food Engineering Reviews*, 6, pp. 43–55. https://doi.org/10.1007/s12393-014-9078-7.

Munir, M., & Federighi, M., 2020. Control of foodborne biological hazards by ionizing radiations. *Foods*, 9. https://doi.org/10.3390/foods9070878.

Pandiselvam, R., Tak, Y., Olum, E., Sujayasree, O., Tekgül, Y., Koç, G., Kaur, M., Nayi, P., Kothakota, A., & Kumar, M., 2021. Advanced osmotic dehydration techniques combined with emerging drying methods for sustainable food production: Impact on bioactive

components, texture, colour and sensory properties of food. *Journal of Texture Studies*. https://doi.org/10.1111/jtxs.12643.

Resurreccion, F., Tang, J., Pedrow, P., Cavalieri, R., Liu, F., & Tang, Z., 2013. Development of a computer simulation model for processing food in a microwave assisted thermal sterilization (MATS) system. *Journal of Food Engineering*, 118, pp. 406–416. https://doi.org/10.1016/J.JFOODENG.2013.04.021.

Somavat, R., Kamonpatana, P., Mohamed, H. M. H., & Sastry, S. K., 2012. Ohmic sterilization inside a multi-layered laminate pouch for long-duration space missions. *Journal of Food Engineering*, 112, 3, pp. 134–143.https://doi.org/10.1016/j.jfoodeng.2012.03.019

Song, B., Park, J., Park, J., Han, I., Choi, J., Kim, J., Byun, M., Kang, S., Choi, G., & Lee, J., 2009. High-dose processing and application to Korean space foods. *Radiation Physics and Chemistry*, 78, pp. 671–674. https://doi.org/10.1016/J.RADPHYSCHEM.2009.03.073.

Struller, C., Kelly, P., & Copeland, N., 2019. Conversion of aluminium oxide coated films for food packaging applications—From a single layer material to a complete pouch. *Food Packaging and Shelf Life*. https://doi.org/10.1016/J.FPSL.2019.100309.

Toydemir, G., Çekiç, S., Ozkan, G., Uzunboy, S., Avan, A., Çapanoğlu, E., & Apak, R., 2020. *Nanosensors for Foods*, pp. 327–375. https://doi.org/10.1007/978-3-030-44552-2_12.

Vodovotz, Y., & Bourland, C., 2000. Preservation Methods Utilized for Space Food, pp. 1023–1036. https://doi.org/10.1201/9781420010169-77.

You, Y., Kang, T., & Jun, S., 2020. Control of ice nucleation for subzero food preservation. *Food Engineering Reviews*, 13, pp. 15–35. https://doi.org/10.1007/s12393-020-09211-6.

OceanofPDF.com

Chapter 13
Mobility Architecture

Mobility architecture in space habitats is pivotal for advancing exploration, adaptability, and operational efficiency on extraterrestrial surfaces. These solutions encompass a broad range of systems, from integrated mobile habitats to specialized exploration vehicles, each designed to address the unique challenges of navigating diverse planetary terrains like those of the Moon and Mars. By enabling astronauts to traverse vast areas safely and efficiently, mobility systems significantly expand the scope of scientific research, resource utilization, and mission flexibility.

The integration of mobility within habitat design introduces innovative concepts like modular mobile bases, autonomous platforms, and robotic systems. These architectures combine structural adaptability with functional versatility, enabling habitats to move autonomously, dock with other units, or transform to meet evolving mission needs. For example, mobile habitats integrate living quarters with mobility platforms, reducing the need for separate exploration vehicles, and minimizing the risks and complexities associated with transitions between static habitats and external systems.

Alternatively, traditional approaches rely on static bases paired with specialized extravehicular activity (EVA) vehicles. These vehicles, equipped with advanced life support and navigation systems, allow astronauts to explore areas far from the main habitat while keeping their living quarters secure. Such separation provides mission planners with greater flexibility but demands careful coordination to manage the risks of exposure and logistical challenges.

Surface mobility systems, including pressurized rovers and modular platforms, play an essential role in extending exploration capabilities. From enabling long-range scientific missions to supporting the construction and expansion of infrastructure, these systems adapt to varied terrain and operational demands. By integrating state-of-the-art docking mechanisms, foldable designs for efficient transport, and autonomous features for

independent deployment, mobility architecture ensures the seamless connection between habitats and exploratory operations.

As space exploration progresses, developing advanced mobility systems continues to redefine how habitats and exploration platforms operate in extraterrestrial environments. By combining safety, efficiency, and adaptability, mobility architecture serves as a cornerstone for enabling sustainable human presence and exploration on other planetary surfaces.

13.1 MOBILITY SOLUTIONS

Mobility solutions for space habitats are designed to enhance the functionality and reach of habitats in extraterrestrial environments, particularly on surfaces like the Moon or Mars. These mobility systems are varied and include options like modular mobile bases, specialized vehicles, and robotics that cater to the unique challenges of space terrain. One notable concept is the “Mobitat,” discussed by Howe & Howe (2005), which is a mobile modular habitat based on the “Habot” concept, designed for autonomous landing and subsequent movement on planetary surfaces. The Mobitat combines a descent engine, a maneuverable robotic mobility platform, and detachable modules including habitat pressure vessels. This system can land, traverse difficult landscapes autonomously, and dock with other modules to form a larger base. The mobility platform not only supports the habitat but can also be adapted for other uses such as exploration and construction, employing plug-in tools and robotic implements. This approach greatly enhances the versatility of surface habitats and allows for the expansion or relocation of bases as mission parameters evolve.

The concept of mobile habitats, like the Mobitat, offers a distinct advantage in space exploration missions by integrating the living quarters directly with a mobility platform. This integration allows astronauts to inhabit and pilot the vehicle across the surface of another planet or moon, effectively making the habitat itself a large, maneuverable vehicle. This direct integration simplifies operations as it reduces the need for astronauts to transfer between a static habitat and a separate EVA vehicle, thus minimizing the risks associated with spacewalks and transitions through airlocks, which are

often time-consuming and expose astronauts to the harsh space environment.

In contrast, a more traditional approach involves static habitats that serve as fixed bases where astronauts live and work, while separate EVA vehicles are used for exploration away from the base. This setup requires using space suits for transfers between the habitat and the EVA vehicle, increasing the complexity and risk of operations. EVA vehicles, being independent from the habitat, can be designed specifically for mobility and equipped with advanced navigation and life support systems optimized for long-range exploration. This separation can offer more flexibility in mission planning and allows for the exploration of areas far from the main habitat without risking the primary living quarters.

Both approaches have their merits and challenges. Mobile habitats reduce operational complexity and enhance safety by keeping the living and exploration spaces integrated, but they may be limited in range and capabilities compared to specialized EVA vehicles. On the other hand, using separate EVA vehicles provides the flexibility to conduct more extensive and riskier explorations, but with increased operational demands and potential exposure to hazardous environments. The choice between these two approaches depends largely on mission goals, the expected terrain, the duration of surface operations, and the balance between mobility needs and safety considerations.

13.1.1 Surface Mobility Systems

Surface mobility systems play a critical role in extending the capabilities of astronauts during space missions, enabling broader exploration beyond the immediate vicinity of the main habitat. These vehicles vary widely in design and function, catering to different mission requirements and environments. For example, the Lunar Roving Vehicle (LRV) used during the Apollo missions was a non-pressurized, open vehicle designed specifically for lunar surface navigation and sample collection. In contrast, more recent developments like the Lunar Electric Rover (LER) are pressurized, allowing astronauts to wear simpler suits inside them and providing a safe haven during emergencies far from the main habitat. EVA vehicles are generally designed to dock or connect directly with the habitat via a pressurized interface, allowing astronauts to transfer between them

without exposure to the external environment. This setup is crucial for minimizing the risks associated with space exposure and simplifying the process of suiting up and down, which can be time-consuming and physically taxing. The connection interface typically includes a docking port that aligns and seals with a corresponding port on the habitat, creating a continuous, airtight environment.

Regarding transportation, EVA vehicles may be transported to the mission site separately from the habitat. They can be sent ahead in unmanned missions or brought along during manned missions, depending on the mission architecture and launch vehicle capabilities. Once on the surface, they can be deployed from the landing module or habitat using ramps or cranes, depending on their size and weight. The design of these vehicles often includes foldable or inflatable sections to maximize space efficiency during transport. The strategic deployment of EVA vehicles enhances mission flexibility, allowing multiple excursions and the ability to conduct scientific research and exploration over larger areas.

13.1.1.1 Chassis and Structure

A chassis is the foundational frame of a vehicle, providing structural support and integrating various components. In surface mobility vehicles designed for Lunar or Martian terrains, the chassis must be exceptionally durable and adaptable to navigate rough, steep, and loose surfaces. Components such as wheels, suspension systems, and payload modules are typically attached to the chassis. Two main types of chassis are used in such vehicles: tube frame chassis and plate frame chassis. Tube frame chassis, which use a network of tubes to form a strong yet lightweight structure, are favored for their flexibility and ease of modification. Plate frame chassis, constructed from flat plates joined together, offer superior rigidity and protection for internal components. For instance, Mars rovers like Curiosity and Perseverance utilize a robust plate frame chassis to withstand harsh Martian conditions and protect sensitive scientific instruments (Michaud et al., 2008). On the other hand, the ATHLETE rover, developed for lunar missions, employs a more versatile tube frame design that allows it to adapt to various tasks and terrains by using multi-degree-of-freedom limbs for enhanced mobility (Wilcox, 2008). Each chassis type serves distinct

purposes, tailored to the specific demands of different planetary exploration missions.

The chassis of the Mars Curiosity and Perseverance rovers is constructed primarily from titanium and aluminum materials, chosen for their strength-to-weight ratios. The aluminum is used in the form of a plate frame chassis, offering several advantages over a tube frame chassis. A plate frame protects the rover's scientific instruments and electronics. This type of chassis also allows for a more compact and integrated design, crucial for fitting within the constraints of the launch vehicle and surviving the impact of landing (Michaud et al., 2008; Pranav et al., 2020). Additionally, the plate frame chassis is less prone to deformation under load due to surface area, providing a stable platform for the rover's scientific instruments. The rigidity of the plate frame helps to maintain the precise alignment of the instruments that require high precision to collect high-quality data, enhancing both performance and reliability compared to a tube frame chassis (Figure 13.1).

Figure 13.1 Mars Curiosity Rover.

Source: NASA / JPL-Caltech / Public domain

NASA's ATHLETE (All-Terrain Hex-Limbed Extra-Terrestrial Explorer) utilizes a tube frame chassis made from lightweight, high-strength materials such as titanium and aluminum. The tube frame chassis offers several advantages over a plate frame chassis, particularly in terms of flexibility and weight reduction. The tube frame allows for a more versatile and adaptable structure, essential for ATHLETE's design, which features six multi-degree-of-freedom limbs capable of both rolling and walking. This adaptability helps in navigating diverse terrains, enabling ATHLETE to traverse soft soils and rocky landscapes with greater ease (Wilcox, 2011; Wilcox, 2008).

The difference in the functions and tasks between ATHLETE and the Mars rovers like Curiosity or Perseverance underscores the reasons behind the different chassis choices. The Mars rovers are designed primarily for scientific exploration, requiring a stable and rigid platform to support their sophisticated instruments and perform precise operations such as drilling and sample collection. The plate frame chassis provides this stability and protects the internal components from the impacts and vibrations encountered during travel on Mars. In contrast, ATHLETE's primary function involves transporting cargo, assisting with habitat construction, and potentially serving as a mobile lander. Its tube frame chassis supports these tasks by offering greater flexibility and the ability to reconfigure its limbs for various operations, such as lifting, drilling, and walking out of difficult terrains (Wilcox, 2011). This design makes ATHLETE an ideal choice for missions requiring a high degree of adaptability and the ability to perform a wide range of functions in diverse environments.

Ideal Materials for Chassis Types:

Plate Frame Chassis:

- Aluminum Alloys (e.g., 6061-T6, 7075-T6)
- Lightweight with a high strength-to-weight ratio.
- Excellent corrosion resistance.
- Good machinability and weldability.

- Steel Alloys (e.g., AISI 1020, AISI 4130 Chromoly)
- High strength and durability.
- Cost-effective.
- Readily available and well-understood mechanical properties.
- Titanium Alloys (e.g., Ti-6Al-4 V)
- High strength-to-weight ratio.
- Excellent corrosion resistance.
- High fatigue strength.
- Composite Materials (e.g., Carbon Fiber Reinforced Polymers)
- Extremely lightweight and strong.
- High stiffness.
- Superior resistance to fatigue and environmental degradation.
- **Tube Frame Chassis**:
- Chromoly Steel (e.g., AISI 4130)
- High strength and toughness.
- Good weldability and fatigue resistance.
- Commonly used in motorsports and aerospace applications.
- Aluminum Alloys (e.g., 6061-T6)
- Lightweight with good strength.
- Corrosion-resistant.
- Suitable for high-performance applications.
- Titanium Alloys (e.g., Ti-6Al-4 V)
- Exceptional strength-to-weight ratio.
- Highly corrosion-resistant.
- Ideal for extreme environments.
- Carbon Fiber Tubes

- Extremely lightweight and rigid.
- High tensile strength.
- Ideal for applications where weight savings are critical.

In earth vehicles such as cars, the type of chassis used often depends on the intended application and performance requirements. Most conventional passenger cars use a unibody or monocoque chassis, where the body and frame are integrated into a single structure. This design provides a good balance between weight, strength, and manufacturability, making it suitable for mass production and general use. High-performance vehicles often utilize tube frame chassis or space frame chassis, typically made from materials like chromoly steel or aluminum alloys. These designs offer superior strength and rigidity while minimizing weight, which is crucial for performance and handling. For instance, Formula SAE cars often use space frame chassis made from AISI 4130 Chromoly steel due to its excellent balance of strength and weight, which is essential for high-speed applications (Agarwal et al., 2020).

The unibody and monocoque chassis designs integrate the vehicle's frame and body into a single, cohesive structure, offering several advantages. This construction method enhances the overall strength and rigidity of the vehicle, leading to improved handling and safety. By distributing the structural load across the entire body, these designs reduce the vehicle's weight, contributing to better fuel efficiency and performance. Manufacturing costs are also lower due to the reduced number of parts and simplified assembly processes. Additionally, unibody and monocoque designs allow for more precise control over the vehicle's aerodynamics, further improving efficiency. These designs are particularly beneficial for passenger cars and SUVs, providing a smoother ride and enhanced crash protection due to the even distribution of impact forces across the entire structure. Advanced materials such as carbon fiber composites are often used in monocoque constructions, significantly reducing weight while maintaining high structural integrity, making them ideal for high-performance and luxury vehicles (Fuchs et al., 2008; Denny et al., 2018).

In lunar and Martian exploration, unibody and monocoque chassis designs are particularly useful for their strength-to-weight ratio and rigidity. These

designs can integrate the frame and body into a single structure, providing excellent protection for scientific instruments and other delicate equipment against harsh environmental conditions. The lightweight nature of these chassis helps reduce the overall mass of the vehicle, making it easier to launch and land on other planetary surfaces. Additionally, the integrated design enhances the vehicle's handling and stability, which is crucial for navigating uneven terrain and performing precise scientific tasks.

The body-on-frame chassis design consists of a separate body mounted on a rigid frame, a method traditionally used in trucks, SUVs, and some large cars. One of the main advantages of this design is its robustness and ability to withstand heavy loads and rough terrains, making it ideal for off-road and commercial vehicles. The body-on-frame construction allows for easier modification and repair since the body and frame can be worked on independently. This design also provides greater flexibility in vehicle design and manufacturing, enabling the use of the same frame for different body styles. Additionally, the high ground clearance and durability of body-on-frame vehicles make them suitable for heavy-duty applications, such as towing and hauling. However, the increased weight of this construction can lead to lower fuel efficiency and less refined handling compared to unibody designs. Despite these drawbacks, the durability and versatility of body-on-frame vehicles continue to make them popular for specific applications (Ossiander et al., 2014).

A body-on-frame chassis is highly advantageous for lunar and Martian exploration vehicles that need to carry heavier payloads. The separate body and frame construction provides robust support, making it ideal for missions requiring substantial equipment or cargo. This design's durability and ability to withstand rough terrains make it suitable for vehicles that encounter significant physical stresses. Moreover, the modularity of body-on-frame construction allows for easier repairs and modifications. Vehicles with this chassis type can be adapted for various mission requirements, from transporting heavy scientific instruments to deploying infrastructure components.

The space frame chassis design uses a network of interconnected tubes or extrusions to create a lightweight, rigid structure. This design is particularly favored in high-performance and racing vehicles due to its exceptional strength-to-weight ratio and ease of modification. The tubular construction

allows for precise placement of structural members, providing excellent torsional rigidity and crash protection. Space frames can be easily adapted and reinforced, making them ideal for custom builds and prototypes. The open framework also facilitates easy access to vehicle components for maintenance and upgrades. However, the complexity of welding and fabricating a space frame chassis can be higher compared to other designs, and it may not be as cost-effective for mass production. In motorsports, the space frame chassis allows engineers to optimize the vehicle's weight distribution and suspension geometry, enhancing performance and handling on the track. This design is also used in some specialty vehicles, such as off-road buggies and kit cars, where strength and customization are paramount (Agarwal et al., 2020).

In lunar or Martian exploration this design allows for a highly rigid structure while remaining lightweight, which is critical for both launching the vehicle and ensuring its durability on extraterrestrial surfaces. The open framework of a space frame chassis facilitates easy access to vehicle components, making it easier to conduct maintenance and upgrades. This design can be tailored to specific mission needs, offering flexibility in mounting different types of scientific instruments and equipment. Its superior torsional rigidity and ability to handle dynamic loads make it ideal for rovers and exploration vehicles that must traverse uneven and challenging terrains while maintaining operational stability.

13.1.1.2 Power and Storage

Power and storage systems are crucial for extraterrestrial vehicles, providing the necessary energy to operate. These systems enable vehicles to power instruments, propulsion, and life support systems. Extraterrestrial vehicles, such as the Mars rovers, typically require significant amounts of power; for example, the Mars rovers Curiosity and Perseverance need around 110 watts of continuous power to support their scientific instruments and mobility systems (Bugga & Brandon, 2020). For sustainable power, solar energy is widely used for extraterrestrial vehicles due to its availability and renewability. However, reliance on solar energy presents challenges during periods without sunlight, such as nighttime or dust storms on Mars. Solar power also reduces dependency on Earth-supplied fuel, which is expensive and logistically challenging to transport (Vazquez et al.,

2010). However, the dependency on sunlight necessitates a balance between solar array size and battery capacity to ensure reliable power supply throughout the mission.

Lunar vehicles typically use a combination of solar power and batteries. The Moon's two-week-long day and night cycles necessitate substantial energy storage systems to survive the long lunar nights. Batteries provide a reliable energy source during these periods when solar power is not available. Hydrogen-oxygen regenerative fuel cells are also being explored for lunar applications, offering high specific energy and the capability to integrate with life support systems by providing necessary oxygen and hydrogen (Mercer et al., 2013). The power generated by solar panels or fuel cells is stored in rechargeable batteries, typically lithium-ion (Li-ion), due to their high energy density, reliability, and ability to function in extreme temperatures. The storage systems are designed to handle the harsh conditions of space, such as radiation and temperature fluctuations (Sun et al., 2015).

Power and storage requirements for extraterrestrial vehicles vary significantly based on the mission range and terrain type. Long-range missions typically require more power due to the extended operational periods. For instance, long-duration missions, such as those involving human outposts or extensive rover exploration, necessitate energy storage systems with capacities ranging from hundreds to thousands of kilowatt-hours to ensure continuous operation. Short-range missions, on the other hand, may require less power, focusing on specific tasks such as short-term scientific investigations or equipment deployment. These missions might only need a few watt-hours to several kilowatt-hours of energy storage. The power requirements for these missions are typically lower, allowing for smaller and lighter energy storage systems.

Another factor includes terrain which significantly influences power requirements. Vehicles operating on rough terrain consume more power due to increased resistance and the need for greater maneuverability and stability. For example, navigating through soft soils, rocks, or steep inclines requires more energy compared to smooth, flat surfaces. This necessitates robust power management systems capable of adjusting to varying loads and ensuring efficient energy use. You would ideally use larger power

storages for vehicles designed for rough terrain compared to ones that are not.

Looking into types of power storage, Tesla vehicles, for example, utilize a large number of small battery cells rather than a single large battery. This approach has several advantages. First, using many small cells allows for better thermal management, as the heat generated during charging and discharging can be more evenly distributed and dissipated across the battery pack. Second, the use of smaller cells increases the overall resilience of the battery system. If one cell fails, it has a minimal impact on the overall performance of the vehicle, whereas a failure in a single large battery could be catastrophic. Additionally, small battery cells enable greater flexibility in the design and packaging of the battery pack, allowing for the optimization of space and weight distribution within the vehicle (Hübner & Gottwald, 2015).

In addition to using a large group of small batteries, electric cars employ several other methods to store power effectively. One notable alternative is the use of ultracapacitors, which offer high power density and rapid charge and discharge capabilities. Ultracapacitors are particularly effective in providing quick bursts of energy needed for acceleration and can complement batteries by handling sudden power demands, thereby extending the battery life (Lukic et al., 2008). Another method is using flywheel energy storage systems, which store energy in the form of rotational kinetic energy. Flywheels can rapidly absorb and release energy, making them suitable for applications requiring frequent and quick energy cycling, such as regenerative braking (Farhadi & Mohammed, 2016).

Hybrid energy storage systems (HESS), which combine batteries with ultracapacitors or other storage devices, are also being explored. These systems can balance the energy and power requirements more effectively than a single type of storage device. For example, a hybrid system might use batteries to provide steady energy over longer periods, while ultracapacitors handle peak power demands and regenerative braking (Porru et al., 2015). Fuel cells, particularly hydrogen fuel cells, offer another alternative by generating electricity through a chemical reaction between hydrogen and oxygen, producing water as a byproduct. Fuel cells can provide continuous power and are especially useful for extending the range of electric vehicles (Dixon, 2010).

Looking at the current use, GS Yuasa batteries, particularly their Li-ion models, are prominent in space applications, including on the International Space Station (ISS). The transition to GS Yuasa's Li-ion batteries marked a significant upgrade from the previously used Nickel—Hydrogen (Ni—H_2) batteries. These Li-ion batteries are preferred due to their higher energy density, longer cycle life, and improved efficiency under the harsh conditions of space. Specifically, these batteries are designed to withstand the vacuum of space, extreme temperatures, and radiation. On the ISS, GS Yuasa's Li-ion batteries are integrated into the station's primary Electric Power System (EPS), where they store energy generated by the solar arrays for use during periods when the station is in the Earth's shadow. This ensures a continuous power supply for the station's operations and life-support systems (Schwanbeck & Dalton, 2019).

EaglePicher Technologies is another leading manufacturer of batteries in space applications. Known for their durability and reliability, EaglePicher's batteries, including both Nickel-Cadmium (NiCd) and Li-ion models, are designed to operate efficiently over a wide temperature range and under extreme conditions. One of the notable features of EaglePicher batteries is their ability to maintain performance stability across various environments, which is essential for space missions. For instance, their Li-ion batteries are used in numerous NASA missions and have been evaluated for high specific energy and low self-discharge rates, making them ideal for long-duration space missions. These batteries are specifically engineered to endure the intense launch vibrations, extreme thermal conditions, and radiation found in space (Seong et al., 2022).

Both GS Yuasa and EaglePicher batteries incorporate several special features to ensure their effectiveness in space, GS Yuasa's Li-ion batteries for example, offer a higher energy density compared to traditional Ni—H_2 batteries, allowing for more power storage within the same physical space. More features include effective thermal management systems that are integrated to handle the extreme temperature variations in space. These systems ensure that the batteries operate within optimal temperature ranges, maintaining performance and extending their operational life. Space-grade batteries are also designed to withstand high levels of radiation without degradation. This involves using materials and construction techniques that shield the internal components from radiation damage. Both manufacturers

ensure that their batteries have long cycle lives and high reliability, which is essential for long-duration missions. The ability to undergo numerous charge–discharge cycles without significant capacity loss is a key performance metric.

On the ISS, GS Yuasa's Li-ion batteries have replaced older Ni—H_2 batteries, providing a more efficient and longer-lasting power storage solution. These batteries charge during the sunlight periods using the station's solar arrays and discharge during the eclipse periods, ensuring a continuous power supply for the ISS's operations and life-support systems. This transition has enhanced the ISS's overall power efficiency, reduced the frequency of battery replacements, and contributed to the station's operational sustainability (Schwanbeck & Dalton, 2019).

Lithium-Ion Batteries:

Advantages:

High Energy Density: Li-ion batteries offer a high energy density, providing substantial energy storage in a compact size, which is crucial for surface exploration vehicles that need to maximize power while minimizing weight.

Efficiency: They have high charge and discharge efficiency, which translates to less energy loss during operations.

Proven Technology: Li-ion batteries are a well-established technology with a robust infrastructure for manufacturing and recycling.

Scalability: These batteries can be scaled up or down depending on the power requirements of the mission.

Disadvantages:

Cost: Li-ion batteries can be expensive to produce, especially for high-capacity applications.

Thermal Management: They require sophisticated thermal management systems to prevent overheating and ensure safety.

Degradation: Over time, Li-ion batteries degrade, reducing their capacity and efficiency. This is particularly challenging for long-duration missions.

Resource Intensive: The mining and processing of lithium and other materials used in these batteries have significant environmental impacts.

Ultracapacitors:

Advantages:

High Power Density: Ultracapacitors can deliver and absorb energy much faster than batteries, making them ideal for applications requiring quick bursts of power, such as acceleration and regenerative braking.

Longevity: They have a longer lifecycle compared to batteries, with the ability to withstand many more charge and discharge cycles.

Wide Temperature Range: Ultracapacitors perform well over a wide range of temperatures, which is advantageous for extreme environments like the lunar or Martian surface.

Disadvantages:

Lower Energy Density: They have a much lower energy density compared to batteries, meaning they cannot store as much energy for the same weight and volume.

Cost: Ultracapacitors are generally more expensive per unit of energy stored than batteries.

Energy Leakage: They tend to leak energy over time, making them less suitable for long-term energy storage without frequent recharging.

Flywheel Energy Storage:

Advantages:

High Power Density: Flywheels can rapidly charge and discharge energy, making them suitable for applications needing quick energy bursts.

Durability: They have a long operational life with minimal maintenance requirements.

Environmentally Friendly: Flywheels do not rely on chemical reactions, thus avoiding issues related to battery disposal and chemical leaks.

Disadvantages:

Complexity and Cost: Flywheel systems can be mechanically complex and expensive to manufacture and maintain.

Weight: They tend to be heavy, which can be a disadvantage for space applications where every kilogram counts.

Safety: High-speed flywheels can pose safety risks if not properly contained, as they store a large amount of kinetic energy.

Fuel Cells:

Advantages:

High Energy Density: Fuel cells, particularly hydrogen fuel cells, can provide a large amount of energy for extended missions.

Efficiency: They are highly efficient at converting chemical energy into electrical energy.

Environmentally Friendly: The primary byproduct of hydrogen fuel cells is water, making them a clean energy source.

Scalability: Fuel cells can be scaled to meet a wide range of power needs.

Disadvantages:

Infrastructure: The production, storage, and transportation of hydrogen require significant infrastructure, which can be challenging to establish.

Cost: Fuel cells and the associated hydrogen storage systems can be expensive.

Safety: Handling and storing hydrogen poses safety risks due to its flammability.

Durability: Fuel cells can degrade over time, particularly if exposed to contaminants, impacting their efficiency and lifespan.

Hybrid Energy Storage Systems (HESS):

Advantages:

Optimized Performance: By combining batteries with ultracapacitors or other storage devices, HESS can provide both high energy density and high power density.

Enhanced Lifecycle: The hybrid approach can reduce the strain on individual components, extending the overall lifespan of the system.

Flexibility: HESS can be tailored to specific mission requirements, balancing energy and power needs effectively.

Disadvantages:

Complexity: The integration of multiple energy storage technologies increases system complexity, requiring advanced control and management systems.

Cost: The use of multiple storage devices can increase the overall cost of the energy storage system.

Space and Weight: Combining different technologies may result in a larger and heavier system compared to a single technology solution, which can be a drawback for space applications.

13.1.1.3 Thermal Management

Thermal management is a critical aspect of extraterrestrial vehicles to ensure that all onboard systems function within safe temperature ranges. Rovers and other vehicles operating on planetary surfaces experience extreme temperature variations and generate significant amounts of heat from their electronic components and power sources. Effective thermal management systems, including large radiators, are essential for dissipating this heat to maintain operational integrity.

For example, the Mars Science Laboratory rover, Curiosity, uses an advanced thermal control system based on a mechanically pumped fluid loop (MPFL). This system is designed to maintain the temperature of sensitive electronics and scientific instruments within the range of −40°C to +50°C, despite the Martian surface temperatures fluctuating between −123°C and +38°C (Bhandari et al., 2013). The MPFL system effectively manages waste heat generated by the rover's Multi-Mission Radioisotope Thermoelectric Generator (MMRTG), which produces 110 watts of electrical power while generating approximately 2000 watts of waste heat. Curiosity's thermal management system also includes external radiators to reject excess heat. These radiators are designed to dissipate heat into the surrounding Martian environment. The heat exchangers on the rover utilize

high in-plane thermal conductivity materials and are thermally isolated using aerogel within composite honeycomb sandwich panels to optimize heat rejection (Mastropietro et al., 2010).

Thermal management is a critical aspect of maintaining the ISS, ensuring that onboard systems and the crew remain within safe temperature ranges. The ISS uses a combination of internal and external thermal control systems to manage heat generated by equipment and the external environment. The Internal Active Thermal Control System (IATCS) is water-based and works in conjunction with the External Active Thermal Control System (EATCS), which uses ammonia as a coolant. The IATCS removes heat from the interior of the ISS, including payload and system racks, and transfers it to the EATCS through heat exchangers (Wilson et al., 2011).

The EATCS dissipates this heat into space using large external radiators. These radiators are crucial for managing the ISS's thermal load, as they provide a large surface area to radiate excess heat away from the station. The ammonia-based system is chosen for its excellent thermal properties and ability to function efficiently in the vacuum of space. This system includes high-capacity heat pipes and modular heat exchangers to enhance heat rejection efficiency (Xie & Burger, 2016). The EATCS also incorporates advanced features such as high-efficiency fins and quick-disconnect devices for heat pipes, enabling effective thermal management even in the face of varying heat loads and environmental conditions. The thermal control system ensures stable operation of the ISS by maintaining nearly constant temperatures and pressures in the heat exchangers, which is crucial for the reliability and longevity of the station's systems (Cykhotsky et al., 2008). Additionally, the ISS has measures in place to manage microbial growth within the IATCS, which includes the use of biocides like ortho-phthalaldehyde (OPA) to prevent contamination and maintain system integrity (Wilson et al., 2011).

Looking into more standard styles of insulation, multilayer insulation (MLI) is a common component for thermal management in space, providing superior insulation by minimizing heat transfer through radiation. MLI typically consists of multiple layers of thin, reflective materials such as aluminized Mylar or Kapton, which are interspersed with lightweight spacers to maintain separation between the layers. These layers work by reflecting thermal radiation away from the habitat, effectively reducing the

amount of heat that penetrates the structure from the harsh external environment. The spacers between the layers prevent conductive heat transfer, enhancing the insulation's effectiveness in the vacuum of space where convection is not a factor. This multilayered approach allows MLI to achieve extremely low thermal conductivity, making it an ideal choice for maintaining a stable internal temperature within space habitats. Furthermore, MLI is highly adaptable and can be tailored to fit complex surfaces and shapes, ensuring comprehensive coverage and protection. Its efficiency and versatility make MLI an indispensable technology for both rigid pressure vessels and inflatable habitat structures, playing a crucial role in ensuring the safety and comfort of astronauts in the extreme conditions of space.

Another more resourceful way of managing heat is regolith, the loose, fragmented material covering the surface of the Moon and Mars, which offers excellent thermal insulation properties due to its composition and structure. By utilizing regolith, habitats can be protected from the extreme cold of lunar nights and the intense heat of lunar days, as well as the harsh Martian climate. One effective method is to partially bury the habitats or cover them with a thick layer of regolith. Studies have shown that a layer of regolith about 30 cm thick significantly reduces temperature variations, acting as a thermal buffer. This thickness is sufficient to stabilize internal temperatures by dampening the heat flux between the external environment and the habitat interior. For instance, temperature gradients in regolith can reduce surface temperatures by over 100 K within the first 30 cm, ensuring a more stable and manageable environment inside the habitat (Malla & Brown, 2015).

Regolith can also be used to construct thermal shielding walls around the habitat. These walls act as barriers to both heat and radiation, enhancing the habitat's protection. The material's insulating properties are leveraged by its low thermal conductivity, which means that heat transfer through the regolith is minimal. This helps maintain a consistent internal temperature, crucial for both equipment operation and crew comfort. Additionally, the use of regolith for constructing these barriers eliminates the need for transporting insulating materials from Earth, significantly reducing logistical costs and complexities.

13.1.1.4 Wheels and Suspension

Suspension and wheel designs for any surface mobility systems differ significantly from those on Earth. For instance, the suspension for a mobility vehicle like the ExoMars rover developed by the European Space Agency is designed to accommodate the complex terrain of Mars while supporting scientific instruments and systems for extended missions. The chassis includes a locomotion subsystem that is robust enough to handle Mars' rocky and uneven terrain. This system, described in the design process, involves a detailed investigation of suitable passive suspensions to ensure reliable and efficient mobility (Michaud et al., 2008).

Configurations typically include wheel-based systems, tracked systems, and more complex articulated structures, each tailored to specific mission needs and environmental conditions. One common configuration is the wheel-based system, which offers a balance of simplicity and effectiveness. For instance, the Mars rovers use a six-wheel configuration with independent suspension systems to maximize mobility and stability over uneven Martian terrain. Each wheel has its own motor, allowing for precise movements and the ability to navigate around obstacles effectively.

However, tracked vehicles or systems with multiple linked wheels can provide better performance on particularly rough or soft surfaces, such as sandy or rocky extraterrestrial environments. These systems distribute the vehicle's weight more evenly and can prevent sinking into loose material. The design and characterization of the ExoMars explores a variety of linked wheel configurations, simulated and tested to perform on unpredictable surface conditions. Testing each configuration under simulated extraterrestrial conditions is crucial. This involves assessing their performance on slopes, in dust, and over obstacles that mimic the extraterrestrial surface. For example, *the Lower Gravity Demonstratable Testbed for Space Robot Experiments* by provides an indoor setup that can replicate various terrain and gravitational conditions to evaluate the adaptability and robustness of mobility solutions intended for planetary exploration. Such testing ensures that the chosen configuration will withstand the rigors of space missions while maintaining operational efficiency and safety.

Suspension systems can be broadly categorized into passive and active suspension systems. Passive suspension systems, such as the widely used Rocker-Bogie mechanism, rely on mechanical components like springs and dampers to absorb shocks and maintain stability. This type of suspension system is advantageous due to its simplicity and reliability, requiring no active input to function effectively. For instance, the Mars Exploration Rovers (MERs) and the Perseverance rover utilize the Rocker-Bogie mechanism to maintain the chassis at a relatively fixed location with respect to the ground, thereby providing stability even on uneven terrain (Shenvi et al., 2023). In contrast, active suspension systems incorporate electronic sensors, actuators, and control algorithms to adjust the suspension dynamically in response to changing terrain conditions. This allows for better handling, improved stability, and enhanced comfort by actively countering forces that would otherwise cause instability. For example, the Chariot rover developed by NASA uses an active suspension system capable of adjusting the vehicle's height, roll, and pitch to maintain balance and stability on rough lunar terrain (Bluethmann et al., 2010). Active suspensions can significantly enhance the rover's ability to climb slopes and traverse obstacles by optimizing the force distribution across the wheels, but they are more complex and require more power than passive systems.

While passive suspension systems are simpler and more robust, making them suitable for long-term missions where reliability is critical, active suspension systems offer superior adaptability and performance on challenging terrains. The choice between passive and active suspension systems depends on the specific mission requirements, such as the terrain type, the need for stability and maneuverability, and the available power budget for the rover (Vaish et al., 2014).

Now looking into the details of the wheel itself, NASA's rovers use specialized wheels designed to handle extraterrestrial terrains. NASA's Mars rovers, including Curiosity and Perseverance, employ aluminum wheels with cleats (grousers) for improved traction and durability. These wheels are designed to withstand the harsh conditions of the Martian surface, including sharp rocks, loose soil, and extreme temperature fluctuations. The aluminum construction provides a balance between strength and weight, essential for maintaining the rover's mobility and efficiency while reducing the overall mass for space travel (Genta &

Pizzamiglio, 2016). The wheels on these rovers are also flexible to some extent, allowing them to deform slightly when encountering obstacles, which helps in distributing the load and minimizing damage. For example, the wire mesh wheels used on the LRV during the Apollo missions were specifically designed to provide flexibility and traction on the lunar regolith, a layer of loose, heterogeneous material covering solid rock. This design enabled the wheels to handle soft, powdery surfaces without becoming stuck, a crucial feature for any surface exploration mission (Asnani et al., 2009) (Figure 13.2).

NASA's ATHLETE rover incorporates a unique wheel design that can lock and function as feet, allowing the vehicle to walk out of soft or extreme terrain. This versatility reduces the mass needed for the wheel and actuator system since they are designed for nominal terrain rather than extreme conditions. The ability to switch between rolling and walking modes provides significant advantages in maneuvering over various types of terrain, enhancing the rover's operational flexibility (Wilcox, 2011).

The Tensegrital Wheel or Tensegrity Wheel structures are composed of rigid rods and elastic cables arranged in a way that provides a high strength-to-weight ratio, flexibility, and shock absorption, suitable for uneven and unpredictable terrains. One of the key advantages of Tensegrity wheels is their shape-changing capability, which allows the wheels to expand or collapse to adapt to different terrains and obstacles. This adaptability not only enhances mobility but also enables the vehicle to overcome larger obstacles that traditional wheels might struggle with. For instance, a robot with icosahedron Tensegrity wheels can reduce its width and simultaneously increase its height by changing the wheel configuration, allowing it to navigate through narrow spaces and climb over high steps (Spiegel et al., 2023). The lightweight nature contributes to the overall durability and efficiency of the exploration vehicle. The ability to deform and absorb impacts without sustaining damage is particularly beneficial for preserving the integrity of the vehicle and its instruments. This shock-absorbing capability also minimizes the transmission of vibrations to sensitive scientific instruments, ensuring accurate data collection and extended mission lifespans (Wang et al., 2022).

Figure 13.2 Mars Curiosity Rover Mock-up.

Source: NASA/Public domain

NASA Glenn Research Center has developed an innovative type of wheel for surface exploration vehicles known as the Shape Memory Alloy (SMA) wheel. The SMA wheel leverages the unique properties of SMAs, which can return to their original shape after deformation when subjected to heat. This technology provides several advantages for mobility on rough terrains like those found on the Moon and Mars. One of the key features of SMA wheels is their ability to deform and then recover their shape, which allows them to absorb impacts and traverse obstacles without sustaining permanent damage, valuable on extraterrestrial surfaces (Stebner et al., 2009).

The SMA wheels are constructed using a combination of SMA materials and a flexible mesh design. This combination allows the wheels to adapt to the terrain, providing enhanced traction and stability. For example, during missions where the vehicle encounters sharp rocks or soft regolith, the wheels can deform to maintain contact and grip, then return to their original shape to continue rolling smoothly. This adaptability not only improves the vehicle's mobility but also reduces the risk of wheel damage, which is a common issue with traditional rigid wheels (Stebner et al., 2009). Moreover, SMA wheels offer a significant reduction in weight compared to traditional metal wheels. This weight savings is crucial for space missions, where every kilogram counts. The lightweight nature of the SMA wheels, combined with their durability, enhances the overall efficiency and lifespan of the exploration vehicle. Additionally, the inherent damping properties of SMAs help in mitigating vibrations, protecting sensitive scientific instruments onboard the rover from excessive jolts and shocks (Duffy et al., 2008).

13.1.1.5 Avionics and Comms

Avionics, a blend of the words “aviation” and “electronics,” refers to the electronic systems used in aircraft, satellites, and spacecraft. In the context of surface mobility vehicles, avionics encompasses a range of critical systems that ensure the vehicle's functionality, navigation, and safety. These systems include navigation and guidance systems, communication systems, control systems, and sensors. Navigation and guidance systems typically rely on a combination of Global Positioning System (GPS) (if available),

inertial measurement units (IMUs), and star trackers. Communication systems are also essential for enabling the vehicle to maintain contact with mission control and other assets. These systems often include radios for transmitting and receiving data, antennas for signal propagation, and data processors to manage communication protocols. High-frequency radios are used for line-of-sight communication, while UHF/VHF radios can be used for longer-range communication in complex terrains. Control systems manage the vehicle's propulsion, steering, and braking, ensuring it can move efficiently and safely. These systems integrate various sensors, such as wheel encoders for measuring rotation, LIDAR for obstacle detection, and cameras for visual navigation. The data from these sensors is processed by onboard computers to make real-time decisions about the vehicle's movements. Additionally, avionics in surface mobility vehicles include environmental monitoring systems to assess the surrounding conditions, such as temperature, radiation levels, and dust presence. These systems help protect the vehicle and its occupants from harsh environmental factors, ensuring the mission's safety and success.

The Lunar Node Demonstrator, or LN-1, is an advanced autonomous navigation system developed by NASA for lunar missions. LN-1 is designed to operate without the GPS that we rely on Earth, which is unavailable on the Moon. This system utilizes a combination of IMUs, star trackers, and optical navigation to determine the rover's position and orientation accurately. The IMUs provide data on the rover's acceleration and angular velocity, while star trackers offer precise orientation by observing star positions. By integrating these inputs, LN-1 ensures that lunar rovers can navigate the moon's surface autonomously, even in challenging environments with limited human intervention (Mangialardo et al., 2022). On Mars, the absence of GPS necessitates alternative navigation methods for rovers. One such method is the Autonomous Navigation System (Autonav), which has been successfully implemented on Mars rovers like Spirit, Opportunity, and Curiosity. Autonav allows rovers to navigate the Martian terrain autonomously by using stereo imaging and computer vision techniques. The system captures images of the surrounding terrain, creates a 3D map, and identifies potential hazards such as rocks and slopes. Using this information, Autonav plots a safe path to the rover's destination, updating its route in real-time as it encounters obstacles. This capability is crucial for ensuring the rover's safety and efficiency, enabling

it to travel significant distances while minimizing the need for direct commands from Earth (Hesar et al., 2015).

In addition to IMUs and optical navigation, other innovative approaches are being explored to enhance autonomous navigation for lunar missions. For example, Linked Autonomous Interplanetary Satellite Orbit Navigation (LiAISON) leverages the relative positions of satellites to provide accurate navigation solutions. This method involves tracking relative positions between a spacecraft in lunar orbit and surface assets, enabling precise determination of the rover's location. Simulation results have demonstrated that LiAISON can achieve positional accuracy within tens of meters, making it a promising solution for future lunar exploration missions (Hesar et al., 2015). Moreover, the integration of optical and inertial navigation systems has proven effective in addressing the challenges of lunar and Martian exploration. For instance, optical navigation uses cameras to capture images of the terrain, which are then processed to estimate the rover's position and orientation (Adams et al., 2008). This technique, combined with inertial navigation, provides a robust and reliable navigation solution that can operate independently of external signals.

NASA employs various sophisticated communication systems to maintain contact with spacecraft and astronauts in space or on other planets. Currently, the primary method of communication is through radio frequency (RF) systems, which use electromagnetic waves to transmit data between spacecraft and Earth. The deep space network (DSN) is a critical component of NASA's RF communication infrastructure, consisting of large antennas located in California, Spain, and Australia. These antennas facilitate continuous communication with spacecraft, enabling the transmission of commands, telemetry data, and scientific observations. The DSN operates primarily in the S-band (2–4 GHz) and X-band (7–8 GHz) frequencies, which are well-suited for deep space communication due to their ability to penetrate the Earth's atmosphere and travel long distances with minimal signal degradation (Srinivasan et al., 2007).

In addition to RF systems, NASA is advancing the use of optical communication technologies, which offer several advantages over traditional RF communication. Optical or laser communication systems use light waves to transmit data, providing significantly higher data rates and bandwidth capabilities. The Laser Communications Relay Demonstration

(LCRD) is one of NASA's key projects in this area, designed to demonstrate the feasibility and benefits of laser communication for space missions. This technology is expected to enhance data transfer rates, reduce latency, and provide more secure communication channels, as laser beams are less susceptible to jamming and interference compared to RF signals (Bielawski & Radomska, 2020). NASA also explores other innovative communication technologies, such as Terahertz (THz) wireless systems. These systems operate at frequencies between 300 GHz and 3 THz and can support multi-gigabit per second data rates. THz communication is promising for space applications due to the lack of atmospheric attenuation in the space environment, which can hinder signal transmission on Earth. (Hwu et al., 2013). Moreover, free-space optical communication (FSOC) systems have the ability to provide high-speed data links between spacecraft and ground stations. The NASA Lunar Laser Communications Demonstration (LLCD) successfully demonstrated the use of laser communication to achieve high data rates between the LADEE spacecraft and Earth. This success paves the way for future missions to rely more on FSOC, leveraging its higher bandwidth and reduced latency compared to RF communication (Alliss & Felton, 2015).

13.1.1.6 Science Instruments and Robotics

Vehicles are typically fitted with spectrometers, cameras, drills, and environmental sensors to conduct comprehensive analysis of the planetary surface. Spectrometers, such as the Alpha Particle X-ray Spectrometer (APXS), are used to determine the elemental composition of rocks and soil, providing crucial insights into the geological history of the area. Cameras, including panoramic and microscopic imagers, capture detailed images of the terrain and close-up views of rock and soil samples, aiding in the selection of scientifically interesting targets for further study. Drills and coring devices allow the vehicle to penetrate the surface and collect subsurface samples, which can be analyzed onboard or stored for potential return to Earth. Environmental sensors measure temperature, radiation, and atmospheric conditions, contributing to the understanding of the planet's current climate and weather patterns. In line with scientific instruments, robotic assistance is increasingly vital for mobility during surface space missions, where human mobility is limited by space suits. Robots, such as those developed under NASA's EVA Robotic Assistant project, provide

critical support by handling tasks that would otherwise be extremely burdensome or dangerous for astronauts. These tasks include deploying equipment like power cables and solar panels and assisting in geological surveys. The robots are designed to operate in harsh environments, equipped with rugged wheels or tracks, and sometimes even articulated limbs to navigate the diverse terrains encountered on planetary surfaces.

Exploration missions have employed a range of advanced scientific instruments to gather comprehensive data about the environment and geology. One such instrument is SHERLOC (Scanning Habitable Environments with Raman and Luminescence for Organics and Chemicals), which is mounted on the robotic arm of the Perseverance rover. SHERLOC uses deep ultraviolet Raman and fluorescence spectroscopy to detect and map organic compounds and minerals, providing critical insights into the planet's past habitability. It combines these chemical maps with high-resolution images to locate potential biosignatures, making it a vital tool for astrobiology (Bhartia et al., 2021).

Main job	Fine-scale detection of minerals, organic molecules, and potential biosignatures
Location	Mounted on the turret at the end of the robotic arm
Mass	Turret: 6.86 pounds (3.11 kilograms) Body: 3.55 pounds (1.61 kilograms) body
Power	Turret: 32.2 watts Body: 16.6 watts
Volume	10.2 by 7.8 by 2.6 inches (26.0 by 20.0 by 6.7 centimeters)
Data return	79.7 Mbits (raw)
Spatial resolution	2 Cameras Autofocus and Context Imager:

	10.1 micrometers WATSON Camera: 15.9 micrometers 1 Laser: 100 micrometers
Field of view	Imaging: 0.9–0.5 inches (2.3 by 1.5 centimeters) Spectroscopy: 7 by 7 millimeters (0.275 inch)

SHERLOC Specifications

Source: NASA/JPL-Caltech

Another instrument is the Planetary Instrument for X-ray Lithochemistry (PIXL), which utilizes X-ray fluorescence to determine the elemental composition of Martian rocks and soil with high precision. PIXL's micro-focus X-ray beam can analyze tiny features on rock surfaces, providing detailed chemical maps that help scientists understand the geological history and environmental conditions of Mars. This instrument is particularly valuable for identifying the presence and distribution of elements at a fine scale, which can indicate past water activity and other geological processes.

Main job	To measure the chemical makeup of rocks at a very fine scale
Location	Mounted on the turret at the end of the robotic arm
Mass	Arm-mounted sensor head: Nearly 10 pounds (4.3 kilograms) Body-mounted electronics: About 6 pounds (2.6 kilograms) Calibration target: About 0.033 pounds (0.015 kilograms)
Power	About 25 watts
Volume	Arm-mounted sensor head: approximately 8.5 by 10.5 by 9 inches

	(21.5 by 27 by 23 centimeters)
Calibration targets	Diameter of each of four disks: 0.19 inches (5 millimeters) Pedestal base: 1.53 by 1.18 inches (39 by 30 millimeters)
Data return	Approximately 16 megabits per experiment, or about 2 megabytes per day

PIXL Specifications

Source: NASA/JPL-Caltech

The Mars Environmental Dynamics Analyzer (MEDA) is another essential component of the Perseverance rover. MEDA comprises a suite of sensors designed to measure various atmospheric conditions, including temperature, wind speed and direction, pressure, relative humidity, and dust particle sizes. These measurements help scientists understand the current Martian weather and climate, as well as how dust interacts with the atmosphere. MEDA's data is crucial for preparing future human missions to Mars, as it provides information about environmental conditions that astronauts have to contend with.

Main job	To measure weather and monitor dust with sensors from the surface of Mars
Location	Sensors are located on the rover's mast “neck” and on the deck, front, and interior of the rover's body
Mass	Approximately 12 pounds (5.5 kilograms) for all components
Power	Up to 17 watts, depending on scheduled measurements
Volume	Air temperature sensors: Each of five sensors is 2.25 by 1 by 2.7 inches (5.75 by 2.75 by 6.75 centimeters) Radiation and dust sensor: 5.2 by 4.5 by 5 inches (13.2 by 11.5 by 12.5 centimeters) Relative humidity sensor: 24 by 4.4 inches

	(5.5 by 2.5 by 7.25 centimeters) Thermal infrared sensor: 2.5 by 2.25 by 2.25 inches (6.25 by 5.75 by 5.75 centimeters) Wind sensors: Wind Sensor 1 is 2 inches by 6.7 inches (5 by 17 centimeters) Wind Sensor 2 is 2 by 15.75 inches (5 by 40 centimeters) Instrument control unit and pressure sensor: 5.5 by 5.5 by 5.1 inches (14 by 14 by 13 centimeters)
Data return	Approximately 11 megabytes

MEDA Specifications

Source: NASA/JPL-Caltech

SuperCam is another advanced instrument on the Perseverance rover, designed to analyze the chemical and mineralogical composition of Martian rocks and soil. It combines multiple remote-sensing techniques, including Laser-Induced Breakdown Spectroscopy (LIBS), Raman spectroscopy, time-resolved fluorescence, and visible and infrared spectroscopy. SuperCam also features a microphone that can record sounds on Mars, which is used to study the physical properties of rocks by analyzing the sound of the laser hitting the surface and to monitor Martian atmospheric conditions. SuperCam's LIBS capability involves firing a laser at a target to vaporize a thin layer of material and then analyzing the emitted light to determine its elemental composition. This technique allows for rapid, remote analysis of the surface without the need for physical contact. Raman spectroscopy and time-resolved fluorescence are used to identify organic compounds and minerals by measuring the vibrational and luminescent properties of molecules. The instrument's high-resolution color imager provides context for the spectroscopic measurements, ensuring accurate data correlation with specific features on the Martian surface. SuperCam operates primarily from the rover's mast, allowing it to survey areas up to several meters away, providing valuable data on the composition and history of Martian geology (Maurice et al., 2021).

Main job	To identify the chemicals in rocks and soils, including the makeup of their atoms and molecules
Location	Mounted on the “head” of the rover's long-necked mast
Mass	Mast-mounted sensor head: 12 pounds (5.6 kilograms) Rover body-mounted spectrometers: 10.6 pounds (4.8 kilograms) Calibration target assembly: 0.5 pound (0.2 kilograms)
Power	17.9 watts
Volume	Mast-mounted sensor head: Approximately 15 × 8 × 6 inches (38 × 20 × 16 centimeters). Rover body-mounted spectrometers: Approximately 9 × 6 × 8 inches (22 × 16 × 21 centimeters). Calibration target assembly: 4 × 4 × 1 inches (11 × 10 × 2 centimeters); includes 36 individual targets.
Calibration target	1.18 inches diameter (3 centimeters)
Data return	15.5 megabits per experiment or about 4.2 megabits per day

SuperCam Specifications

Source: CNES

Unlike scientific instruments designed for data collection and research, a key feature of robotic assistants is their ability to function autonomously or be teleoperated from a safe distance. The Canadarm2 on the ISS includes a special multi-limbed helper robot called Dextre, which was remotely operated to fix cameras on the Canadarm2. This functionality reduces the need for direct human exposure and increases the efficiency of mission operations. Robots designed for these tasks, such as Dextre and the ones tested in NASA's field trials in Arizona, demonstrate a range of capabilities

from fine manipulation to robust locomotion and load-bearing. Integration with human operations is facilitated through interfaces that allow astronauts to control or monitor robot activities directly or through command centers, either located on the habitat module or remotely from Earth.

Robotic assistance extends beyond immediate logistical support for astronauts and plays a pivotal role in the establishment and expansion of extraterrestrial settlements. These robots are integral to the construction of habitats and infrastructure through advanced techniques such as 3D printing, which utilizes local materials like lunar or Martian regolith. By employing robotics for in situ resource utilization (ISRU), missions can significantly reduce the need to transport construction materials from Earth, thus lowering costs and enhancing the feasibility of long-term colonization.

Robots equipped with 3D-printing capabilities can autonomously construct habitat structures by processing the regolith into a printable material that is then layered to form the walls and other components of buildings. This process not only expedites construction but also reduces the risks to human builders. Moreover, robotic systems are used to collect, transport, and process regolith, integrating seamlessly with 3D printers to ensure a continuous supply of building materials. This synergy between collection and construction robotics helps streamline the development of sustainable human outposts.

Additionally, robots are used for the installation of other critical infrastructure, laying the groundwork for energy production that supports both life support systems and construction activities. As settlements expand, robotic assistants are envisioned to continue supporting a range of activities, from infrastructure maintenance to the exploration of more distant areas for scientific research and resource identification.

13.1.1.7 Cameras and Lidar

Cameras and LiDAR (Light Detection and Ranging) systems provide essential data for navigation, terrain mapping, and scientific analysis, enabling rovers to operate autonomously and safely. Cameras, including stereo and panoramic types, capture high-resolution images that help in visual navigation and terrain assessment. Stereo cameras, like those used on the Mars rovers, create 3D images by combining two offset images,

allowing for depth perception and obstacle detection. Panoramic cameras offer wide-field views, which are useful for situational awareness and planning routes. For instance, NASA's Perseverance rover is equipped with Mastcam-Z, a pair of cameras with zoom capabilities, providing detailed images that assist in identifying scientific targets and hazards.

LiDAR systems, on the other hand, use laser pulses to measure distances to objects, creating precise 3D maps of the terrain. This technology is particularly valuable in planetary exploration due to its ability to operate in low-light conditions and its high accuracy in determining the shape and size of surface features. For example, the Radar Imager for Mars' Subsurface Experiment (RIMFAX) on Perseverance uses ground-penetrating radar to explore beneath the Martian surface, identifying layers of rock, ice, and soil. This data helps in understanding the geological history of Mars and searching for signs of past water activity (Hamran et al., 2020).

The fusion of camera and LiDAR data enhances the capabilities of surface mobility vehicles by combining the strengths of both systems. While cameras provide detailed visual information and color data, LiDAR adds precise distance measurements and 3D-mapping capabilities. This combination allows for more accurate object detection and navigation. For instance, NASA's Mars 2020 mission integrates both these technologies to improve the rover's ability to autonomously navigate the Martian surface, avoid obstacles, and select scientifically interesting targets for analysis. The utility of these technologies extends beyond navigation and hazard avoidance. Cameras and LiDAR are also used for scientific investigations in instruments such as the SHERLOC and RIMFAX.

Mastcam-Z is a sophisticated camera system mounted on the Perseverance rover's mast, providing high-resolution stereo and multispectral imaging capabilities. This system consists of two zoomable cameras that can capture detailed images across various wavelengths, ranging from the visible spectrum to near-infrared. The “Z” in Mastcam-Z stands for “zoom,” highlighting its unique capability to adjust its focal length from 26 to 110 mm, allowing for flexible imaging of the Martian terrain from wide-angle views to detailed close-ups. Mastcam-Z's primary purpose is to document the rover's surroundings in high detail, assisting in both navigation and scientific investigations. By capturing multispectral images, it can help identify different minerals and study the planet's geological history. The

system also supports the selection and documentation of rock and soil samples that Perseverance collects for future return to Earth. Mastcam-Z's ability to create 3D stereo images aids in the precise navigation of the rover and the planning of its route, making it an indispensable tool for both operational and scientific missions on Mars (Bell et al., 2021).

Main job	To take high-definition video, panoramic color, and 3D images of the Martian surface and features in the atmosphere with a zoom lens to magnify distant targets
Location	Mounted on the rover mast at the eye level of a 6½-foot-tall person (2 meters tall). The cameras are separated by 9.5 inches (24.2 centimeters) to provide stereo vision.
Mass	Approximately 8.8 pounds (about 4 kilograms)
Power	Approximately 17.4 watts
Volume	Camera head, per unit: 4.3 by 4.7 by 10.2 inches (11 by 12 by 26 centimeters) Digital electronics assembly: 8.6 by 4.7 by 1.9 inches (22 by 12 by 5 centimeters) Calibration target: 3.9 by 3.9 by 2.7 inches (10 by 10 by 7 centimeters)
Data return	Approximately 148 megabits per sol, average
Color quality	Similar to that of a consumer digital camera (2-megapixel)
Image size	1600 by 1200 pixels maximum
Image resolution	Able to resolve between about 150 microns per pixel (0.15 millimeter or 0.0059 inch) and 7.4 millimeters (0.3 inches) per pixel depending on distance

Mastcam-Z Specifications

Source: MSSS/ASU

Additionally, LiDAR systems like the imager for Mars' Subsurface Experiment (RIMFAX) is a ground-penetrating radar that provides detailed

images of the subsurface structure of Mars. RIMFAX helps to identify geological layers, buried rocks, and potentially ice deposits by transmitting radio waves into the ground and analyzing the reflected signals. This instrument is particularly useful for understanding the stratigraphy of the landing site, which can reveal the planet's geological history and the presence of resources that could support future missions (Hamran et al., 2020).

Main job	To see geologic features under the surface with ground-penetrating radar
Location	The radar antenna is on the lower rear of the rover
Mass	Less than 6.6 pounds (3 kilograms)
Power	5 to 10 watts
Volume	7 by 4.7 by 2.4 inches (196 × 120 × 66 millimeters)
Data return	5 to 10 kilobytes per sounding location
Frequency range	150 to 1200 megahertz
Vertical resolution	As small as about 3 to 12 inches thick (15 to 30 centimeters)
Penetration depth	Greater than 30 feet (10 meters) deep depending on materials
Measurement interval	About every 4 inches (10 centimeters) along the rover track

RIMFAX Specifications

Source: NASA/JPL-Caltech

13.1.1.8 EVA Suits and Crew Systems

Mobility crew systems for space exploration are designed to facilitate the movement, safety, and efficiency of astronauts as they conduct missions on extraterrestrial surfaces like the Moon or Mars. One prominent system within NASA's portfolio is the Advanced Exploration Crew Mobility Systems Program, which includes several critical projects such as the Multi-Mission Space Exploration Vehicle (MMSEV), the advanced spacesuit with

Portable Life Support System (PLSS) for EVAs, and the suitport interface mechanism. The MMSEV is a versatile vehicle that can be configured for different missions, whether pressurized for human occupation or unpressurized for cargo and scientific instruments. The advanced spacesuit and PLSS are designed to provide astronauts with mobility, life support, and protection during EVAs (Lee, 2012) (Figure 13.3).

Astronauts rely on advanced space suits, such as the Extravehicular Mobility Unit (EMU) or more modern designs such as the Artemis III Prototype to move freely outside their spacecraft or habitat while managing a limited supply of oxygen. These space suits are highly engineered systems that provide life support, mobility, and protection. The PLSS supplies oxygen, removes carbon dioxide, and regulates temperature and humidity to ensure the astronaut's safety and comfort. It also circulates oxygen through the suit, maintaining the pressure and removing exhaled carbon dioxide through a rapid cycling amine system that scrubs CO_2 from the ventilation loop before reintroducing clean air back into the helmet (Paul et al., 2008). Traditional space suits use gas pressurization, which can restrict movement due to the stiffness of the suit. To overcome this, elastic materials are now being explored to improve flexibility and reduce the effort required for movement. For example, the development of an elastic glove pressurized at 0.65 atm allows astronauts to move their fingers with less force compared to non-elastic gloves, which can significantly enhance their dexterity and reduce fatigue during EVAs (Tanaka, 2014). The required pressure in a space suit to allow astronauts to move freely without the suit being too stiff involves a careful balance between maintaining sufficient pressure to avoid decompression sickness and ensuring mobility. Typically, the current EMU suits are pressurized to around 0.29 atm (4.3 psi or 29.6 kPa), which is significantly lower than the atmospheric pressure on Earth or inside the ISS. This lower pressure allows for greater flexibility and range of motion (Tanaka, 2014).



Figure 13.3 Extravehicular Mobility Unit (EMU).

Source: NASA/Public domain

Space suits also include integrated systems to monitor and manage the astronaut's metabolic workload. By using sensors to track oxygen consumption, carbon dioxide production, and heart rate, engineers can optimize the suit's performance and ensure the astronaut remains within safe operational limits. This real-time monitoring is crucial for maintaining the astronaut's health and preventing conditions like decompression sickness during long-duration missions (Kościelniak, 2007). The PLSS and other components must be robust and reliable. For instance, the suit's ventilation system is powered by small, energy-efficient fans that ensure a continuous airflow. These fans must operate effectively in a pure oxygen environment, requiring careful design and rigorous testing to meet safety standards (Paul et al., 2009).

The Astronaut Propulsion Unit (APU) which is another technology for crew mobility, often referred to as the Manned Maneuvering Unit (MMU), provides astronauts with the ability to move freely and perform tasks outside their spacecraft during spacewalks. The MMU is a self-contained backpack equipped with a propulsion system that allows astronauts to navigate in space without the need for tethers. This system operates by expelling nitrogen gas through a series of small thrusters, enabling precise control over movement in all directions. Hand controllers integrated into the unit allow astronauts to command these thrusters, making fine adjustments in position and orientation. This capability is essential for reaching hard-to-access areas and performing delicate tasks, such as satellite repairs and space station maintenance (Carpenter et al., 2015). The importance of the MMU extends beyond operational efficiency to enhancing safety during EVAs with zero gravity, unlike surface missions where it is not needed. In emergency situations, such as when an astronaut becomes untethered and drifts away from the spacecraft, the MMU provides a crucial means of rescue. It allows astronauts to reach and retrieve colleagues quickly and safely, significantly improving the likelihood of successful recoveries. This untethered mobility is vital for emergency scenarios and for enabling astronauts to perform more extensive and varied tasks without the constraints of tethers. The use of the MMU during the Space Shuttle program, particularly in missions like the 1984 retrieval and repair of the

Solar Maximum Mission satellite, demonstrated its effectiveness in enabling complex and high-stakes operations in space (Carpenter et al., 2015).

Recent advancements have led to the development of more compact and simplified versions of the MMU, such as the Simplified Aid for EVA Rescue (SAFER). SAFER is designed primarily as an emergency device, intended to be used if an astronaut becomes untethered during an EVA. It employs similar gas propulsion principles to the MMU but is more streamlined and lightweight, ensuring it can be easily carried and deployed without adding significant bulk or complexity to the astronaut's equipment. This innovation underscores NASA's commitment to continuously improving astronaut safety and operational capability during spacewalks by leveraging both historical knowledge and new technological advancements.

13.1.1.9 Multi-gravity Docking and Utilities Transfer

Docking systems used for habitats and mobility vehicles in space exploration are essential for transfers between two pressurized zones. The design of these systems is standardized by the International Docking System Standard (IDSS), a globally recognized framework for spacecraft docking adapters. It was developed by the ISS Multilateral Coordination Board, representing the partner organizations of the ISS: NASA, Roscosmos, JAXA, ESA, and the Canadian Space Agency. One of the key aspects of the IDSS is the standardization of measurements and interfaces to ensure compatibility and safety across different spacecraft and habitats. This standardization is critical for ensuring that docking mechanisms can securely connect pressurized space vehicles and habitats, as well as improve the design process like how architects and engineers use standard door/window sizes and details. The IDSS also includes provisions for various docking and berthing mechanisms that are essential for planetary exploration, particularly for pressurized rovers. These rovers, which allow astronauts to explore planetary surfaces while remaining in a pressurized environment, rely on robust docking ports to connect to habitats. This connection is facilitated through airlocks and docking ports, such as the habitat docking port, which serves as the interface between the rover and the habitat. The habitat docking port must be designed to accommodate

different docking scenarios, including direct human ingress and egress, scientific sample transfer, and vehicle refueling or servicing (Cohen, 2000).

Surface docking mechanisms are also critical in the development of modular habitat architectures for planetary bases. Concepts like the Mobitat, utilize docking systems that allow multiple habitat modules to connect and form a larger base. These modules can autonomously navigate and dock with each other on the planetary surface, creating a scalable and flexible habitat architecture. This capability is particularly important for long-term missions, where habitats need to be reconfigured or relocated based on mission requirements (Howe & Howe, 2005).

The IDSS provides detailed measurements and design specifications to ensure interoperability between various spacecraft. The IDSS' docking interface includes precise dimensions and tolerances to facilitate reliable and safe docking operations. It defines the docking hatch diameter as approximately 800 mm (31.4961 inches), which is intended to accommodate the anthropometric diversity of astronauts and ensure comfortable and safe passage. This diameter is designed to meet the needs of various mission profiles, ranging from low Earth orbit (LEO) missions to deep-space exploration missions.

The IDSS interface consists of several key components, including the soft capture system (SCS) and the hard capture system (HCS). The SCS is responsible for the initial capture of the docking vehicles and includes guide petals that align the docking rings of the active and passive spacecraft. These guide petals are spaced equally around the circumference of the soft capture ring, ensuring uniform engagement and stabilization of the docked spacecraft. The diameter of the SCS mating plane is specified to be 1200 mm, which facilitates the initial alignment and capture process. Once the soft capture is achieved, the HCS takes over in order to establish a rigid and pressure-tight connection. The HCS includes active and passive hooks, guide pins, and pressure seals. The interface also specifies the use of two concentric pressure seals that accommodate seal-on-seal mating, with a total seal adhesion force requirement of less than 900 N and a seal protrusion height in a free state above the HCS mating plane of no more than 2.1 mm.

The mechanical design of the docking mechanism also considers the load capacities, with specific limits for tension, compression, shear, bending, and torsion forces. For instance, the maximum design tension for the mechanical latch strikers in the SCS is specified as 3000 N, and the maximum compression force for the strikers is also 3000 N. These load limits are critical to ensuring the structural integrity and safety of the docking operation under various mission conditions. In addition to these mechanical specifications, the IDSS also outlines the environmental conditions that the docking interface must withstand, such as temperature variations and vacuum conditions. The materials and surface finishes are chosen to ensure low friction and high durability, which are essential for the smooth operation of the docking mechanisms.

13.1.2 Lunar Terrain Vehicles (LTVs)

Lunar terrain vehicles (LTVs) such as the concept developed by Lockheed Martin are designed to facilitate short-range to mid-range missions on the lunar surface. The LTVs are essential for enabling extensive exploration beyond the immediate vicinity of the lunar habitat. Unlike enclosed rovers, these LTVs feature open designs, requiring astronauts to wear space suits for protection. This design choice reduces the vehicle's weight and complexity but necessitates robust life support systems integrated into the astronauts' suits. LTVs typically should include solar panels mounted on top of the vehicle. These solar panels are crucial for powering the vehicle's systems and recharging onboard batteries. The structural design of the LTVs is another critical aspect. These vehicles often utilize a spaceframe chassis, which offers a good balance between strength, durability, and weight. The spaceframe design provides the necessary rigidity to support the vehicle and its payload while traversing the rugged lunar terrain. This chassis type is particularly advantageous because it allows for modularity and ease of repair, which are important considerations for long-term missions where resources for maintenance and repairs are limited. LTVs are equipped with various scientific instruments to support exploration and research. These instruments include spectrometers, drills, cameras, and other sensors that allow astronauts to conduct manual detailed geological surveys and analyze the lunar surface, unlike science rovers which sample and survey robotically. The primary functions of the LTVs include transporting astronauts and their equipment, supporting scientific investigations, and

serving as a mobile platform for various experiments. These vehicles usually do not include integrated life support systems within the vehicle itself; instead, they rely on the astronauts' space suits to provide life support. This approach simplifies the vehicle's design and reduces its mass, making it more efficient and easier to operate.

13.1.3 Pressurized Vehicles

The MMSEV by NASA, unlike open design vehicles, pressurized ones like this provide a sealed, life-supporting environment that allows astronauts to operate without space suits inside the vehicle. This pressurization is advantageous for long-range missions and reduces the need for frequent space suit donning and doffing, thus minimizing astronaut fatigue and maximizing productive work time. These vehicles usually include a docking port following international standards, which allows it to connect directly to a habitat or other pressurized modules. This feature enables the transfer of astronauts and samples between the vehicle and habitat without exposure to the external environment, enhancing safety and convenience. The docking capability ensures that astronauts can move between different pressurized spaces seamlessly, maintaining life-supporting conditions throughout their transfer. The transfer system is usually standardized throughout habitat and vehicle designs.

The MMSEV is equipped with various critical features, including comprehensive life support systems that regulate temperature, oxygen levels, and carbon dioxide removal, ensuring a habitable environment for extended periods. Additionally, the vehicle includes advanced radio communication systems, allowing for constant contact with mission control and other team members, improving coordinated operations and real-time problem-solving. For long-range missions, the MMSEV provides a livable space where astronauts can perform various tasks and conduct scientific research. The interior is designed to support a range of activities, using scientific instruments. Some designs for these types of vehicles might even include robotic assistance features, such as robotic arms, enabling the vehicle to collect samples or perform tasks without requiring astronauts to exit the vehicle.

In terms of navigation and sensor systems, the MMSEV is equipped with an array of sensors and autonomous navigation technologies. These systems

allow the vehicle to traverse complex terrains, avoid obstacles, and navigate accurately to predefined locations. The integration of these technologies ensures that the MMSEV can operate effectively in various lunar and Martian landscapes, providing reliable support for exploration missions. Regarding the structural design of pressurized vehicles, typically they can use a unibody chassis, which offers a good balance of strength, durability, and weight efficiency. The unibody design distributes load evenly and provides more rigid protection for the astronauts and their instruments.

13.1.4 Science Rovers

Science rovers are designed to explore planetary surfaces autonomously, collecting valuable data and samples to advance our understanding of other worlds without the need for human presence. These rovers are integral to missions on the Moon, Mars, and beyond, where they navigate, conduct scientific experiments, and relay findings back to Earth. The plate frame chassis design is widely adopted for these rovers due to its simplicity in attaching various scientific instruments and effectively protecting critical components within. This design enables easy integration of different sensors and tools, facilitating versatile scientific investigations. For example, the Curiosity rover was built to collect samples and conduct research autonomously (Figure 13.4). Equipped with a comprehensive suite of instruments, Curiosity includes three types of cameras (Mastcam, MAHLI, and MARDI), four types of spectrometers (APXS, ChemCam, SAM, and CheMin), two types of radiation detectors (RAD and DAN), an environmental sensor (REMS), and an atmospheric sensor. These instruments allow Curiosity to perform a wide range of scientific tasks, from analyzing soil and rock samples to measuring radiation levels and atmospheric conditions.



Figure 13.4 Mars Curiosity Rover rendered design, NASA.

Science rovers are essential because they can perform extensive surface missions that would be risky or impractical for astronauts. They can operate in harsh environments, endure extreme temperatures, and travel long distances to gather data from remote and inaccessible areas. For example, Curiosity's design allows it to traverse various terrains on Mars, conduct in-depth geological and atmospheric analyses, and provide continuous data over extended mission durations. The ability of these rovers to carry out both short and long-range missions autonomously reduces the need for human presence and the associated risks, making planetary exploration safer and more efficient (Probal et al., 2021). Moreover, rovers like the MERs, Spirit, and Opportunity, demonstrated the capability to cover significant ground on Mars, each equipped with identical scientific payloads to study the planet's geology and climate history. Their robust designs include six-wheeled mobility systems and advanced navigation cameras.

13.1.5 Logistics Vehicles

Logistics vehicles are critical in space exploration for transporting heavy payloads, cargo, and supplies to support various missions and the construction of long-term operational bases. These vehicles are designed to handle and deliver essential materials required for both manned and unmanned missions, ensuring that astronauts and equipment receive the necessary support for successful exploration and habitation of extraterrestrial environments. One example is the ATHLETE, developed by NASA's Jet Propulsion Laboratory. ATHLETE is specifically designed for transporting heavy cargo up to and habitats up to 450 kilograms (990 lb) on the lunar surface and potentially other planetary bodies. It utilizes a plate frame chassis, a robust structural design that provides a sturdy platform for heavy payloads. This chassis design supports the weight of the cargo and protects the vehicle's internal components, such as batteries and power supplies, from the heavy loads placed on top (Wilcox, 2011).

The ATHLETE vehicle is equipped with six legs, each featuring an individual suspension system that enhances its stability and cargo-handling efficiency. Each leg can move independently, allowing the vehicle to maintain balance and distribute weight evenly. It also uses an active

suspension system, which is more ideal for dynamic terrains. This capability ensures that the cargo is transported smoothly and without damage (Wilcox, 2009). Additionally, each of ATHLETE's limbs has multiple degrees of freedom, enabling the vehicle to walk over extreme terrains if necessary. The limbs can also act as general-purpose manipulators, equipped with quick-disconnect tool adapters that allow the attachment of various tools for drilling, gripping, or other tasks (Wilcox, 2012). ATHLETE's design also incorporates significant mass savings by using a minimalistic approach for the wheels and wheel actuators, focusing on nominal terrain capabilities and relying on the articulated limbs to manage extreme conditions. This design strategy not only reduces the overall weight of the vehicle but also enhances its mobility and functionality, making it a highly efficient logistics solution (Townsend et al., 2010).

13.1.6 Surface Construction Vehicles

Surface construction vehicles are essential for establishing bases on the Moon or Mars, facilitating the building of habitats and infrastructure necessary for long-term operations. One notable example is ICON's Olympus project, which is designed to construct large-scale structures using 3D-printing technology. The Olympus project employs a robust chassis design that can withstand the harsh environments and operational demands of extraterrestrial construction. The chassis is specifically built to protect internal components, such as batteries and power supplies, from the heavy loads and stresses encountered during construction tasks. The primary purpose of construction vehicles like those envisioned in the Olympus project is to autonomously build habitats and other infrastructure using local materials. The vehicles are equipped with advanced 3D-printing capabilities that can use in situ resources, such as lunar regolith or Martian soil, to create durable structures. This not only supports sustainable construction practices but also provides essential radiation shielding and thermal insulation for habitats (Khoshnevis et al., 2012).

In addition to 3D-printing vehicles, various types of construction machinery are necessary to establish a base on the Moon or Mars. These include excavators, bulldozers, and cranes, which are used for tasks such as site preparation, excavation, and assembling large structures. For example, lunar

base construction plans have proposed using small, autonomous bulldozers to move and pile up lunar soil for radiation shielding and habitat protection. These robots operate without explicit coordination, achieving complex tasks through cooperative behavior.

Furthermore, Vehicles like the ATHLETE demonstrate the versatility needed for such missions. ATHLETE can perform both mobility and construction tasks, utilizing its six articulated limbs to traverse rugged terrain and manipulate construction tools (Wilcox, 2012). This flexibility allows for efficient site preparation, structure assembly, and material handling. Surface construction vehicles are integral to the success of establishing permanent human outposts on the Moon and Mars. Projects like ICON's Olympus and versatile vehicles such as ATHLETE with its dual functionality exemplify the innovations in design and use necessary to build and sustain extraterrestrial bases.

REFERENCES

Adams, D., Criss, T., & Shankar, U., 2008. Passive Optical Terrain Relative Navigation Using APLNav. 2008 IEEE Aerospace Conference, pp. 1–9. 10.1109/AERO.2008.4526303.

Agarwal, S., Awasthi, P., Saatyaki, T., Kushwaha, M., & Jaiswal, V., 2020. Design analysis of spaceframe chassis for FSAE vehicle. *International Journal of Engineering Research & Technology*, 9. https://doi.org/10.17577/IJERTV9IS030522.

Alliss, R., & Felton, B., 2015. Characterization of atmospherics in Hawaii for free space optical communications. *2015 IEEE International Conference on Space Optical Systems and Applications (ICSOS)*, pp. 1–10. 10.1109/ICSOS.2015.7425072.

Asnani, V., Delap, D., & Creager, C., 2009. The development of wheels for the lunar roving vehicle. *Journal of Terramechanics*, 46, pp. 89–103. https://doi.org/10.1016/J.JTERRA.2009.02.005.

Bell, J., & et al., 2021. The Mars 2020 perseverance rover mast camera zoom (Mastcam-Z) multispectral, *Stereoscopic Imaging Investigation.*

Space Science Reviews, 217. https://doi.org/10.1007/s11214-020-00755-x.

Bhandari, P., Birur, G., Bame, D., Mastropietro, A., Miller, J., Karlmann, P., Liu, Y., & Anderson, K., 2013. *Performance of the Mechanically Pumped Fluid Loop Rover Heat Rejection System Used for Thermal Control of the Mars Science Laboratory Curiosity Rover on the Surface of Mars*. https://doi.org/10.2514/6.2013-3323.

Bhartia, R., & et al., 2021. Perseverance's scanning habitable environments with Raman and luminescence for organics and chemicals (SHERLOC) investigation. *Space Science Reviews*, 217. https://doi.org/10.1007/S11214-021-00812-Z.

Bielawski, R., & Radomska, A., 2020. *NASA Space Laser Communications System*, 6, pp. 51–62. 10.37105/sd.85.

Bluethmann, B., Herrera, E., Hulse, A., Figuered, J., Junkin, L., Markee, M., & Ambrose, R., 2010. An active suspension system for lunar crew mobility. 2010 IEEE Aerospace Conference, pp. 1–9. 10.1109/AERO.2010.5446895.

Bugga, R., & Brandon, E., 2020. Energy storage for the next generation of robotic space exploration. *The Electrochemical Society Interface*, 29, pp. 59–63. https://doi.org/10.1149/2.f08201if.

Carpenter, M., Jackson, K., Cohanim, B., Duda, K., Dopart, C., Rize, J., Sheerin, T., & Hoffman, J., 2015. Operator evaluation of a Mobility-Augmenting Jetpack with Integrated control-moment gyroscopes. 2015 IEEE Aerospace Conference, pp. 1–12. 10.1109/AERO.2015.7118916.

Cohen, M., 2000. *Pressurized Rover Airlocks*. https://doi.org/10.4271/2000-01-2389.

Cykhotsky, V., Sementsov, A., Grigoriev, Y., Prokhorov, Y., Gorbenko, G., Malukhin, C., & Ganja, E., 2008. Development and analysis of control methods of the International Space Station "ALPHA" *Russian Segment Central Two-Phase Thermal Control System parameters*, 458, pp. 848–853. https://doi.org/10.1063/1.57706.

Denny, J., Veale, K., Adali, S., & Leverone, F., 2018. Conceptual design and numerical validation of a composite monocoque solar passenger vehicle chassis. *Engineering Science and Technology, an International Journal* https://doi.org/10.1016/J.JESTCH.2018.07.014.

Dixon, J., 2010. Energy storage for electric vehicles. *2010 IEEE International Conference on Industrial Technology*, pp. 20–26. 10.1109/ICIT.2010.5472647.

Duffy, K., Padula, S., & Scheiman, D., 2008. *Damping of High-Temperature Shape Memory Alloys*, p. 6929. 10.1117/12.776288.

Farhadi, M., & Mohammed, O., 2016. Energy storage technologies for high-power applications. *IEEE Transactions on Industry Applications*, 52, pp. 1953–1961. https://doi.org/10.1109/TIA.2015.2511096.

Fuchs, E., Field, F., Roth, R., & Kirchain, R., 2008. Strategic materials selection in the automobile body: economic opportunities for polymer composite design. *Composites Science and Technology*, 68, pp. 1989–2002. https://doi.org/10.1016/J.COMPSCITECH.2008.01.015.

Genta, G., & Pizzamiglio, C., 2016. Testing of planetary rover wheels: Design and setup of a testing machine. 2016 IEEE Metrology for Aerospace (MetroAeroSpace), pp. 43–48. 10.1109/METROAEROSPACE.2016.7573183.

Hamran, S., Paige, D., Amundsen, H., Berger, T., Brovoll, S., Carter, L., Damsgård, L., Dypvik, H., Eide, J., Eide, S., Ghent, R., Helleren, Ø., Kohler, J., Mellon, M., Nunes, D., Plettemeier, D., Rowe, K., Russell, P., & Øyan, M., 2020. Radar imager for Mars' subsurface experiment–RIMFAX. *Space Science Reviews*, 216. https://doi.org/10.1007/s11214-020-00740-4.

Hesar, S., Parker, J., Leonard, J., McGranaghan, R., & Born, G., 2015. Lunar far side surface navigation using linked autonomous interplanetary satellite orbit navigation (LiAISON). *Acta Astronautica*, 117, pp. 116–129. https://doi.org/10.1016/J.ACTAASTRO.2015.07.027.

Howe, A., & Howe, J., 2005. *Plug-in Hardware Concepts for Mobile Modular Surface Habitats*. https://doi.org/10.2514/6.2005-2673.

Hübner, M., & Gottwald, F., 2015. Integration of modularized battery technology into a stationary storage for electric vehicles, pp. 1283–1294. 10.1007/978-3-658-08844-6_89.

Hwu, S., Desilva, K., & Jih, C., 2013. Terahertz (THz) wireless systems for space applications. 2013 IEEE Sensors Applications Symposium Proceedings, pp. 171–175. 10.1109/SAS.2013.6493580.

Khoshnevis, B., Carlson, A., Leach, N., & Thangavelu, M., 2012. Contour Crafting Simulation Plan for Lunar Settlement Infrastructure Build-Up, pp. 1458–1467. 10.1061/9780784412190.155.

Kościelniak, A., 2007. *Development and Testing of a Metabolic Workload Measurement System for Space Suits*. https://doi.org/10.4271/2007-01-3212.

Lee, M., 2012. Advanced Exploration Crew Mobility Systems Program. https://doi.org/10.2514/6.2012-5205.

Lukic, S., Cao, J., Bansal, R., Rodriguez, F., & Emadi, A., 2008. Energy storage systems for automotive applications. *IEEE Transactions on Industrial Electronics*, 55, pp. 2258–2267. https://doi.org/10.1109/TIE.2008.918390.

Malla, R., & Brown, K., 2015. Determination of temperature variation on lunar surface and subsurface for habitat analysis and design. *Acta Astronautica*, 107, pp. 196–207. https://doi.org/10.1016/J.ACTAASTRO.2014.10.038.

Mangialardo, M., Jurado, M., Hagan, D., Giordano, P., Zoccarato, P., & Ventura-Traveset, J., 2022. Autonomous Navigation For Moon Missions: A Realistic Performance Assessment, Considering Earth GNSS Signals And LCNS Constellation. 2022 10th Workshop on Satellite Navigation Technology (NAVITEC), pp. 1-11. 10.1109/navitec53682.2022.9847542.

Mastropietro, A., Beatty, J., Kelly, F., Birur, G., Bhandari, P., Pauken, M., Illsley, P., Liu, Y., Bame, D., & Miller, J., 2010. *Design and Preliminary Thermal Performance of the Mars Science Laboratory Rover Heat Exchangers*. https://doi.org/10.2514/6.2010-6194.

Maurice, S., & et al., 2021. The SuperCam instrument suite on the Mars 2020 rover: Science objectives and mast-unit description. *Space Science Reviews*, 217. https://doi.org/10.1007/S11214-021-00807-W.

Mercer, C., Jankovsky, A., Reid, C., Miller, T., & Hoberecht, M., 2013. *Energy Storage Technology Development for Space Exploration*. https://doi.org/10.2514/6.2010-8709.

Michaud, S., Gibbesch, A., Thüer, T., Krebs, A., Lee, C., Despont, B., Schäfer, B., & Slade, R., 2008. *Development of the ExoMars Chassis and Locomotion Subsystem*. https://doi.org/10.3929/ETHZ-A-010034575.

Ossiander, E., Koepsell, T., & McKnight, B., 2014. Crash fatality risk and unibody versus body-on-frame structure in SUVs. *Accident; Analysis and Prevention*, 70, pp. 267–72. https://doi.org/10.1016/j.aap.2014.03.019.

Paul, H., Jennings, M., & Vogel, M., 2009. *Fan Performance Testing and Oxygen Compatibility Assessment Results for Future Space Suit Life Support Systems*. https://doi.org/10.4271/2009-01-2448.

Paul, H., Waguespack, G., Conger, B., & Paul, T., 2008. *Helmet Exhalation Capture System (HECS) Sizing Evaluation for an Advanced Space Suit Portable Life Support System*. 10.4271/2008-01-2117.

Porru, M., Serpi, A., Marongiu, I., & Damiano, A., 2015. A novel hybrid energy storage system for electric vehicles. IECON 2015 - 41st Annual Conference of the IEEE Industrial Electronics Society, pp. 003732–003737. 10.1109/IECON.2015.7392682.

Pranav, V., Kumar, K., Nair, A., & Udupa, G., 2020. Design and manufacture of octagonal rover for space exploration. *2020 4th International Conference on Automation, Control and Robots (ICACR)*, pp. 48–52. 10.1109/ICACR51161.2020.9265497.

Probal, I., Hamim, F., Islam, M., & Siddik, M., 2021. Mars rover and its strategic implementation. *2021 International Conference on Information and Communication Technology for Sustainable Development (ICICT4SD)*, pp. 215–219. 10.1109/ICICT4SD50815.2021.9396853.

Schwanbeck, E., & Dalton, P., 2019. International Space Station Lithium-ion Batteries for Primary Electric Power System. 2019 European Space Power Conference (ESPC), pp. 1–1. 10.1109/espc.2019.8932009.

Seong, H., Brandon, E., Jones, J., Billings, K., Pasalic, J., Ruiz, J., & Lin, R., 2022. Methods for evaluating Li/CFx primary cell performance and depth-of-discharge. *ECS Meeting Abstracts*. https://doi.org/10.1149/ma2022-022104mtgabs.

Shenvi, M., Gorantiwar, A., Sandu, C., & Taheri, S., 2023. Vibration characteristics and control algorithms for semi-active suspension of space exploration vehicles. *SAE Technical Paper Series*. https://doi.org/10.4271/2023-01-1064.

Spiegel, S., Sun, J., & Zhao, J., 2023. A shape-changing wheeling and jumping robot using tensegrity wheels and bistable mechanism. *IEEE/ASME Transactions on Mechatronics*, 28, pp. 2073–2082. https://doi.org/10.1109/TMECH.2023.3276933.

Srinivasan, D., Perry, M., Fielhauer, K., Smith, D., & Zuber, M., 2007. The radio frequency subsystem and radio science on the MESSENGER mission. *Space Science Reviews*, 131, pp. 557–571. https://doi.org/10.1007/S11214-007-9270-7.

Stebner, A., Padula, S., Noebe, R., Lerch, B., & Quinn, D., 2009. Development, characterization, and design considerations of Ni19. 5Ti50. 5 Pd25Pt5 high-temperature shape memory alloy helical actuators. *Journal of Intelligent Material Systems and Structures*, 20, pp. 2107–2126. https://doi.org/10.1177/1045389X09347018.

Sun, Y., Li, Z., Shahidehpour, M., & Ai, B., 2015. Battery-based energy storage transportation for enhancing power system economics and security. *IEEE Transactions on Smart Grid*, 6, pp. 2395–2402. https://doi.org/10.1109/TSG.2015.2390211.

Tanaka, K., 2014. Development and evaluation of a glove for extravehicular activity space suit without prebreathing. *Journal of Ergonomics*, 2014, pp. 1–5. https://doi.org/10.4172/2165-7556.S2-002.

Townsend, J., Biesiadecki, J., & Collins, C., 2010. ATHLETE mobility performance with active terrain compliance. 2010 IEEE Aerospace Conference, pp. 1–7. 10.1109/AERO.2010.5446992.

Vaish, K., Rajesh, S., Pasupatheeswaran, K., Parashar, A., & Chaturvedi, J., 2014. Design and Autonomous Control of the Active Adaptive Suspension System Rudra Mars Rover. ArXiv, abs/1407.5197. https://doi.org/10.14257/IJHIT.2014.7.3.24.

Vazquez, S., Lukic, S., Galván, E., Franquelo, L., & Solís, J., 2010. Energy storage systems for transport and grid applications. *IEEE Transactions on Industrial Electronics*, 57, pp. 3881–3895. https://doi.org/10.1109/TIE.2010.2076414.

Wang, T., Post, M., & Tyrrell, A., 2022. Articulating resilience: Adaptive locomotion of wheeled tensegrity robot. *Electronics*. https://doi.org/10.3390/electronics11040666.

Wilcox, B., 2008. ATHLETE: An Option for Mobile Lunar Landers. 2008 IEEE Aerospace Conference, pp. 1–8. 10.1109/AERO.2008.4526511.

Wilcox, B., 2009. ATHLETE: A cargo and habitat transporter for the moon. 2009 IEEE Aerospace conference, pp. 1–7. 10.1109/AERO.2009.4839568.

Wilcox, B., 2011. ATHLETE: A cargo-handling vehicle for solar system exploration. 2011 Aerospace Conference, pp. 1–8. 10.1109/AERO.2011.5747494.

Wilcox, B., 2012. ATHLETE: A limbed vehicle for solar system exploration. 2012 IEEE Aerospace Conference, pp. 1–9. 10.1109/AERO.2012.6187269.

Wilson, M., Cole, H., Rector, T., Steele, J., & Varsik, J., 2011. International Space Station (ISS) internal active thermal control system (IATCS) new biocide selection, *Qualification and Implementation*. https://doi.org/10.2514/6.2011-5006.

Xie, M., & Burger, J., 2016. Thermal conditions on the International Space Station: Effects of operations of the station main radiators on the alpha

magnetic spectrometer. *Nuclear Instruments & Methods in Physics Research Section A-accelerators Spectrometers Detectors and Associated Equipment*, 815, pp. 50–56. https://doi.org/10.1016/J.NIMA.2016.01.048.

OceanofPDF.com

Chapter 14
Resource Management Technologies

Environmental sustainability in space architecture focuses on designing habitats that use resources efficiently, minimize waste, and support human life in a closed-loop system. These principles are essential for creating self-sustaining habitats while ensuring the well-being of their inhabitants. In space, resources such as water, oxygen, and building materials are extremely limited. Efficient management and recycling of these resources are vital for the survival of space habitats and their occupants (Ragheb et al., 2016).

Due to high costs and logistical challenges, space habitats cannot rely on constant resupply missions from Earth. Therefore, they must be designed to be self-sufficient, leveraging advanced technologies to recycle and regenerate essential resources (Tzourmakliotou, 2012). Just as on Earth, sustainable practices in space can reduce the ecological footprint of human activities, preserving extraterrestrial environments and preventing space debris accumulation (Frighi & Kolisnychenko, 2022). Closed-loop life support systems (CLLSS) are designed to recycle air, water, and waste within the habitat, ensuring a continuous supply of essential elements by converting waste products into reusable resources. (Syam et al., 2023).

Equally important is the concept of resource recycling and reuse. Technologies that enable the purification and reuse of water, the recycling of breathable air, and the repurposing of materials help create a sustainable living environment. This approach reduces dependency on new resources and minimizes waste production. Energy efficiency is another critical aspect of sustainable space habitats. Ensuring the long-term operation of life support systems and other essential technologies requires the utilization of renewable energy sources, such as solar power, and the implementation of energy-saving designs. These measures can significantly reduce the energy footprint of space habitats, making them more viable for extended missions.

14.1 CLOSED-LOOP LIFE SUPPORT SYSTEMS

Closed-loop life support systems (CLLSS) are designed to recycle air, water, and waste to create a self-sustaining environment that supports human life. There are several types of CLLSS, each with unique technical aspects and operational methods.

One prominent example of a CLLSS is the Micro-Ecological Life Support System Alternative (MELiSSA), a long-term technology program initiated by the European Space Agency (ESA) to create autonomous habitats for deep space missions. MELiSSA focuses on supplying astronauts with fresh air, water, and food through continuous microbial recycling of human waste. MELiSSA is conceived as a closed-loop system, consisting of several interconnected compartments, each performing a specific function. These compartments are designed to work together to ensure the recycling and regeneration of essential resources. For instance, one of the key compartments is an air-lift photobioreactor that uses cyanobacteria, specifically *Limnospira indica* (formerly Arthrospira sp.), to produce oxygen and consume carbon dioxide while generating edible biomass (Alemany et al., 2019). The MELiSSA loop includes a nitrifying packed-bed bioreactor that utilizes specific bacteria like *Nitrosomonas europaea* and *Nitrobacter winogradsky* to process nitrogenous wastes, converting ammonia into nitrate, which can be used as a nutrient for plants (Garcia-Gragera et al., 2021). This system demonstrates high robustness and reliability, particularly in its oxygen-producing and consuming compartments, which are critical for maintaining life support functions under both transitory and steady-state conditions (Figure 14.1).

In addition to microbial processes, MELiSSA also incorporates higher plants for their roles in air revitalization, water recovery, and food production. Higher plants, such as soybean and lettuce, are integral to these systems due to their ability to photosynthesize, which converts carbon dioxide into oxygen and biomass. Soybean, for example, has been extensively studied for its high nutritional value and its ability to thrive in soilless (hydroponic) cultivation systems. The selection of suitable soybean cultivars for bioregenerative life support systems (BLSS) has involved rigorous testing and evaluation to ensure optimal growth and productivity in

controlled environments (Paradiso et al., 2014). A significant challenge for MELiSSA is the efficient recovery and recycling of nutrients, particularly nitrogen, from waste streams. The integration of bioregenerative processes, such as those involving *Rhodospirillum rubrum* for carbon and nitrogen metabolism, has been shown to be effective under spaceflight conditions. Studies have demonstrated that microbial strains can survive and function after exposure to the space environment, validating the feasibility of essential conversions in the MELiSSA loop (Ilgrande et al., 2019). The continuous controlled operation and modeling of the MELiSSA system are crucial for understanding and optimizing its performance. For example, the integration of an air-lift photobioreactor and a rat isolator (as a mock crew) has been successfully tested, with results showing excellent model performance in terms of oxygen concentration and overall system stability (Alemany et al., 2019).

Figure 14.1 Prototype of MELiSSA.

Source: NASA

A key example of a closed-loop BLSS is the “Lunar Palace 1” (LP1), an experimental facility designed to test and develop BLSS for long-term human survival on the Moon and other extraterrestrial bodies. This facility has conducted several key experiments to demonstrate the viability and efficiency of BLSS in a closed environment.

One of the most notable experiments conducted in LP1 was a 370-day high-closure integrated experiment known as the “Lunar Palace 365”. This experiment involved eight volunteers divided into two groups, who stayed in the facility for different phases: the first group stayed for 60 days, the second group for a record-breaking 200 days, and then the first group re-entered for another 105 days. The results demonstrated that the BLSS had excellent stability with a material closure degree of 98.2%. The system efficiently controlled levels of oxygen, and carbon dioxide, and traced harmful gasses within optimal ranges for both crew health and plant production (Fu et al., 2021). The experiment also showed that plant production in the LP1 could fully meet the crew's need for plant-based food. The system managed to purify domestic and sanitary wastewater up to irrigation standards, and achieved impressive recovery rates for urine and solid waste, at 99.7% and 67%, respectively. These results highlight the robustness and efficiency of the bioregenerative life support system in managing resources and maintaining a stable environment (Fu et al., 2021).

Water recycling is a critical component of BLSS, and LP1 has demonstrated significant advancements in this area. During a 105-day experiment, technologies such as activated carbon absorption, ultrafiltration, and reduced pressure distillation were used to purify condensate water, sanitary and kitchen wastewater, and urine. The results showed that these methods could achieve 100% regeneration of water inside the LP1, meeting the stringent standards for drinking water quality. The treatment capacity for sanitary and kitchen wastewater was substantial, and the recovery efficiency for nitrogen from urine was about 20.5%, showcasing the system's capability to recycle essential resources effectively (Xie et al., 2017). Solid waste management is another crucial aspect of the LP1's BLSS. The facility has successfully demonstrated the use of microbial fermentation to process

solid waste, including human and mealworm feces, and wheat straw. The microbial community in the system varied significantly over time, indicating selective enrichment during the 105-day process. This approach not only helped in managing waste but also contributed to maintaining the balance of gasses by controlling CO_2 levels through temperature adjustments in the bio converter (Liu et al., 2020).

Another important aspect of BLSS is the inclusion of microalgae, such as *Chlorella vulgaris*, which play a crucial role in maintaining the balance of gasses within the system. Microalgae are capable of rapid growth and can effectively regulate CO_2 and O_2 levels, compensating for any imbalances that might occur due to fluctuations in the respiration and photosynthesis rates of higher plants and other organisms within the system (Li et al., 2013). This makes them an invaluable component in maintaining the stability and functionality of BLSS. Aquatic bioregenerative systems, which incorporate microcrustaceans such as *Daphnia magna* and ostracods, are also being explored for their potential in BLSS. These organisms act as key players in linking autotrophic producers like algae to higher trophic levels, such as fish. They contribute to nutrient cycling and waste processing within the system, thereby supporting a balanced and sustainable ecosystem (Fischer et al., 2016).

Another approach to closed-loop life support involves the use of advanced physical–chemical processes. NASA's Advanced Exploration Systems (AES) Life Support Systems project focuses on developing technologies for air and water reclamation. This project aims to create reliable, energy-efficient, and low-mass systems essential for enabling human missions beyond low Earth orbit (LEO). The AES Life Support Systems project addresses several key areas: architecture and systems engineering for life support systems, environmental monitoring, air revitalization, and wastewater processing and water management (Meyer & Schneider, 2018). The architecture and systems engineering efforts focus on defining life support system architectures for different space mission classes, ensuring that all components integrate well and testing is representative of destination environments. This comprehensive approach is vital for maintaining the reliability and functionality of life support systems during extended missions (Shull & Schneider, 2016).

Environmental monitoring is another critical focus area. In enclosed spacecraft, the environment can become compromised due to the constant operation of complex machinery and various experiments. The AES project develops onboard analysis capabilities to replace the need to return air and water samples to Earth for analysis. This advancement ensures real-time monitoring and immediate response to potential environmental hazards (Sargusingh et al., 2015). Air revitalization encompasses carbon dioxide removal, oxygen generation and recovery, and trace contamination and particulate control. The CO_2 removal and associated air drying development efforts focus on improving the current state-of-the-art technology on the International Space Station (ISS) and assessing the viability of other sorbents and technologies available in academia and industry. For oxygen generation, the goal is to recover oxygen from metabolic CO_2 and recycle it back to the cabin environment. Current systems aboard the ISS generate or recover approximately 40% of the required oxygen, but exploration missions need this percentage to be significantly increased (Shull & Schneider, 2016). Wastewater processing and water management are crucial for long-duration missions. Current space station systems distill urine and wastewater to recover water at approximately 74% efficiency. For missions further into deep space, this recovery rate must be greatly increased to reduce dependency on resupply missions from Earth. Advanced technologies aim to improve the efficiency and reliability of water recovery systems (WRS), ensuring a sustainable water supply for astronauts (Howard et al., 2016).

14.2 RESOURCE RECYCLING AND REUSE

Advanced and innovative recycling and reuse technologies contribute to sustainability by minimizing waste and maximizing the use of available resources with greater efficiency. These systems ensure that habitats can support human life for extended periods without depleting essential resources or causing too much environmental degradation. Some sustainable practices in space also have the potential to set a precedent for resource management on Earth, showcasing innovative solutions to global challenges (Pickett et al., 2020).

Innovations in water recovery, such as membrane-biological reactors and reduced pressure distillation, provide highly efficient purification methods that are essential for maintaining a clean and continuous water supply. Similarly, advancements in air revitalization technologies, such as solid amine-based CO_2 scrubbers and photobioreactors with microalgae, ensure a balanced atmospheric composition, crucial for human health and comfort. Innovations in solid waste processing, including microbial fermentation and thermal degradation methods like pyrolysis and gasification, not only reduce waste volume but also convert waste into valuable resources. These technologies exemplify how cutting-edge research can be applied to solve the unique challenges of space habitation, enhancing the sustainability and self-sufficiency of space habitats (Caraccio et al., 2013).

Technologies that ensure the continuous regeneration of essential resources are indispensable as they enable habitats to support human life independently of Earth. Implementing advanced recycling and reuse technologies in space habitats not only addresses environmental concerns but also provides significant economic benefits. By reducing the need for frequent resupply missions, these technologies lower the overall cost of space exploration which is further enhanced by technological advancement leading because of greater efficiency in sustainability systems. Additionally, they mitigate the environmental impact of space missions by minimizing waste and promoting the sustainable use of resources (Wignarajah et al., 2010).

14.2.1 Water Recovery and Management

NASA's Urine Processor Assembly (UPA) plays a critical role in the WRS aboard the ISS. The primary function of the UPA is to recover water from astronaut urine, thus reducing the need for resupply missions and supporting long-duration space missions. This system utilizes a combination of physical, chemical, and mechanical processes to achieve high levels of water recovery and ensure the water is safe for reuse.

Figure 14.2 Urine Processor Assembly (UPA).

Source: NASA/Public domain

The process begins with the collection of urine in the Pretreat Tank, where the urine is mixed with a pretreatment solution. This solution typically contains sulfuric acid and Oxone, which help prevent the growth of microbes and reduce the formation of scale by keeping the calcium and other minerals in a dissolved state (Volpin et al., 2020) (Figure 14.2).

Once pretreated, the urine is transferred to the distillation assembly (DA), the core component of the UPA. The DA operates under a vacuum to lower the boiling point of water, allowing the urine to be heated and vaporized at lower temperatures. The DA consists of a rotating drum partially filled with the urine solution. As the drum rotates, the liquid spreads out into a thin film, increasing the surface area for evaporation. During this process, the original organics, salts, and minerals in the urine become more concentrated, resulting in a brine solution that is highly toxic and must be managed carefully to avoid exposure to the crew.

The water vapor produced in the DA is then drawn into a condenser, where it cools and condenses back into liquid form. This condensed water is collected and passed through a series of filtration systems to remove any remaining impurities. These systems include multifiltration beds and catalytic reactors, which further purify the water by removing volatile organic compounds and other contaminants (Volpin et al., 2020).

The remaining brine, which contains the concentrated waste products left after the water has been evaporated, is then managed by the Recycle Filter Tank Assembly (RFTA), which collects the concentrated brine solution. This tank must be replaced regularly to maintain the system's functionality. To reduce the frequency of replacements and the need for resupply, NASA has developed the Advanced FFTA (ARFTA). The ARFTA is designed to improve the overall efficiency and sustainability of the UPA by being reusable unlike the original RFTA (Link et al., 2010).

The ARFTA's primary function is to collect and process the brine solution, a byproduct of the UPA's initial water extraction process from astronaut urine. The system is designed to manage this brine more effectively, allowing for greater water recovery and reducing the need for frequent maintenance and resupply missions from Earth.

The ARFTA operates by using metal bellows that can be emptied while in orbit. This design allows the brine to be transferred to existing waste tanks

aboard the ISS without manual handling. This process involves compressing and expelling the brine, significantly reducing its volume and making it easier to store and manage. This method enhances the overall efficiency of the water recovery process and extends the operational lifespan of the ARFTA, reducing the frequency of tank replacements (Link et al., 2010). One of the significant advancements of the ARFTA over the original RFTA is its ability to be emptied and reused. The ARFTA incorporates advanced materials and coatings that resist fouling and scaling, ensuring continuous and reliable operation.

The ARFTA's design improvements also focus on reducing the physical space and weight associated with handling brine containers. The ARFTA's ability to compress and expel brine reduces the need for large, bulky containers, thereby saving valuable space and reducing the overall payload weight.

One of the challenges encountered with the UPA is the formation of calcium sulfate (gypsum) precipitates within the DA. This occurs because, under typical operating conditions, calcium and sulfate ions in the urine can reach supersaturation levels, leading to the precipitation of gypsum. This issue has caused failures and necessitated the replacement of the DA on several occasions. To address this problem, NASA has developed the Distiller Calcium Limiter (DCaL) system, which uses electrodialysis to remove calcium ions from the urine before it enters the DA. This process helps to prevent the formation of calcium-based scale and ensures the continued efficiency of the water recovery process (Shaw et al., 2013).

The technical operation of the DCaL begins with the pretreatment of urine using a combination of sulfuric acid and Oxone. This pretreatment step stabilizes the urine and prevents the precipitation of calcium and other minerals, which are primary contributors to scaling. Following pretreatment, the urine is passed through the electrodialysis unit. Electrodialysis is a process where ions are transported through ion-exchange membranes from one solution to another under the influence of an applied electric field. In the DCaL, this process specifically targets calcium ions (Ca^{2+}) to remove them from the urine stream before it undergoes distillation. The electrodialysis unit consists of a series of alternating cation and anion exchange membranes, creating compartments that selectively allow the passage of ions while retaining other components of the urine.

As the urine passes through the electrodialysis stack, the applied electric field causes the calcium ions to migrate through the cation exchange membranes into the adjacent compartments. These ions are then removed from the main urine stream, effectively reducing the concentration of calcium in the solution. The calcium-depleted urine then proceeds to the vacuum distillation unit. Because the concentration of calcium has been significantly reduced, the risk of gypsum scale formation during the distillation process is minimized. This ensures a more efficient evaporation of water from the urine, leading to higher water recovery rates and less maintenance for the distillation equipment.

The residual brine, now containing lower concentrations of calcium, is managed more effectively, reducing the frequency of maintenance and replacement of the distillation components. This is critical in the microgravity environment of the ISS, where frequent manual interventions are challenging and resource-intensive. The implementation of the DCaL has proven effective in maintaining the efficiency of the UPA by preventing calcium scaling. This system enhances the overall sustainability of water recovery operations on the ISS, ensuring that astronauts have a reliable supply of clean water for extended missions. By addressing one of the key challenges in the water recovery process, the DCaL contributes significantly to the feasibility of long-duration space exploration (Shaw et al., 2013).

NASA's Brine Processor Assembly (BPA) is an advanced water recovery technology designed to enhance the efficiency of water reclamation systems on the ISS. The BPA's primary function is to treat the brine produced by the UPA, converting it into usable water and significantly improving overall water recovery rates. The BPA operates by processing the brine—concentrated waste left over after the initial water recovery from urine. The system employs a combination of evaporation and condensation processes to extract additional water from the brine. This method involves heating the brine under reduced pressure, causing the water to evaporate. The vapor is then condensed and collected as purified water. The remaining solid waste, or brine concentrate, is significantly reduced in volume, making it easier to store and manage (Volpin et al., 2020).

One of the key innovations in the BPA is its ability to handle the high salt content and other impurities found in the brine. This capability ensures that the system can continuously operate without frequent maintenance or

replacement of components. The BPA incorporates advanced materials and coatings that resist fouling and scaling, common issues in high-salinity environments (Lindeboom et al., 2020). This design enhancement is crucial for maintaining the system's efficiency and reliability over extended periods.

Another challenge addressed by the BPA is the need for a compact and energy-efficient design. Space habitats have limited room and power availability, so the BPA is engineered to maximize water recovery while minimizing energy consumption and physical footprint. The integration of the BPA into the ISS's WRS represents a significant step forward in creating sustainable life support systems for future space exploration missions (Volpin et al., 2020).

The operational benefits of the BPA are substantial. By processing the brine from the UPA, the BPA can recover up to 85% of the water from the brine, which would otherwise be wasted. This increased efficiency reduces the need for water resupply from Earth, making long-term missions more feasible and sustainable (Meyer & Schneider, 2018). The BPA's ability to handle various waste streams and its robustness in the face of high contaminant loads make it a vital component of NASA's life support systems.

14.2.2 Carbon Dioxide Recycling and Oxygen Production

The Sabatier reactor is an essential technology used by NASA for carbon dioxide recycling and oxygen production on the ISS. This reactor facilitates the Sabatier reaction, a chemical process that converts carbon dioxide (CO_2) and hydrogen (H_2) into methane (CH_4) and water (H_2O). Here is a technical explanation of how the Sabatier reactor works.

The process begins with the introduction of carbon dioxide and hydrogen into the reactor. These gasses are typically sourced from the byproducts of human respiration (CO_2) and the electrolysis of water (H_2). The Sabatier reaction is highly exothermic, meaning it releases a significant amount of heat. This reaction occurs according to the following chemical equation:

$$CO_2 + 4H_2 \rightarrow CH_4 + 2H_2O + heat$$

Inside the reactor, the gasses pass over a catalyst, usually made of ruthenium (Ru) or nickel (Ni) supported on alumina (Al_2O_3). The catalyst facilitates the reaction by lowering the activation energy required for the conversion of CO_2 and H_2 into CH_4 and H_2O. The choice of catalyst and its preparation are crucial for ensuring high efficiency and longevity of the reactor (Moioli et al., 2019).

One of the primary challenges in the Sabatier reaction is the management of the heat generated. The exothermic nature of the reaction can lead to hot spots within the reactor, which can degrade the catalyst and reduce its efficiency. To address this, the reactor design often includes advanced heat management techniques, such as internal cooling systems or heat exchangers that remove excess heat and maintain optimal reaction temperatures. For instance, molten salt-cooled packed bed reactors are used to achieve efficient heat removal, ensuring the catalyst operates within a safe temperature range and prolonging its lifespan (Sun et al., 2017). The produced methane (CH_4) can be vented or used as a potential energy source, while the water (H_2O) is condensed and collected. This water is then electrolyzed to produce oxygen (O_2) and hydrogen (H_2), closing the loop for oxygen production. The hydrogen produced in this step can be recycled back into the Sabatier reactor, making the process highly efficient and sustainable for long-duration space missions. Moreover, the reactor's design must ensure efficient mixing of the reactants and optimal contact with the catalyst. This is often achieved through the use of microchannel reactors or other configurations that enhance gas flow and maximize surface area contact between the gasses and the catalyst (Engelbrecht et al., 2017).

NASA's Carbon Dioxide Scrubber is another critical component of the Environmental Control and Life Support System (ECLSS) on the ISS, designed to remove CO_2 from the cabin air and maintain a breathable atmosphere. The operation of this scrubber involves several stages, utilizing advanced materials and processes to ensure efficient CO_2 removal (Figure 14.3).

The primary technology used in NASA's CO_2 scrubbers is the Four Bed Carbon Dioxide Scrubber (4BCO2) as shown in the image above. This system comprises four distinct beds filled with a CO2-sorbent material that adsorbs CO_2 from the air. The process begins with the air being drawn into the scrubber by a blower, which passes the air through a desiccant bed. This bed removes moisture from the air, which is crucial because the sorbent material works more effectively when dry (Hawkins et al., 2021). After moisture removal, the dry air is directed through two beds of CO2-sorbent material. The sorbent typically consists of a zeolite or a similar material that has a high affinity for CO_2. As the air flows through these beds, the CO_2 molecules are adsorbed onto the surface of the sorbent. Over time, the sorbent beds become saturated with CO_2, requiring regeneration to restore their capacity. This regeneration process involves heating the beds to release the adsorbed CO_2, which is then vented into space. The scrubber alternates between adsorption and regeneration cycles to ensure continuous CO_2 removal from the cabin air (Volpin et al., 2020).

Figure 14.3 CO_2 Scrubber (4BCO2) Unit.

Source: NASA/Fred Deaton/Public domain

The 4BCO2 also includes a desiccant regeneration cycle. After passing through the CO_2 sorbent beds, the air, now free of CO_2, passes through another desiccant bed to remove any residual moisture. This desiccant is then regenerated by reversing the airflow and heating it, releasing the moisture back into the cabin atmosphere in a controlled manner. One of the significant challenges in the operation of the 4BCO2 system is maintaining the efficiency of the sorbent material and managing the heat generated during the adsorption and regeneration cycles. The system uses a magnetically levitated blower, which provides the necessary airflow through the CO_2-sorbent beds and desiccant beds while minimizing contamination and wear. The magnetic bearings in the blower reduce friction and increase the reliability and longevity of the system, which is critical for long-term missions (Hawkins et al., 2021).

14.2.3 Solid Waste Processing Techniques

NASA employs several advanced techniques for solid waste processing. Effective solid waste management is critical not only for reducing the mass and volume of waste but also for recovering valuable resources that can be reused within the CLLSS of spacecraft. These techniques work by converting waste into useful products such as water, methane, and other chemicals. Advanced waste processing methods also help to mitigate health risks associated with waste accumulation and potential contamination, thereby maintaining a safe and healthy living environment for astronauts.

NASA's steam reforming technology is a sophisticated process utilized to convert solid waste into valuable products such as methane (CH_4), which can be used for propulsion or power generation. This technology is particularly significant for long-duration space missions, where effective waste management and resource utilization are crucial. Here's a technical explanation of how NASA's steam reforming process works.

The process begins by introducing solid waste into a reactor where it is mixed with high-temperature steam. This steam reforming reaction occurs

at temperatures typically between 700°C and 1000°C. The primary chemical reaction involved in steam reforming is:

$$CH_4 + H_2O \rightarrow CO + 3H_2 CH_4 + H_2O \rightarrow CO + 3H_2$$

However, in the context of waste processing, the reaction involves various organic compounds present in the waste. The steam reforming process breaks down these complex organic molecules into simpler gasses such as hydrogen (H_2), carbon monoxide (CO), carbon dioxide (CO_2), and methane (CH_4). The reactor used in steam reforming typically contains a catalyst, such as nickel (Ni), which facilitates the breaking of chemical bonds in the organic molecules and enhances the efficiency of the reaction. The choice of catalyst is crucial as it impacts the rate of the reaction and the overall efficiency of the process (Jaworske et al., 2015). During the process, high-temperature steam reacts with the carbon-containing compounds in the waste. This endothermic reaction absorbs heat, which is often provided by an external heat source such as an electric heater or a combustion system within the reactor. The high temperatures ensure that the waste materials are converted into gaseous products efficiently. One of the critical aspects of steam reforming is the management of by-products. The primary gaseous products, hydrogen and carbon monoxide, can further react in a secondary process known as the water-gas shift reaction:

$$CO + H_2O \rightarrow CO_2 + H_2 CO + H_2O \rightarrow CO_2 + H_2$$

This reaction increases the yield of hydrogen, which is a valuable resource for fuel cells and other power generation systems. The carbon dioxide produced can be managed through various CO_2 scrubbing technologies to ensure it does not accumulate in the spacecraft's atmosphere. The resulting methane can be stored and used as a fuel for propulsion or energy generation. The steam reforming system also incorporates heat exchangers to recover and reuse heat within the system, enhancing overall energy efficiency.

NASA's Orbital Syngas/Commodity Augmentation Reactor (OSCAR) project is designed to convert solid waste into useful gasses through high-temperature chemical processes (Figure 14.4).


SAFEAIRE
CAUTION
SHELF 2
SHELF 1
LEG 1
LEG 2
LEG 5
LEG 6
LEG 7
GT2
GT4
GT3
COLLECTION RACK

Figure 14.4 OSCAR System.

Source: NASA/Public domain

The OSCAR system begins with the collection of solid waste, which is then introduced into a high-temperature reactor. The primary process employed in OSCAR is known as pyrolysis, which involves heating the waste in the absence of oxygen to decompose the organic materials into simpler chemical compounds. This is achieved by creating an oxygen- and steam-rich environment within the reactor to facilitate the conversion of waste materials. Once the waste is introduced into the reactor, it undergoes thermal decomposition at temperatures typically ranging from 400°C to 800°C. During this phase, the complex organic molecules in the waste are broken down into simpler gasses such as hydrogen (H_2), carbon monoxide (CO), methane (CH_4), and other light hydrocarbons. The heat for this process is usually provided by an external source, such as an electric heater or a combustion system integrated within the reactor (Meier et al., 2021). The generated gasses are then collected and separated based on their chemical properties. Hydrogen and carbon monoxide can be further processed through a secondary reaction known as the water-gas shift reaction:

$$CO + H_2O \rightarrow CO_2 + H_2CO + H_2O \rightarrow CO_2 + H_2$$

This reaction increases the yield of hydrogen, which is a valuable resource for fuel cells and other power generation systems. The carbon dioxide produced can be managed through various scrubbing technologies to ensure it does not accumulate in the spacecraft's atmosphere. The OSCAR system is equipped with a gas collection and analysis subsystem that quantifies the composition of the produced gasses. This analysis allows for understanding the efficiency of the conversion process and for optimizing the reactor's operation. The system also monitors the reactor's thermal profile and adjusts the operating conditions to maintain optimal performance. One of the significant achievements of the OSCAR project is its ability to operate effectively in microgravity environments, as demonstrated in tests conducted on suborbital flights. These tests validated the system's design and its capability to process waste and produce syngas (a mixture of hydrogen, carbon monoxide, and other hydrocarbons) (Meier et al., 2021).

14.3 ENERGY EFFICIENCY MEASURES

Energy efficiency measures help enhance the reliability and performance of spacecraft systems. This section explores various strategies and technologies aimed at improving energy efficiency, focusing on solar energy utilization, thermal energy management, and energy conservation practices.

Solar energy utilization strategies are fundamental to harnessing the abundant solar energy available in space. Innovations in photovoltaic (PV) materials and concentrator systems have significantly improved the efficiency of solar energy capture and conversion, ensuring a stable power supply for spacecraft systems and reducing reliance on other energy sources. These strategies are critical for maintaining power availability as solar irradiance can vary significantly based on the spacecraft's location and orientation (Bermudez-Garcia et al., 2021).

Thermal energy management for efficiency is another key aspect of energy efficiency measures. Managing the thermal environment within a spacecraft involves regulating heat generation and dissipation to maintain optimal operating temperatures for both crew and equipment. Technologies such as advanced heat exchangers, radiative cooling systems, and thermal control coatings play a vital role in efficiently managing thermal energy. These systems help in minimizing energy losses and improving the overall thermal efficiency of the spacecraft. Effective thermal management ensures that excess heat generated by electronic systems and other onboard processes is efficiently dissipated, preventing overheating and improving system longevity (Borshchev et al., 2020).

Energy conservation technologies and practices are implemented to reduce overall energy consumption and improve the sustainability of space missions. This includes using energy-efficient devices, smart power management systems, and optimized operational procedures. Techniques such as demand-side management, where nonessential systems are powered down during periods of low activity, and the integration of energy-efficient lighting and life support systems, contribute significantly to energy conservation. These practices not only extend the operational life of the spacecraft's power systems but also ensure that critical systems have sufficient power reserves during emergencies.

14.3.1 Solar Energy Utilization Strategies

Optical Waveguide (OW) systems address the challenges of energy utilization by efficiently transporting concentrated solar radiation directly to the site of use, thereby minimizing energy losses associated with traditional conversion methods. In the OW system, solar radiation is initially captured by a concentrator array. This array focuses the sunlight, increasing its intensity before transferring it to the OW transmission line. The transmission line, composed of low-loss optical fibers, then channels the concentrated solar energy to various locations within the space habitat where it is needed. This direct transfer method allows for highly efficient use of solar energy, bypassing the need for intermediate conversion to electrical energy which can result in significant energy losses. This method has shown particular promise in applications such as material processing and plant lighting, which require intense and direct light sources. One of the primary applications of the OW system is in the processing of lunar regolith. By directing concentrated solar energy to a thermal reactor, the OW system enables the thermochemical reduction of lunar oxides to produce oxygen. This oxygen can then be used as a propellant for space transportation, providing a critical resource for long-term lunar missions. This application demonstrates the system's capability to deliver high-intensity solar radiation precisely where needed, facilitating complex chemical processes that would be difficult to achieve with conventional solar energy systems (Nakamura et al., 2002).

In addition to material processing, the OW system is also used to support plant growth in space habitats. By transmitting solar radiation directly to plant growth chambers, the system provides the necessary photosynthetically active radiation (PAR) for biomass production and life support. This direct lighting method ensures that plants receive optimal light conditions for photosynthesis, promoting efficient growth without the need for energy-intensive artificial lighting. This capability is crucial for maintaining sustainable food production in long-term space missions (Nakamura & Smith, 2012). The flexibility and modularity of the OW system further enhance its utility in space applications. The system can be easily transported and deployed at various locations within a space habitat or on the lunar surface, making it a versatile tool for in-situ resource utilization (ISRU). The ability to tailor the intensity and spectrum of the

transmitted solar radiation allows the OW system to be adapted for a wide range of applications, from providing thermal energy for industrial processes to supplying light for plant growth (Nakamura et al., 2015).

Moreover, the OW system's efficiency in transmitting concentrated solar radiation makes it an attractive option for power generation in space habitats. By directing solar energy to PV cells or thermal power systems, the OW system can generate electricity or provide heat for various operational needs. This method not only improves energy efficiency but also reduces the dependency on stored energy.

NASA's innovative “Low Cost Optical Fiber Solar Cell Configurations” represent a significant leap in solar energy technology. This breakthrough integrates PV materials directly into optical fibers, allowing for simultaneous solar lighting applications and electrical generation. This hybrid solar energy cell device is constructed from multiple layers, including n-type nanowires and selected p-type polymers, enhancing both efficiency and functionality compared to traditional flat-panel solar cells (NASA, 2015).

One of the key features of these optical fibers is their ability to vary the amount of visible light transmitted to lighting applications by tuning the fiber material. This tunability allows for the optimization of light for specific applications while simultaneously using the non-visible portions of the spectrum, such as ultraviolet and infrared light, for electricity generation. This dual functionality is achieved by integrating PV material into the fiber, which can capture and convert unused light into electrical energy (NASA, 2015). They provide both lighting and electrical generation, making them highly versatile. The light production can be varied, offering flexibility in their application. Moreover, these fibers are manufactured at low costs and have low operating expenses. They also produce no greenhouse gas emissions, contributing to environmental sustainability. Additionally, the fibers are lightweight and flexible, making them suitable for a wide range of applications, from solar lighting in commercial buildings to powering devices and energy conversion systems in space missions (NASA, 2015).

The core technology behind these solar cells involves cylindrical optical fibers that can be adjusted to control the amount of light transmitted. This

real-time adjustability leads to increased efficiency as the fibers can direct light precisely where needed while converting excess light into electricity. The materials used in these fibers, such as low-cost polymers, are not only inexpensive but also enable the fibers to be manufactured using simple solution processing techniques. This makes the technology accessible and scalable, suitable for widespread adoption (NASA, 2015). Applications for this technology are vast and varied. In solar lighting, these fibers can provide efficient, adjustable lighting solutions. For solar-powered devices, they offer a compact and flexible power source. In commercial buildings, the integration of these fibers can reduce energy costs and enhance sustainability. Finally, in space missions, the lightweight and multifunctional nature of these fibers make them ideal for use in environments where efficiency and space are at a premium (NASA, 2015).

Hybrid systems for comprehensive solar utilization in space habitats combine various kinds of technologies to optimize the capture and use of solar energy. By integrating PV cells with thermoelectric (TE) generators, these systems can harness both the electrical and thermal energy from sunlight, significantly improving overall energy efficiency. This holistic approach addresses the inherent limitations of using a single technology by leveraging the strengths of each component to maximize energy capture and conversion.

A notable example of this integration is the PV-TE hybrid system. In this setup, PV cells are used to convert the high-energy photons from the solar spectrum into electricity, while the TE generators utilize the waste heat from the PV cells to generate additional electrical power. This dual mechanism not only enhances the efficiency of solar energy conversion but also helps manage the thermal load on the PV cells, thereby improving their performance and longevity (Da et al., 2016). By incorporating advanced materials and design strategies, such as bioinspired moth-eye nanostructures, these systems can suppress reflection and enhance light absorption across the full solar spectrum. This ensures that the lower energy photons, which are not converted into electricity by the PV cells, are effectively utilized by the TE generators (Da et al., 2016).

The integration of thermal energy storage (TES) systems further enhances the utility of hybrid systems. TES can store excess thermal energy generated during peak sunlight hours and release it during periods of low

sunlight, ensuring a continuous energy supply. This capability is particularly valuable for space habitats, where energy reliability is paramount. Studies have demonstrated that hybrid systems with integrated TES can significantly reduce electricity consumption for space heating, making them an efficient solution for managing both electrical and thermal energy needs (Hammou & Lacroix, 2006). In addition to energy generation, hybrid systems can also support other critical functions in space habitats, such as water purification and air quality management. For instance, solar-driven interfacial evaporation systems can be combined with hybrid PV-TE setups to enhance the utilization of solar energy beyond just power generation. These systems can effectively use thermal energy for water purification processes while the PV cells provide the necessary electricity for other operational needs (Ding et al., 2020).

The adaptability of hybrid systems makes them suitable for various environmental conditions encountered in space. Whether in LEO, on the lunar surface, or during interplanetary missions, these systems can be tailored to meet specific energy demands. Their modular design allows for easy scalability and integration into existing infrastructure, providing a versatile solution for long-term sustainability in space exploration (Keser et al., 2019).

14.3.2 Thermal Energy Management for Efficiency

Effective thermal management systems are designed to optimize the use of available energy resources, minimize waste heat, and ensure the stability of the habitat's internal environment.

A loop heat pipe (LHP) system represents a significant advancement in thermal management technologies for space applications. LHP systems are two-phase heat transfer devices that leverage capillary action to circulate a working fluid over long distances and orientations, offering several advantages over conventional heat pipes, particularly in terms of energy efficiency and operational flexibility. These systems are crucial for managing the thermal loads in space habitats, where precise and efficient heat management is essential.

One of the primary advantages of LHPs, as demonstrated by the ARQUIMEA system, is their ability to operate effectively regardless of

gravitational influences. The ARQUIMEA LHP integrates advanced capillary structures within the evaporator section, allowing it to pump the working fluid efficiently through the system. This design minimizes the pressure drop and enhances the system's ability to manage high thermal loads with minimal energy input (Maydanik, 2005). LHP systems can transport significant amounts of heat over long distances with minimal energy input. An energy-efficient LHP designed for space remote sensors, for example, integrates optical, mechanical, electrical, and thermal components to enhance efficiency. This system uses a capillary pump, cold plates, and radiators with high-purity ammonia as the working fluid, resulting in significant power savings compared to conventional systems. The dynamic adjustment of the capillary pump's power input based on the sensor's operating mode allows for average power savings of about 58.2% (Lu et al., 2023). Another innovative application of LHP technology is in hybrid systems that combine solar PV cells with LHPs. This integration enhances the overall efficiency of solar energy systems by addressing both electrical and thermal energy needs. For instance, a novel solar photovoltaic/loop-heat-pipe (PV/LHP) heat pump system has demonstrated substantial improvements in energy efficiency. This system utilizes PV cells for electricity generation and LHPs for thermal energy transfer, achieving higher thermal and electrical efficiencies compared to traditional solar systems. Under testing conditions, the system achieved electrical, thermal, and overall efficiencies of 9.13%, 39.25%, and 48.37% respectively, with a performance coefficient (COP) of 8.71, indicating its potential for significant energy savings and reduced carbon emissions (Zhang et al., 2014).

LHP systems are also adaptable to various configurations and applications, enhancing their utility in space habitats. For example, a solar LHP system designed for water heating incorporates a unique facade-integrated design that serves as part of the building's structure. This system employs modular panels with LHPs to collect and transfer solar heat efficiently. Testing has shown that this configuration can achieve high solar conversion efficiencies and performance coefficients, making it an attractive solution for sustainable building designs in space habitats. Additionally, LHPs have been explored for their potential in cryogenic applications, where efficient thermal management is critical. Cryogenic LHPs are designed to operate at extremely low temperatures, making them suitable for applications such as

cooling superconducting devices and other sensitive equipment in space. These systems can transport heat over long distances with high efficiency ensuring reliable thermal management in challenging conditions (Bai et al., 2015).

Thermal energy storage (TES) technologies also play a critical role in enhancing energy efficiency and sustainability, working in various applications, including space habitats, terrestrial buildings, and industrial processes. TES systems store thermal energy by heating or cooling a storage medium, allowing the stored energy to be used at a later time for heating, cooling, or power generation. This capability is particularly valuable in space missions, where efficient energy management is crucial for the success and sustainability of long-duration missions.

One of the primary TES technologies involves using phase change materials (PCMs), which store and release thermal energy as they transition between solid and liquid states. PCMs are highly effective because they can store large amounts of energy within a relatively small temperature range. For instance, ESA has explored using liquid hydrogen as a thermal energy storage unit (ESU) for future science missions. This system can store thermal energy by leveraging the liquid-to-vapor phase change of hydrogen, providing a compact and efficient solution for managing thermal loads in space (Sousa et al., 2015). Sensible heat storage is another widely used TES technology, where energy is stored by changing the temperature of a storage medium, such as water, rocks, or molten salts. Sensible heat storage systems are straightforward and cost-effective, making them suitable for large-scale applications. For example, sensible heat storage in water tanks or underground reservoirs is commonly used in buildings and industrial processes to manage heating and cooling needs. These systems can significantly reduce energy consumption by shifting energy use to off-peak times, thereby enhancing overall energy efficiency. Thermo-chemical storage (TCS) is a more advanced TES technology that involves storing energy through reversible chemical reactions. TCS systems offer the potential for very high energy storage densities and long-term storage capabilities. Although TCS is still in the early stages of development and primarily in laboratory and pilot research phases, its potential for high-temperature applications and long-term energy storage is significant (Cabeza et al., 2021).

Integrating TES technologies into energy systems, such as concentrated solar power (CSP) plants, enhances their efficiency and reliability. CSP plants generate electricity by concentrating sunlight to produce heat, which is then used to drive a turbine. By incorporating TES, these plants can store excess thermal energy during periods of high solar irradiance and release it during cloudy periods or at night, thereby providing a continuous power supply and improving the plant's dispatchability and economic competitiveness (Kuravi et al., 2013). Using TES technologies in buildings can also lead to significant energy savings and increased use of renewable energy. By storing thermal energy during periods of excess supply and using it during peak demand, TES can reduce the reliance on fossil fuels and decrease greenhouse gas emissions. For example, PCMs integrated into building materials can store thermal energy from solar radiation during the day and release it at night, reducing the need for artificial heating and cooling (Heier et al., 2015).

14.3.3 Energy Conservation Technologies and Practices

Advanced monitoring and control systems are crucial for optimizing energy use in space habitats and microgravity environments. These systems leverage sophisticated technologies to monitor, analyze, and manage energy consumption in real time, ensuring that energy resources are used efficiently and sustainably.

One notable example is the advanced Real-Time Energy Management System (RT-EMS) designed for microgrid systems. This system utilizes genetic algorithms to minimize energy costs and carbon dioxide emissions while maximizing the use of available renewable energy resources. The RT-EMS integrates MATLAB-dSPACE Real-Time Interface Libraries for real-time optimization and employs ZigBee communication networks for reliable data transmission in harsh environments. The control system, based on an Advanced Lead-Lag Compensator (ALLC), ensures fast convergence and accurate tracking responses, validating its effectiveness in managing energy efficiently in microgrid applications (Elsied et al., 2016).

Another innovative approach involves using intelligent systems to monitor and manage the microgravity environment on the ISS. These systems combine various algorithms such as Kohonen's self-organizing feature map, learning vector quantization, and back-propagation neural networks to

classify and recognize patterns. Fuzzy logic is then employed to assess the confidence level associated with each detected activation source, ensuring precise and reliable monitoring of the microgravity environment (Lin & Jules, 2001).

Additionally, NASA has been developing distributed hierarchical and agent-based control systems for reliable autonomous energy management and power distribution in space missions. These systems are designed to respond quickly to faults or emergencies, ensuring continuous power supply for critical systems onboard spacecraft. The controls laboratory simulates and verifies the functionality of electrical power system (EPS) controllers before deployment, ensuring robust and reliable operation during long-term space missions (McNelis et al., 2014).

Fuel cell technologies are increasingly being utilized in space exploration and terrestrial applications to optimize energy use, enhance efficiency, and support sustainable practices. Both NASA and ESA have been at the forefront of developing and deploying fuel cell systems, particularly focusing on their high energy density, reliability, and potential for integration with renewable energy sources. One of the prominent advancements in fuel cell technology is the development of regenerative fuel cells. Regenerative fuel cells offer unique advantages such as high power density, high specific energy density, lightweight design, low cost, high efficiency, long lifespan, and zero environmental impact. These systems can store solar energy during the daytime and release it gradually when needed, providing continuous energy availability. This capability is crucial for space missions where maintaining a stable power supply is critical for mission success (Pu et al., 2021).

ESA's Energy Provision and Management (EPM) study based on Polymer Electrolyte Fuel Cell (PEFC) technology, looked at support for lunar surface missions. This system integrates power requirements for lunar bases and pressurized lunar rovers, demonstrating the ability of fuel cell power systems to meet the demands of space exploration. The development of a 1 kW PEFC stack and its integration with a stand-alone power system and a regenerative power system has shown promising results in terms of efficiency and reliability (Barbera et al., 2014).

NASA has also been exploring advanced fuel cell technologies to optimize energy use in space missions. The development of non-flow-through proton-exchange-membrane (PEM) fuel cell stacks and electrolyzers has been a significant focus. These systems aim to reduce the number of ancillary parts, leading to fewer failure modes and higher reliability. By minimizing parasitic power losses, these fuel cells can achieve greater efficiency (Mercer et al., 2013). Fuel cells are also being used to power various components of space habitats and support systems. For example, PEM-based fuel cells have been utilized to provide electric energy and potable water in human-rated space missions since the 1960s. These fuel cells are being reconsidered as promising power sources for future space exploration due to their high power and energy densities. (Guo et al., 2017).

Additionally, ESA's projects on regenerative fuel cell systems (RFCS) for telecommunications satellites have focused on optimizing high-temperature PEM fuel cells and high-pressure PEM electrolyzers. These advancements are aimed at reducing the mass and improving the performance of fuel cells, thereby increasing the specific energy of the systems. The latest developments in this field show significant steps toward increasing the technology readiness level (TRL) of these key components, making them viable alternatives to traditional rechargeable batteries for high-power applications (Farnes et al., 2017).

Before implementing energy-saving technologies, the crew must first have an energy-positive mindset. By fostering a culture of energy conservation and implementing targeted interventions, organizations can significantly reduce their energy consumption and environmental impact. Research has highlighted various strategies and factors that influence energy-saving behaviors among crew members, which can be effectively leveraged to enhance energy efficiency. One of the key factors influencing energy-saving behaviors is the organizational culture and the perceived norm within the workplace. Studies have shown that creating a supportive environment where energy conservation is a shared goal can significantly enhance individual behaviors. For instance, a study on employees in Chinese electric power companies found that perceived behavioral control and injunctive norms had a direct positive impact on energy conservation intentions. This suggests that when employees feel that their efforts are supported and valued by their peers and the organization, they are more likely to engage in

energy-saving behaviors (Chen & Knight, 2014). Social norms and feedback mechanisms also play a significant role in encouraging energy-saving behaviors. A field study tested the impact of social norms feedback and awareness of energy monitoring on energy consumption. The study found that participants who received social norms feedback used significantly less energy during the intervention period. This indicates that leveraging social influence and providing regular feedback on energy use can effectively motivate individuals to adopt more sustainable behaviors (Wong-Parodi et al., 2019).

Training and education are also critical components of fostering energy-saving behaviors. Providing employees with the knowledge and skills to reduce energy use can empower them to make informed decisions. A study on energy-saving behaviors in office buildings found that interventions such as providing information, training, and feedback were effective in promoting energy conservation. (Staddon et al., 2016). Additionally, implementing behavioral interventions such as energy-saving competitions can create a sense of accountability and motivation among employees. A study involving a large-scale energy-saving competition among bank branches demonstrated that such competitions could lead to significant reductions in energy consumption. The study found that the competition significantly reduced monthly energy consumption outside the work schedule (Fanghella et al., 2020). Moreover, integrating energy conservation into organizational policies and practices can create a long-term impact on employee behaviors. Organizations that implement comprehensive environmental management systems (EMSs) tend to foster a culture of sustainability that extends beyond the workplace. Employees in such organizations are more likely to continue energy-saving practices at home, indicating a spillover effect of workplace interventions on personal behavior (Arimura et al., 2021).

REFERENCES

Alemany, L., Peiró, E., Arnau, C., Garcia, D., Poughon, L., Cornet, J., Dussap, C., Gerbi, O., Lamaze, B., Lasseur, C., & Gòdia, F., 2019. Continuous controlled long-term operation and modeling of a closed loop connecting an air-lift photobioreactor and an animal compartment

for the development of a life support system. *Biochemical Engineering Journal*. https://doi.org/10.1016/J.BEJ.2019.107323.

Arimura, T., Iwata, K., Katayama, H., & Sakudo, M., 2021. Seemingly unrelated interventions: Environmental management systems in the workplace and energy saving practices at home. *Environmental and Resource Economics*, 80, pp. 761–794. https://doi.org/10.1007/s10640-021-00609-2.

Bai, L., Zhang, L., Lin, G., He, J., & Wen, D., 2015. Development of cryogenic loop heat pipes: A review and comparative analysis. *Applied Thermal Engineering*, 89, pp. 180–191. https://doi.org/10.1016/J.APPLTHERMALENG.2015.06.010.

Barbera, O., Mailland, F., Hovland, S., & Giacoppo, G., 2014. Energy and provision management study: A research activity on fuel cell design and breadboarding for lunar surface applications supported by European Space Agency. *International Journal of Hydrogen Energy*, 39, pp. 14079–14096. https://doi.org/10.1016/J.IJHYDENE.2014.07.015.

Bermudez-Garcia, A., Voarino, P., & Raccurt, O., 2021. Environments, needs and opportunities for future space photovoltaic power generation: A review. *Applied Energy*, 290, 116757. https://doi.org/10.1016/j.apenergy.2021.116757.

Borshchev, N.O., Belyavskii, A.E., & Sorokin, A.E., 2020. Heating of components in the International Space Station. *Russian Engineering Research* 40, 1141–1143. https://doi.org/10.3103/S1068798X20120291

Cabeza, L., Gracia, A., Zsembinszki, G., & Borri, E., 2021. Perspectives on thermal energy storage research. *Energy*, 231, pp. 120943. https://doi.org/10.1016/J.ENERGY.2021.120943.

Caraccio, A.J., Hintze, P., Anthony, S.M., Devor, R.W., Captain, J.G., & Muscatello, A.C., 2013. Trash-to-Gas: Converting space trash into useful products. AIAA 2013-3440, Physio-Chemical Life Support Process Development-F. 10.2514/6.2013-3440.

Chen, C., & Knight, K., 2014. Energy at work: Social psychological factors affecting energy conservation intentions within Chinese electric power

companies. *Energy Research and Social Science*, 4, pp. 23–31. https://doi.org/10.1016/J.ERSS.2014.08.004.

Da, Y., Xuan, Y., & Li, Q., 2016. From light trapping to solar energy utilization: A novel photovoltaic–thermoelectric hybrid system to fully utilize solar spectrum. *Energy*, 95, pp. 200–210. https://doi.org/10.1016/J.ENERGY.2015.12.024.

Ding, T., Zhou, Y., Ong, W., & Ho, G., 2020. Hybrid solar-driven interfacial evaporation systems: Beyond water production towards high solar energy utilization. *Materials Today*. https://doi.org/10.1016/j.mattod.2020.10.022.

Elsied, M., Oukaour, A., Youssef, T., Gualous, H., & Mohammed, O., 2016. An advanced real time energy management system for microgrids. *Energy*, 114, pp. 742–752. https://doi.org/10.1016/J.ENERGY.2016.08.048.

Engelbrecht, N., Chiuta, S., Everson, R., Neomagus, H., & Bessarabov, D., 2017. Experimentation and CFD modelling of a microchannel reactor for carbon dioxide methanation. *Chemical Engineering Journal*, 313, pp. 847–857. https://doi.org/10.1016/J.CEJ.2016.10.131.

Fanghella, V., d'Adda, G., & Tavoni, M., 2020. Behavioral intervention to conserve energy in the workplace. *SSRN Electronic Journal*. https://doi.org/10.2139/ssrn.3792931.

Farnes, J., Bokach, D., Hoopen, S., Skåtun, K., Schautz, M., Geneste, X., & Vik, A., 2017. Optimized High Temperature PEM Fuel Cell & High Pressure PEM Electrolyser for Regenerative Fuel Cell Systems in GEO Telecommunication Satellites, 16, pp. 10004. https://doi.org/10.1051/E3SCONF/20171610004.

Fischer, J., Schoppmann, K., Knie, M., & Laforsch, C., 2016. Responses of microcrustaceans to simulated microgravity (2D-Clinorotation) - Preliminary assessments for the development of bioregenerative life support systems (BLSS). *Microgravity Science and Technology*, 28, pp. 337–344. https://doi.org/10.1007/S12217-015-9470-9.

Frighi, V., & Kolisnychenko, S., 2022. Sustainable architecture. *Industry, Innovation and Infrastructure*. 10.18848/1832-2077/cgp/v06i02/54756.

Fu, Y., Yi, Z., Du, Y., Liu, H., Xie, B., & Liu, H., 2021. Establishment of a closed artificial ecosystem to ensure human long-term survival on the moon. bioRxiv. 10.1101/2021.01.12.426282.

Garcia-Gragera, D., Arnau, C., Peiró, E., Dussap, C., Poughon, L., Gerbi, O., Lamaze, B., Lasseur, C., & Gòdia, F., 2021. Integration of nitrifying, *Photosynthetic and Animal Compartments at the MELiSSA Pilot Plant*, 8. https://doi.org/10.3389/fspas.2021.750616.

Guo, Q., Ye, F., Guo, H., & Ma, C., 2017. Gas/water and heat management of PEM-based fuel cell and electrolyzer systems for space applications. *Microgravity Science and Technology*, 29, pp. 49–63. https://doi.org/10.1007/S12217-016-9525-6.

Hammou, Z., & Lacroix, M. (2006). A hybrid thermal energy storage system for managing simultaneously solar and electric energy. *Energy Conversion and Management*, 47, 273–288. https://doi.org/10.1016/J.ENCONMAN.2005.01.003.

Hawkins, L., Khatari, R., Filatov, A., DellaCorte, C., & Howard, S.A., 2021. Random vibration simulation and testing of a compact, magnetic bearing supported blower for space applications. Presented at the 17th International Symposium on Magnetic Bearings, pp. 18–21 August 2021, *Rio de Janeiro*, Brazil. NASA Glenn Research Center.

Heier, J., Bales, C., & Martin, V., 2015. Combining thermal energy storage with buildings – A review. *Renewable & Sustainable Energy Reviews*, 42, pp. 1305–1325. https://doi.org/10.1016/J.RSER.2014.11.031.

Howard, D., Perry, J., Sargusingh, M., & Toomarian, N., 2016. *Requirements for Designing Life Support System Architectures for Crewed Exploration Missions Beyond Low-Earth Orbit*. https://doi.org/10.2514/6.2016-5461.

Ilgrande, C., Mastroleo, F., Christiaens, M., Lindeboom, R., Prat, D., Hoey, O., Ambrožová, I., Coninx, I., Heylen, W., Pommerening-Roser, A., Spieck, E., Boon, N., Vlaeminck, S., Leys, N., & Clauwaert, P., 2019.

Reactivation of microbial strains and synthetic communities after a spaceflight to the international space station: Corroborating the feasibility of essential conversions in the MELiSSA loop. *Astrobiology*. https://doi.org/10.1089/ast.2018.1973.

Jaworske, D., Palaszewski, B., Kulis, M., & Gokoglu, S., 2015. In-Space Propulsion, Logistics Reduction, and Evaluation of Steam Reformer Kinetics: Problems and Prospects. https://doi.org/10.2514/6.2015-1652.

Keser, Ö., Idare, B., Bulat, B., & Okan, A., 2019. The usability of PV-TEG hybrid systems on space platforms. *2019 9th International Conference on Recent Advances in Space Technologies (RAST)*, pp. 109–115. 10.1109/RAST.2019.8767785.

Kuravi, S., Trahan, J., Goswami, D., Rahman, M., & Stefanakos, E., 2013. Thermal energy storage technologies and systems for concentrating solar power plants. *Progress in Energy and Combustion Science*, 39, pp. 285–319. https://doi.org/10.1016/J.PECS.2013.02.001.

Li, M., Hu, D., Liu, H., Hu, E., Xie, B., & Tong, L., 2013. Chlorella vulgaris culture as a regulator of CO_2 in a bioregenerative life support system. *Advances in Space Research*, 52, pp. 773–779. https://doi.org/10.1016/J.ASR.2013.04.014.

Lin, P., & Jules, K., 2001. An intelligent system for monitoring the microgravity environment quality on-board the International Space Station. IMTC 2001. Proceedings of the 18th IEEE Instrumentation and Measurement Technology Conference. Rediscovering Measurement in the Age of Informatics (Cat. No.01CH 37188), 3, pp. 2117–2122 vol.3. https://doi.org/10.1109/IMTC.2001.929570.

Lindeboom, R., Paepe, J., Vanoppen, M., Alonso-Fariñas, B., Coessens, W., Alloul, A., Christiaens, M., Dotremont, C., Beckers, H., Lamaze, B., Demey, D., Clauwaert, P., Verliefde, A., & Vlaeminck, S., 2020. A five-stage treatment train for water recovery from urine and shower water for long-term human Space missions. *Desalination*, 495, pp. 114634. https://doi.org/10.1016/J.DESAL.2020.114634.

Link, D., Carter, D., & Higbie, S., 2010. *Development of an Advanced Recycle Filter Tank Assembly for the ISS Urine Processor Assembly*. https://doi.org/10.2514/6.2010-6249.

Liu, D., Xie, B., Dong, Y., & Liu, H., 2020. Semi-continuous fermentation of solid waste in closed artificial ecosystem: Microbial diversity, function genes evaluation. *Life Sciences in Space Research*, 25, pp. 136–142. https://doi.org/10.1016/j.lssr.2019.10.003.

Lu, P., Gao, T., Chen, Q., & Ren, X., 2023. Energy saving thermal management of space remote sensor and validation. *Energies*. https://doi.org/10.3390/en16020864.

Maydanik, Y., 2005. Loop heat pipes. *Applied Thermal Engineering*, 25, pp. 635–657. https://doi.org/10.1016/J.APPLTHERMALENG.2004.07.010.

Mcnelis, A., Beach, R., Soeder, J., Mcnelis, N., May, R., Dever, T., & Trase, L., 2014. *Simulation and Control Lab Development for Power and Energy Management for NASA Manned Deep Space Missions*. https://doi.org/10.2514/6.2014-3835.

Meier, A., Rinderknecht, D., Olson, J., Shah, M., Medina, J., Pitts, R., Carro, R., Gleeson, J., Hochstadt, J., Bell, E., Forrester, E., Kruger, M., & Essumang, D., 2021. Pioneering the approach to understand a trash-to-gas experiment in a microgravity environment. *Gravitational and Space Research*, 9, pp. 68–85. https://doi.org/10.2478/gsr-2021-0006.

Mercer, C., Jankovsky, A., Reid, C., Miller, T., & Hoberecht, M., 2013. *Energy Storage Technology Development for Space Exploration*. https://doi.org/10.2514/6.2010-8709.

Meyer, C., & Schneider, W., 2018. NASA Advanced Explorations Systems: 2018 Advancements in Life Support Systems. 2018 AIAA SPACE and Astronautics Forum and Exposition. 10.2514/6.2018-5151.

Moioli, E., Gallandat, N., & Züttel, A., 2019. Model based determination of the optimal reactor concept for Sabatier reaction in small-scale applications over Ru/Al_2O_3. *Chemical Engineering Journal*. https://doi.org/10.1016/J.CEJ.2019.121954.

Nakamura, T., Case, J., Senior, C., Jack, D., & Cuello, J., 2002. Optical waveguide system for solar energy utilization in space. *Solar Energy*, pp. 23–30. https://doi.org/10.1115/SED2002-1032.

Nakamura, T., & Smith, B., 2012. *Space Solar Energy System for Thermal and Photosynthetic Applications*. https://doi.org/10.2514/6.2012-5169.

Nakamura, T., Smith, B., & Irvin, B., 2015. Optical waveguide solar power system for material processing in space. *Journal of Aerospace Engineering*, 28, pp. 04014051. https://doi.org/10.1061/(ASCE)AS.1943-5525.0000294.

National Aeronautics and Space Administration (NASA). 2015. *Optimum Solar Conversion Cell Configurations: Low Cost Optical Fiber Solar Cell Configurations*. NASA Technology Transfer Program. Available at: https://technology.nasa.gov/patent/TOP2-184.

Paradiso, R., Micco, V., Buonomo, R., Aronne, G., Barbieri, G., & Pascale, S., 2014. Soilless cultivation of soybean for bioregenerative life-support systems: A literature review and the experience of the MELiSSA project - Food characterisation phase I. *Plant Biology*, 16 Suppl 1, pp. 69–78. https://doi.org/10.1111/plb.12056.

Pickett, M., Roberson, L., Calabria, J., Bullard, T., Turner, G., & Yeh, D., 2020. Regenerative water purification for space applications: Needs, challenges, and technologies towards ‘closing the loop’. Life sciences in space research, 24, pp. 64–82 . https://doi.org/10.1016/j.lssr.2019.10.002.

Pu, Z., Zhang, G., Hassanpour, A., Zheng, D., Wang, S., Liao, S., Chen, Z., & Sun, S., 2021. Regenerative fuel cells: Recent progress, challenges, perspectives and their applications for space energy system. *Applied Energy*, 283, pp. 116376. https://doi.org/10.1016/j.apenergy.2020.116376.

Ragheb, A., El-Shimy, H., & Ragheb, G., 2016. Green architecture: A concept of sustainability. *Procedia - Social and Behavioral Sciences*, 216, pp. 778–787. https://doi.org/10.1016/J.SBSPRO.2015.12.075.

Sargusingh, M., Perry, J., Howard, D., & Toomarian, N., 2015. *Notional Environmental Control and Life Support System Architectures for Human Exploration beyond Low-Earth Orbit*. https://doi.org/10.2514/6.2015-4456.

Shaw, H., Flynn, M., Wisniewski, R., Delzeit, L., Hayden, A., Neumeyer, D., Shull, S., & Sargusingh, M., 2013. Evaluation of the Distiller Calcium Limiter (DCaL) System for the Removal of Calcium in Spacecraft Wastewater on Board the International Space Station. 10.2514/6.2013-3334.

Shull, S., & Schneider, W., 2016. *NASA Advanced Explorations Systems: Advancements in Life Support Systems*. https://doi.org/10.2514/6.2016-5460.

Sousa, P., Martins, D., Tomás, G., Barreto, J., Noite, J., Linder, M., Fruchart, D., Rango, P., Haettel, R., Catarino, I., & Bonfait, G., 2015. 15 K liquid hydrogen thermal energy storage unit for future ESA science missions. *IOP Conference Series: Materials Science and Engineering*, 101. https://doi.org/10.1088/1757-899X/101/1/012191.

Staddon, S., Cycil, C., Goulden, M., Leygue, C., & Spence, A., 2016. Intervening to change behaviour and save energy in the workplace: A systematic review of available evidence. *Energy Research and Social Science*, 17, pp. 30–51. https://doi.org/10.1016/J.ERSS.2016.03.027.

Sun, D., Khan, F., & Simakov, D., 2017. Heat removal and catalyst deactivation in a Sabatier reactor for chemical fixation of CO_2: Simulation-based analysis. *Chemical Engineering Journal*, 329, pp. 165–177. https://doi.org/10.1016/J.CEJ.2017.06.160.

Syam, F., Wisdianti, D., & Sajar, S., 2023. Study of sustainable architecture concepts. *International Journal of Research and Review*. https://doi.org/10.52403/ijrr.20230450.

Tzourmakliotou, Dimitra, 2012. Sustainable design in space structures. *Journal of Civil Engineering and Architecture*, 6 5, p. 613.

Volpin, F., Badeti, U., Wang, C., Jiang, J., Vogel, J., Freguia, S., Fam, D., Cho, J., Phuntsho, S., & Shon, H., 2020. Urine treatment on the

International Space Station: Current practice and novel approaches. *Membranes*, 10. https://doi.org/10.3390/membranes10110327.

Wignarajah, K., Alba, R., Fisher, J., Hogan, J., & Polonsky, A., 2010. Use of drying technologies for resource recovery from solid wastes and brines. 40th International Conference on Environmental Systems, 11–15 July 2010, Barcelona, Spain. https://doi.org/10.2514/6.2010-6011.

Wong-Parodi, G., Krishnamurti, T., Gluck, J., & Agarwal, Y., 2019. Encouraging energy conservation at work: A field study testing social norm feedback and awareness of monitoring. *Energy Policy*. https://doi.org/10.1016/J.ENPOL.2019.03.028.

Xie, B., Zhu, G., Liu, B., Su, Q., Deng, S., Yang, L., Liu, G., Dong, C., Wang, M., & Liu, H., 2017. The water treatment and recycling in 105-day bioregenerative life support experiment in the Lunar Palace 1. *Acta Astronautica*, 140, pp. 420–426. https://doi.org/10.1016/J.ACTAASTRO.2017.08.026.

Zhang, X., Zhao, X., Shen, J., Xu, J., & Yu, X., 2014. Dynamic performance of a novel solar photovoltaic/loop-heat-pipe heat pump system. *Applied Energy*, 114, pp. 335–352. https://doi.org/10.1016/J.APENERGY.2013.09.063.

OceanofPDF.com

Chapter 15
Manufacturability and Assembly

15.1 DESIGN FOR MANUFACTURING PRINCIPLES

Design for manufacture (DFM) is an engineering approach focused on designing in a way that makes things easy and cost-effective to manufacture. The goal of DFM is to simplify the design, thereby reducing manufacturing costs, improving quality, and shortening production time. This is achieved by considering the capabilities and limitations of the manufacturing processes during the design phase, ensuring that it can be produced efficiently. Key principles of DFM include minimizing the number of parts, standardizing components, designing for ease of fabrication and assembly, and selecting materials that are readily available and compatible with manufacturing techniques. By integrating these considerations early in the design process, companies can avoid costly redesigns and production delays, resulting in a more streamlined and economical manufacturing process.

In the context of space architecture, DFM principles are crucial due to the unique challenges of manufacturing and constructing systems destined for space environments. As we know space habitats must be designed to withstand extreme conditions, such as radiation, micrometeoroids, and the vacuum of space, while also being lightweight and durable. Applying DFM in this context involves selecting materials that can endure these harsh conditions and designing structures that can be easily assembled in space with minimal human intervention. For instance, the use of modular components that can be prefabricated on Earth and assembled in space can simplify construction and reduce the need for complex machinery and skilled labor in orbit. Additionally, ensuring that components are multifunctional and easily repairable can enhance the resilience and longevity of any product.

Manufacturing on the Moon or Mars introduces additional complexities that require extending traditional DFM principles to account for extraterrestrial conditions. The limited availability of raw materials and the high cost of transporting goods from Earth necessitate the use of in situ resource utilization (ISRU) and manufacturing techniques such as 3D-printing regolith. Additionally, the reduced gravity environments on the Moon and Mars impact the behavior of materials and manufacturing processes, requiring adaptations in design to ensure structural integrity and functionality. Automated and remote-controlled manufacturing systems will also play a critical role, reducing the need for human presence and mitigating the risks associated with human space missions.

To address these unique challenges, new principles must be integrated into the DFM framework for space manufacture. These include designing for modularity and scalability to allow for the expansion of habitats as missions progress, incorporating redundancy to ensure reliability in critical systems, and leveraging advanced technologies like robotics and artificial intelligence (AI) to enhance manufacturing precision and efficiency. Furthermore, sustainability becomes a paramount concern, as habitats must be designed to support long-term missions with minimal resupply from Earth. This involves recycling and reusing materials, managing waste effectively, and ensuring the self-sufficiency of life support systems. By adopting and expanding DFM principles to suit the demands of space environments, we can create habitats that are feasible and capable of supporting human life.

15.1.1 Reducing Complexity in Space Habitat Manufacture

Reducing complexity in manufacturing space habitats is critical to ensuring their feasibility, safety, and efficiency. One of the most promising methods to achieve this is through 3D printing, which allows for the on-site creation of components using local materials, thereby reducing the need for extensive supply chains from Earth. The feasibility of 3D printing in space has been demonstrated in studies where surgical instruments were printed and evaluated for their performance. These studies found that 3D-printed instruments performed comparably to traditionally manufactured ones, highlighting the potential for 3D printing to create reliable, functional

components in space (Wong & Pfahnl, 2014). Furthermore, 3D printing allows for the customization of parts, which can be tailored to specific needs and constraints of space habitats, making the manufacturing process more flexible and responsive to changing requirements.

Modular design is another essential principle for reducing complexity in space habitat manufacture. By using modular components, such as standardized units for doors, windows, airlocks, and docking ports, the assembly process can be significantly simplified. This standardization not only streamlines the production process but also facilitates easier maintenance and upgrades. Studies have shown that modularity in design can lead to more efficient and error-free assembly processes. For instance, the use of modular components in surgical planning and implant design has been shown to reduce procedure times and improve outcomes by simplifying the assembly process and allowing for preassembled units to be easily integrated into the overall structure (Mobbs et al., 2017).

Standardizing units such as airlocks, docking ports, and other critical components is crucial for interoperability and safety in space habitats. This approach ensures that parts are interchangeable and can be replaced or upgraded without requiring significant modifications to the habitat structure. The use of standardized units also supports modular construction methods, where large sections of the habitat can be prefabricated and assembled in space, reducing the time and complexity of on-site construction. Augmented reality (AR) and virtual reality (VR) technologies can further enhance the assembly process by providing real-time, visual instructions that reduce errors and cognitive load on the assembly crew. Studies have shown that AR can significantly reduce the error rate and time required for assembly tasks, making it a valuable tool for complex assembly operations in space (Yang et al., 2019).

Easing manufacture and assembly also require techniques such as folding for inflatable habitats which involve carefully designing the structure to fold into a compact shape that fits within the payload constraints of launch vehicles. Once in space, these structures can be inflated using compressed air or other gasses, which are stored in onboard tanks. The inflation process is controlled and monitored to ensure even expansion and avoid any structural anomalies. This process allows for a significant increase in

volume, transforming a small, compact package into a spacious living and working environment.

Folding techniques have proven to be invaluable for space assembly, as demonstrated by the deployment of the James Webb Space Telescope (JWST). The JWST, which launched in a compact configuration to fit within the payload bay of the Ariane 5 rocket, utilized a sophisticated unfolding process to deploy its large sunshield and primary mirror once it reached space. This method maximized the available space during launch while ensuring the telescope could achieve its full operational size in orbit. Similarly, the study of origami techniques offers significant advantages for space habitat assembly. Origami-based designs enable the creation of compact, lightweight structures that can expand into large, functional habitats such as the Bigelow Expandable Activity Module (BEAM) Module (Figure 15.1). These techniques allow for the efficient use of space and materials, essential for minimizing launch costs and maximizing utility in the constrained space environment. Origami-inspired folding strategies can lead to the development of complex yet easily deployable structures, enhancing the feasibility and versatility of space habitats. Moreover, these folding methods can simplify the assembly process, reduce the need for extensive human intervention, and improve the overall resilience and adaptability of space habitats (Novick & Morse, 2000).

Figure 15.1 Inflated BEAM.

Source: NASA / Bigelow / Public domain

The connection technology used to attach BEAM to the International Space Station (ISS) involves a combination of docking mechanisms and berthing systems. Specifically, BEAM was attached to the ISS using the Common Berthing Mechanism (CBM) (Figure 15.2), which is a standard docking interface used on the station. The CBM allows for the secure attachment of modules and provides a passageway for crew and equipment between the ISS and the attached module. The CBM consists of two main components: the Active CBM (ACBM) and the Passive CBM (PCBM). The ACBM is mounted on the module to be attached, while the PCBM is installed on the ISS. During the berthing process, the ACBM is maneuvered to align with the PCBM. Once aligned, mechanical latches and bolts are engaged to secure the connection. This system ensures a rigid and stable connection, capable of withstanding the forces encountered during docking and operation in space. The connection process also involves the use of robotic systems, such as the Canadarm2, a robotic arm on the ISS, which plays a crucial role in positioning and attaching modules. The Canadarm2 grapples the incoming module and precisely maneuvers it into place, allowing the ACBM and PCBM to align and connect. This robotic assistance is essential for handling the delicate and precise operations required in the vacuum of space.

Symmetrical design creates efficiency for the manufacturing and assembly of space habitats. By using duplicate parts, symmetrical design such as in the ISS (Figure 15.3) significantly simplifies the manufacturing process. This approach allows manufacturers to produce identical components in large quantities, thereby reducing production time and costs. The replication of parts minimizes the need for custom manufacturing runs, which can be both time consuming and expensive.

BIGELOW
AEROSPACE

Figure 15.2 BEAM Docking Module View.

Source: NASA / Bigelow / Public domain

Figure 15.3 Symmetrical Design for the International Space Station.

Source: NASA / Public domain

When parts are symmetrical, they are easier to align and fit together, reducing the potential for errors during assembly. This is particularly advantageous in the context of space habitats, where precision and reliability are critical. Symmetrical structures often require fewer unique parts, which simplifies inventory management and reduces the logistical burden of transporting components to the assembly site. Deployable space structures such as the James Webb space telescope demonstrate that symmetrical designs can streamline the assembly process by converting complex structures into simpler, repeatable units easy to combine into foldable mechanisms. On a larger scale, symmetrical design can lead to significant cost savings and enhanced structural integrity. In space habitat construction, using symmetrical elements can distribute loads more evenly, improving the overall stability and durability of the habitat. Additionally, the modularity of symmetrical designs allows for easy expansion and modification of habitats as needs evolve (Chen et al., 2020).

Moreover, incorporating symmetry in the design process can enhance the functionality and livability of space habitats. Symmetrical layouts can optimize internal space, making it easier to create balanced and functional living and working areas (Vogler & Jorgensen, 2005). This also improves maintenance when replacing components, by having similar ports, connections, and geometry in design, it enhances the process of replacing, fixing, and building components in the habitat, especially for astronauts who may need to make important modifications and fix parts.

15.1.2 Material Selection for Easier Manufacturing

Material choice is fundamental to simplifying and optimizing the manufacturing process for several reasons, including ease of fabrication, cost-efficiency, and environmental impact. Selecting the right materials can significantly streamline manufacturing by ensuring that the materials are compatible with existing manufacturing technologies and processes. For instance, materials that are easier to machine or mold can reduce the time and complexity involved in production. According to a study by Harun et al. (2013), choosing materials like aluminum over steel can reduce the

environmental impact of manufacturing processes by lowering energy consumption and carbon emissions by as much as 60% (Harun et al., 2013). Material choice can also impact the ease of assembly and overall production efficiency. Materials that are lighter or have more favorable mechanical properties can simplify handling and reduce the wear and tear on manufacturing equipment. For example, the use of high-strength, lightweight composites in automotive and aerospace industries has been shown to enhance performance while reducing manufacturing and operational costs. These composites often require fewer fasteners and can be assembled more quickly than traditional materials, which is crucial for large-scale production environments (Finnsgård et al., 2011).

In addition to ease of manufacturing and assembly, material selection also affects product durability and lifecycle costs. Materials that offer better resistance to wear, corrosion, and other forms of degradation can reduce maintenance requirements and extend the product's operational life. This is particularly important in industries such as construction and aerospace, where the cost of maintenance and repairs can be significant. Implementing materials with these properties can lead to long-term cost savings and improved product reliability (Giudice et al., 2005).

Finally, the integration of advanced materials can foster innovation in manufacturing techniques. For example, the adoption of nanomaterials and smart materials can lead to the development of new manufacturing processes that are more efficient and precise. These materials can also enable the production of components with enhanced functionalities, such as improved thermal or electrical properties, which can open up new applications and markets (Mital et al., 2008).

One exceptional material for space applications is graphene, a single layer of carbon atoms arranged in a two-dimensional lattice, which has become a revolutionary material in various fields due to its extraordinary properties. In space applications, graphene's exceptional strength, flexibility, and conductivity make it an ideal candidate for enhancing manufacturing processes and enabling advanced technologies. One significant advantage is its potential use in 3D printing, allowing astronauts to fabricate essential components directly in space. This capability can significantly reduce the dependency on Earth-based supplies, thereby lowering costs and increasing mission efficiency. Graphene-based materials can be utilized to print

batteries, flexible electronic sensors, gauges, supercapacitors, and printed electronics. For instance, graphene micro-ribbons have been demonstrated to possess high electrical conductivities and can be tailored into any geometry for use in micro-supercapacitors and sensors, offering high areal-specific capacitance and exceptional cycling performance (Shi et al., 2019). Furthermore, nitrogen-doped graphene nanosheets can be used to create self-standing 3D architectures for flexible supercapacitors and separators for lithium-sulfur batteries, highlighting their versatility and practical utility in energy storage devices (Wei et al., 2019).

The potential for on-demand manufacturing in space extends beyond energy storage to include critical sensor technologies. For example, graphene-based flexible piezoresistive sensors exhibit high stretchability, sensitivity, and stability, making them suitable for monitoring structural health and environmental conditions in space (Ma et al., 2021). Additionally, 3D printing of graphene/polydimethylsiloxane composites has shown promise in creating strain sensors with tunable sensitivity and excellent durability, essential for wearable electronics and other adaptive technologies in space (Wang et al., 2019). Moreover, graphene's lightweight nature and high mechanical strength make it an excellent material for constructing robust yet flexible electronic components. For example, 3D-printed graphene-based electrodes for supercapacitors and batteries demonstrate enhanced electrochemical performance and mechanical flexibility, essential for the demanding conditions of space (Rocha et al., 2017). This ability to print complex and functional components on demand could revolutionize space missions by providing a reliable supply of high-performance materials tailored to specific needs.

15.2 IN-SPACE ASSEMBLY TECHNIQUES

In-space assembly (ISA) techniques represent a significant evolution in space technology, enabling the construction of large structures that cannot be launched as a single unit due to size constraints. Traditional spacecraft are often launched fully assembled, limiting the design to fit within the payload capacity of the launch vehicle. ISA overcomes this by allowing the assembly of components in orbit, facilitating the creation of larger and more complex structures. Techniques such as modular assembly, where

components are prefabricated and then assembled in space, and robotic assembly, using advanced robotic systems to handle and fit components together, are at the forefront of this technology. The development of self-reconfigurable robots and intelligent components with universal connectors has allowed for more flexible and efficient assembly processes (Xue et al., 2020).

The risks associated with ISA are multifaceted. The conditions in space can affect both the materials and the precision required for assembly. Additionally, the potential for mechanical failure or misalignment during assembly is a significant concern, as it can lead to the malfunction of the entire structure. Human involvement in space assembly tasks also introduces risks related to extravehicular activities (EVAs), which are hazardous and resource intensive. Moreover, the dependency on precise coordination and control of robotic systems adds another layer of complexity and potential for error. Robotics offers substantial advantages for ISA, primarily by reducing the need for human EVAs. Robotic systems can operate continuously without the physical limitations of astronauts, enhancing efficiency and safety. Robots equipped with advanced sensors and AI can perform precise assembly tasks with minimal human intervention. The development of autonomous and semi-autonomous robotic systems has shown promise in reducing the time and cost associated with space construction projects. For instance, intelligent robotic systems that utilize visual guidance for accurate positioning and assembly have demonstrated high precision, significantly reducing the likelihood of errors.

Furthermore, integrating robotics in ISA allows for innovative design and operational flexibility. Robots like the “Limbi” autonomous robotic limb, which can assemble large structures by moving end-over-end and attaching components, exemplify how robotics can enhance the capabilities of space missions by enabling the construction of intricate and expansive structures that were previously unfeasible (Brooks et al., 2016).

Mechanical latching is a critical technique in space assembly, providing stability and robustness to various structures and mechanisms deployed in outer space. Latching mechanisms typically function using mechanical fasteners or clamps to secure two or more components together, ensuring a stable and fixed connection. These mechanisms often involve hooks, bolts, or clamps that interlock or grip onto a corresponding part, providing a

secure hold. The design allows for easy engagement and disengagement, enabling quick assembly and disassembly. Mechanical latching is very useful in space applications due to its simplicity, reliability, and ease of implementation. The Neutron Star Interior Composition Explorer (NICER), which is mounted on the ISS, utilizes mechanical latching for its deployment and stowing mechanisms. NICER's design incorporates mechanical latching to secure its instruments during the launch and deployment phases, ensuring that the sensitive equipment remains stable and protected until it reaches its operational state. The latching mechanisms are crucial for maintaining the integrity of the X-ray timing and spectroscopy instruments, which require precise alignment and stability to function correctly. The use of mechanical latching in NICER ensures that the components remain in a fixed position, preventing any movement that could disrupt the delicate measurements taken by the instrument (Gendreau et al., 2012).

On the ISS, mechanical latching mechanisms play a significant role in various assembly and docking operations as well. For instance, the ISS's modules and components are often equipped with latching mechanisms to facilitate secure connections between different parts of the station. Additionally, latching mechanisms are used in docking systems to secure visiting spacecraft to the ISS. These systems must be robust enough to handle the forces involved during docking and undocking procedures, ensuring that the spacecraft remains securely attached while in docking and that a reliable connection is maintained for the transfer of crew and cargo (NASA, 2020). While mechanical latching provides a stable and stiff connection, it is not sufficient on its own to create the airtight seals required for pressurized modules. Additional materials and techniques are necessary to prevent air from escaping through gaps. For instance, sealing materials such as gaskets or O-rings are used in conjunction with mechanical latches to ensure airtight connections between modules. Mechanical latching is also widely used in deployable mechanisms and systems in space. For example, solar arrays, antennas, and other deployable structures rely on mechanical latching to hold them in their stowed configuration during launch and then secure them in their deployed position once in space. This ensures these components remain protected during the high-stress launch phase and can be reliably deployed to their operational configuration once in orbit.

Bonding and welding techniques however face significant challenges in space due to the unique conditions such as vacuum, extreme temperatures, and microgravity. These conditions can significantly affect the performance and reliability of these methods, making them less feasible for space applications compared to mechanical latching. Bonding techniques, such as adhesive bonding, are widely used in various industries for their ability to distribute loads evenly and join dissimilar materials. However, in space, the vacuum environment presents a major challenge for bonding techniques. The lack of atmospheric pressure leads to outgassing, where volatile components of adhesives evaporate, compromising the bond's integrity and potentially contaminating sensitive equipment. Additionally, extreme temperature fluctuations in space can cause adhesives to become brittle or degrade, further reducing their effectiveness. Despite these challenges, recent advances have shown that combining adhesive bonding with other methods, such as spot welding, can enhance the overall strength and durability of the joints. This hybrid approach leverages the advantages of both techniques, providing improved performance under the harsh conditions of space (Maggiore S, et al., 2021). Also, diffusion bonding is another promising technique for ISA. This process involves joining materials by applying heat and pressure without melting them. Diffusion bonding is particularly suitable for space applications as it creates strong joints without the issues associated with melting and solidification. It is especially effective for joining materials like aluminum and titanium alloys, commonly used in spacecraft construction. Research has shown that diffusion bonding can achieve high joint efficiencies, making it a viable alternative for assembling complex structures in space.

Welding techniques, particularly those that involve melting materials to form a bond, also face significant challenges in space. Traditional welding methods, such as arc welding, rely on a controlled atmosphere and stable gravitational forces to manage the molten materials. In the vacuum of space, the lack of convection complicates heat distribution, leading to inconsistent weld quality. Furthermore, microgravity conditions cause molten materials to behave unpredictably, making it difficult to control the welding process. Despite these challenges, advanced techniques like ultrasonic welding and femtosecond laser welding show promise. Ultrasonic welding, for instance, uses high-frequency vibrations to create a bond without melting the materials, making it suitable for joining delicate

components in space. Femtosecond laser welding uses ultrashort laser pulses to weld materials at a microscopic level, providing precision and control that traditional methods cannot achieve (Gao Z et al., 2024).

Femtosecond laser welding uses ultrashort laser pulses to weld materials at a microscopic level. This advanced technique provides precision and control, making it suitable for delicate space applications where traditional welding methods might be too crude. The process creates bonds through the rapid formation of plasma, mixing the materials without significant heat generation. This method is particularly useful for bonding materials like glass and metals, which are common in space instrumentation. Femtosecond laser welding offers the added advantage of creating hermetic seals, essential for maintaining the integrity of sensitive equipment in space (Gao Z et al., 2024). Ultrasonic welding is a solid-state welding technique that uses high-frequency ultrasonic vibrations to create a bond between materials. This method generates less heat, reducing the risk of thermal damage, and is capable of bonding dissimilar materials effectively. Ultrasonic welding is particularly promising for the assembly of thermoplastic composites, which are increasingly used in aerospace applications. The technique offers a fast and cost-effective solution for joining components without the drawbacks associated with mechanical fasteners or traditional welding methods (Zhao, 2018).

15.2.1 Robotic Assembly in Space

The Canadarm2, which is a great example of Robotics for ISA, officially known as the Space Station Remote Manipulator System (SSRMS), is an essential component of the ISS. This advanced robotic arm, a successor to the original Canadarm used on the Space Shuttle, plays a big role in the assembly, maintenance, and operational functionality of the ISS. Launched in April 2001, Canadarm2 has been instrumental in the construction of the ISS by handling large modules and components that would be impossible for astronauts to manage manually due to their size and weight in the microgravity environment of space (Gibbs & Sachdev, 2002). One of the most significant contributions of Canadarm2 (Figure 15.4) is its ability to facilitate the assembly of the ISS by moving large modules into place. This capability has allowed for a modular construction approach, where different sections of the ISS, launched separately, are assembled in orbit. The arm's

versatility, with its seven degrees of freedom, enables it to reach and maneuver in various orientations, making it possible to assemble components with high precision. This has been crucial in tasks such as the installation of the Destiny Laboratory Module and the Harmony Module, which are essential for the ISS's scientific and living quarters.

Figure 15.4 Canadarm2.

Source: NASA/ESA

Beyond assembly, Canadarm2 significantly enhances the maintenance and operational capabilities of the ISS. It is used to capture and dock incoming supply ships, such as the Dragon and Cygnus spacecraft, which bring essential supplies, experiments, and equipment to the station. The arm's ability to grapple and securely attach these visiting vehicles ensures a steady flow of supplies necessary for the ISS's continuous operation. Additionally, Canadarm2 has been utilized to position astronauts during spacewalks, providing them with stable platforms to work on repairs and installations outside the station (Coleshill et al., 2009). The integration of Dextre, the Special Purpose Dexterous Manipulator, with Canadarm2 has further expanded its utility. Dextre, launched in 2008, is designed to handle delicate tasks that require high precision, such as changing out small components and conducting repairs that would otherwise necessitate time-consuming and risky EVAs. By reducing the frequency and duration of these EVAs, Dextre, in conjunction with Canadarm2, enhances crew safety and frees up astronauts' time for scientific research and other mission-critical activities (Coleshill et al., 2009).

15.2.2 Human–Robot Collaboration for Construction

Robots have collaborated with humans in architectural construction through various methods, enhancing efficiency, safety, and precision. In these collaborations, robots often handle repetitive, hazardous, and heavy tasks, while humans contribute dexterity, decision-making, and adaptability. For instance, sensor-based robots and human–robot cooperation control systems enable robots to assist humans by managing heavy construction materials, providing an intuitive and safer work environment (Salmi et al., 2018). Different types of collaboration include teleoperation, where humans remotely control robots, and autonomous systems, where robots work independently yet harmoniously with human partners. In assembly tasks, collaborative robots or cobots work alongside humans to handle complex, precision-demanding processes, thereby reducing the physical and cognitive workload on human workers (Makrini et al., 2017). The use of digital twins in human–robot collaboration further enhances real-time interaction and

accuracy by continuously updating digital models that reflect the evolving physical state of the construction (Ye et al., 2022).

One notable example of a robot controlled by haptic feedback for in-space construction tasks is the system developed for the Analog-1 experiment, where astronauts on the ISS teleoperated a robot on Earth using a haptic interface. This system was designed to allow astronauts to perform geological sampling tasks remotely, simulating the conditions of space exploration on other celestial bodies like the Moon or Mars. The system uses a 6-degree-of-freedom (DoF) force-feedback (FF) haptic input device that provides tactile sensations to the operator, mimicking the physical interactions of the robot's manipulator with the environment. This haptic feedback is crucial as it enhances the operator's ability to perform delicate and precise operations by allowing them to feel the forces encountered by the robot. The control method ensures stability and accuracy even with the significant communication delays inherent in space operations, typically ranging from 770 to 850 milliseconds, and compensates for packet loss, which averages around 1.27% (Panzirsch et al., 2022).

The robot controlled by this system can perform various tasks essential for space missions, such as drilling, sampling, and manipulating objects. By providing real-time haptic feedback, the operator can detect and respond to the subtleties of the task environment, such as the texture and hardness of geological samples. This capability significantly enhances the precision and effectiveness of remote operations, making it possible to conduct complex tasks that would otherwise be challenging due to the lack of direct human touch. This technology's application in space construction could revolutionize how habitats and infrastructure are built on extraterrestrial surfaces. The haptic feedback system can enable astronauts to assemble structures, handle tools, and manipulate construction materials with the same dexterity and precision as if they were physically present. This approach minimizes the risks associated with human presence in hazardous environments and maximizes the efficiency and safety of construction tasks in space.

Now move from teleoperated systems to autonomous systems. The Scaling Omnidirectional Lattice Locomoting Explorer (SOLL-E) is an advanced autonomous construction robot developed by NASA for in-space construction tasks. Part of the Automated Reconfigurable Mission Adaptive

Digital Assembly Systems (ARMADAS) project, SOLL-E is designed to autonomously assemble, repair, and reconfigure structural materials, enabling the construction of large-scale infrastructure such as habitats, solar power stations, and communication towers on the lunar surface or other planets. The SOLL-E robot operates by carrying small, soccer ball-sized building blocks called voxels, which are made of strong, lightweight composite materials. These voxels can be assembled into various structures, resembling the way pixels create images on a screen but in three dimensions. The robot moves in an inchworm-like fashion, stepping along the exterior of the structure it is building, and placing each voxel precisely in its designated position (NASA, 2024).

During a demonstration at NASA's Ames Research Center, the ARMADAS team used three robots to build a shelter structure. One robot retrieved voxels from a supply station, passing them to another robot which placed them in the correct location. A third robot followed, bolting each voxel into place, ensuring the stability and integrity of the structure. This test showcased the scalability, reliability, and performance of the robots, which completed the structure autonomously over several weeks (Archinect, 2024). The system's autonomous capabilities are driven by software algorithms that enable the robots to align each step to a 3D grid, allowing for high-level autonomy without the need for complex machine vision systems. This makes the SOLL-E system efficient and robust, capable of error correction and adaptive reconfiguration based on the evolving construction requirements. The ARMADAS project envisions expanding the library of voxel types to include functional elements such as solar panels and electrical connections, enhancing the versatility and application of these autonomous robots for future space missions (NASA, 2024).

15.3 MODULAR CONSTRUCTION APPROACHES

Modular construction approaches such as the use of dockable modules are designed to be launched separately and then connected in space. This approach allows for flexibility in construction and expansion, as additional modules can be added as needed. Dockable modules typically include living quarters, laboratories, storage spaces, and other functional areas. They are

engineered to interlock securely, creating a unified structure. Gateway modules act as connectors between different habitats or sections of a larger habitat, facilitating movement and the transfer of resources while maintaining separation between different areas. The gateway modules or adapters often feature advanced airlock systems to ensure that different pressure environments can be maintained, which is crucial for operations that require different atmospheric compositions or safety protocols. They also provide a means of isolating sections in case of emergencies, enhancing the overall safety and functionality of the habitat.

Modules can be specialized for different functions such as research, living, storage, or medical facilities, connected through a standardized interface. This simplifies the design and construction process, allowing for a mix-and-match approach where modules from different manufacturers or different missions can be combined seamlessly. This flexibility is key to building habitats that can evolve over time, responding to the changing needs of their occupants and the mission objectives.

An example of this type of adapter is The Multi-Gravity Active-Active Mating Adapter (MGAAMA), a versatile docking system that functions effectively across different gravitational environments, including microgravity, lunar, and Martian surfaces. MGAAMA employs an active-active mating approach where both docking elements are equipped with active systems to ensure precise alignment and secure connections. This system is designed to accommodate significant angular misalignments that are essential for docking operations on uneven terrains like those found on the Moon and Mars. The MGAAMA system (Figure 15.5) uses a combination of softgoods tunnels, Marmon mechanisms, and utility conduits to ensure a seamless and reliable transfer of resources. The system's design includes redundancy features, such as multiple utility loops, to improve reliability and safety during operations. A significant advantage of the MGAAMA is its ability to support docking with various spacecraft and modules, regardless of their specific docking systems. This adaptability is achieved through a family of docking adapters that can interface with different docking standards, such as the NASA Docking System (NDS) and the International Docking System Standard (IDSS). This flexibility ensures that the Common Habitat architecture can integrate with a wide range of

spacecraft, facilitating missions that involve multiple docking and undocking events (Howard, 2021).

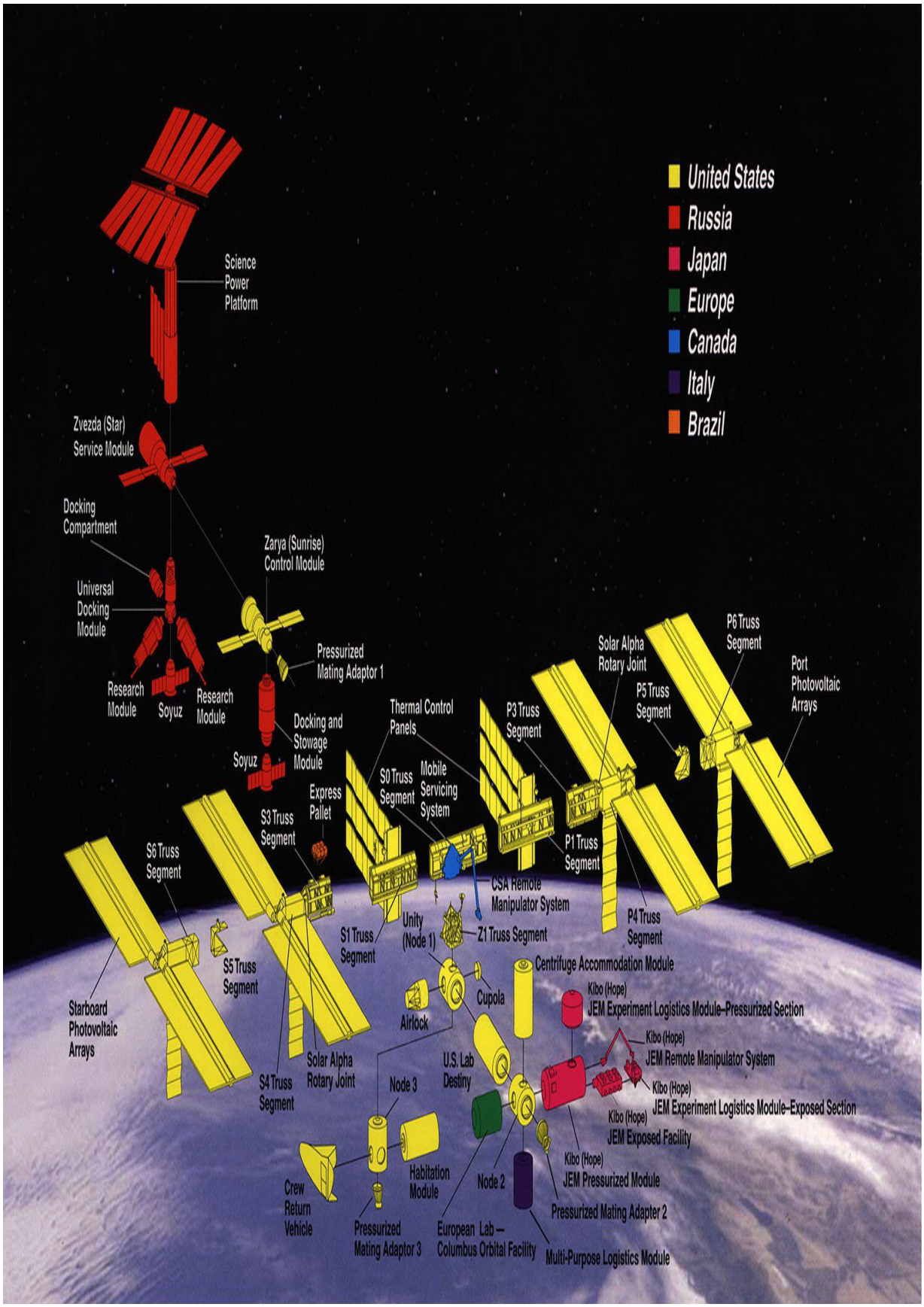
United States
Russia
Japan
Europe
Canada
Italy
Brazil
Science Power Platform
Zvezda (Star) Service Module
Docking Compartment
Universal Docking Module
Research Module
Soyuz
Research Module
Zarya (Sunrise) Control Module
Pressurized Mating Adaptor 1
Docking and Stowage Module
Soyuz
Express Pallet
S3 Truss Segment
S6 Truss Segment
S5 Truss Segment
Starboard Photovoltaic Arrays
S4 Truss Segment
Solar Alpha Rotary Joint
Thermal Control Panels
S0 Truss Segment
Mobile Servicing System
S1 Truss Segment
Unity (Node 1)
CSA Remote Manipulator System
Z1 Truss Segment
P3 Truss Segment
P1 Truss Segment
Solar Alpha Rotary Joint
P5 Truss Segment
P6 Truss Segment
Port Photovoltaic Arrays
P4 Truss Segment
Centrifuge Accommodation Module
Cupola
Airlock
U.S. Lab Destiny
Node 3
Habitation Module
Crew Return Vehicle
Pressurized Mating Adaptor 3
Node 2
European Lab — Columbus Orbital Facility
Multi-Purpose Logistics Module
Pressurized Mating Adapter 2
Kibo (Hope) JEM Pressurized Module
Kibo (Hope) JEM Exposed Facility
Kibo (Hope) JEM Experiment Logistics Module–Pressurized Section
Kibo (Hope) JEM Remote Manipulator System
Kibo (Hope) JEM Experiment Logistics Module–Exposed Section

Figure 15.5 The International Space Station Elements.

Source: NASA / Public domain

The MGAAMA system includes several different sizes/types to accommodate various docking scenarios and spacecraft configurations. Here are the types of MGAAMA systems described in the document:

- 4 × 4 MGAAMA—This adapter features hatches that are 40 inches by 40 inches and is primarily intended for docking two Pressurized Rovers (PRs) together or docking a PR to a Pressurized Crew Transfer Module (PCTM).
- 4 × 6 MGAAMA—This adapter has one end with a 40-inch by 40-inch hatch and the other end with a 40-inch wide by 60-inch. tall hatch. It is designed to connect spacecraft with different hatch sizes.
- 6 × 6 MGAAMA—This is the primary docking system for habitable elements in the Common Habitat architecture, featuring hatches that are 40 inches wide by 60 inches tall. It links the Common Habitat with Logistics Modules and the Airlock.
- 6 × DC MGAAMA—This adapter features a 40-inch wide by 60-inch tall hatch on one side and a Russian SSVP-G4000 passive port on the other. It is intended for use in microgravity to dock with spacecraft designed to this docking standard.

15.3.1 Benefits of Modular Design in Space

The advantages of modular manufacture consist of detachable modules, which can be manufactured, assembled, and serviced separately, enhancing the production process. For instance, modular design allows for the rapid assembly and disassembly of products, facilitating easy maintenance and upgrades without the need to overhaul the entire system. This capability is particularly beneficial in industries where technological advancements are frequent such as the aerospace industry, enabling companies to keep pace with innovation by updating individual modules rather than replacing entire products. Moreover, modular manufacturing supports mass customization, allowing manufacturers to produce a variety of product configurations tailored to specific customer needs while maintaining economies of scale. By using standardized modules, companies can create diverse product variations efficiently, meeting market demands for personalized products

without incurring prohibitive costs. This approach not only enhances customer satisfaction but also boosts the competitive edge of manufacturers in dynamic markets (Agrawal et al., 2013).

The modularity in product and process design significantly reduces the time and cost associated with new product development (NPD). Companies can expedite the NPD process and bring products to market faster by enabling the reuse and reconfiguration of existing modules. This speed-to-market advantage is crucial in industries characterized by rapid technological changes and short product life cycles. Additionally, the modular approach allows for late-stage customization, where final product adjustments can be made closer to the end of the manufacturing process, enhancing responsiveness to customer demands and reducing inventory costs (Wu et al., 2009). Modular manufacturing also promotes sustainability and resource efficiency. They can be designed for easy disassembly, enabling the reuse, recycling, or remanufacturing of individual modules at the end of their life cycle. This approach reduces waste and conserves resources, aligning with the principles of circular economy and sustainable manufacturing. For example, modular design in electronics allows for the replacement of outdated or malfunctioning components without discarding the entire device, such as replacing the graphics card in a computer once it becomes outdated, significantly reducing electronic waste (Mesa et al., 2021).

On Earth, modular construction offers benefits such as reduced construction time, cost savings, flexibility, and scalability. These same benefits are even more crucial in space, where traditional construction methods are not feasible. For example, modular habitats can support a variety of mission profiles, from short-term scientific research to long-term human colonization efforts. Each module can be designed for a specific purpose—such as living quarters, laboratories, or storage—and then connected to form a larger, integrated habitat. This flexibility enables space missions to adapt to unforeseen challenges and evolving needs, ensuring that astronauts have the resources and space configurations required for their specific tasks (Rucker et al., 2018). Modular construction also enhances the safety and redundancy of space habitats. In the event of a failure or damage to one module, it can be isolated. The ability to standardize and reuse components across different missions and environments is another significant advantage

of modular design. This approach reduces the cost and complexity of designing and building space habitats, as standard modules can be mass produced and used in a variety of configurations, just like products we use on Earth. This simplifies logistics and maintenance, as spare parts and repair procedures can be consistent across different missions and habitats (Mesa et al., 2021).

15.3.2 Case Studies: Modular Structures on the ISS

The ISS, a collaborative effort involving NASA, Roscosmos, the European Space Agency (ESA), Japan Aerospace Exploration Agency (JAXA), and the Canadian Space Agency (CSA) represents the largest scientific and technological cooperative program in history, involving multiple countries contributing various modules and systems (Figure 15.6). The construction of the ISS began in 1998 and continues to evolve, with modules being added over time. Each module serves a specific function, such as laboratory research, habitation, or power generation, and can be connected to the existing structure through standardized docking mechanisms. This approach allows for flexibility in the station's design and enables incremental upgrades and expansions without the need for a complete overhaul. For example, the addition of the ESA Columbus laboratory module and the Japanese Experiment Module (JEM) Kibo significantly enhanced the ISS's research capabilities.

One of the key benefits of the ISS's modular design is the redundancy and safety it provides. If a module experiences a failure, it can be isolated and repaired or replaced. The modularity also simplifies logistics and maintenance, as standardized parts and procedures can be used across different modules. This standardization reduces the complexity of repairs and allows for efficient inventory management of spare parts (Kern et al., 2001).


Canada
Canada

Figure 15.6 The Destiny Laboratory Module.

Source: NASA / Public domain

The modular approach of the ISS also supports international collaboration by allowing different countries to develop and contribute their own modules. This collaboration distributes the cost, effort, and maintenance and brings together a diverse range of expertise and technology. For instance, Russia's Zarya module, the first module launched, provides propulsion and guidance, while the United States' Destiny Laboratory Module serves as the primary research facility for microgravity experiments (Fairburn, 2009).

Additionally, the modular design of the ISS enhances its habitability and usability for the crew. Modules such as the Harmony module, which connects various parts of the ISS, and the Tranquility module, which houses life support systems, create a more comfortable and functional living and working environment for astronauts. The ability to reconfigure and upgrade these modules based on crew feedback and mission needs ensures that the ISS remains a viable platform for long-duration space missions. Incorporating new technologies, for advanced life support systems and more efficient energy sources, can be seamlessly integrated into the ISS's modular structure.

A key component of the ISS is The Destiny Laboratory Module (Figure 15.6), which exemplifies the successful application of modular design in space habitats. Launched on February 7, 2001, aboard the Space Shuttle Atlantis during the STS-98 mission, Destiny is the primary research facility for US payloads and represents a significant milestone in the construction and functionality of the ISS (Long, 2001).

Destiny is primarily composed of an aluminum alloy. Advanced welding techniques, particularly friction stir welding (FSW), were employed extensively in the assembly of Destiny. FSW is a solid-state joining process that uses a nonconsumable tool to join two facing workpieces without melting them. This technique produces welds with excellent mechanical properties and is particularly well-suited for joining high-strength aluminum alloys. The resulting welds are free of defects such as porosity and cracking, which are common in traditional fusion welding processes. This ensures the structural integrity of the module's pressure shell and

bulkheads, which are critical for maintaining the module's internal atmosphere in a vacuum (Jones, 2002). In addition to welding, extrusion processes were used to create the primary structural elements of the module. Extruded aluminum profiles were used to form the basic framework, providing a lightweight yet strong structure that could be easily assembled. These profiles were precisely machined to create the required shapes and dimensions.

The interior of Destiny is outfitted with a range of scientific equipment and research facilities housed within standardized racks. These racks allow for easy installation, removal, and reconfiguration based on research needs. Each rack can be customized with specific scientific instruments, providing the flexibility to conduct a wide variety of experiments in microgravity. The racks were designed to interface with the ISS's power, data, and cooling systems, ensuring that all necessary resources were readily available for the experiments conducted within the module (Gati et al., 2001). Additionally, the interior surfaces of the module were treated with coatings to prevent microbial growth and to ensure easy cleaning, contributing to the overall habitability and safety of the module (Robinson et al., 2005).

The assembly of Destiny took place at NASA's Marshall Space Flight Center and Kennedy Space Center. The module was built in sections that were tested separately before final assembly. Each component underwent extensive testing to ensure it met the requirements for spaceflight, including thermal vacuum tests, vibration tests, and pressure tests. Once fully assembled, the module was subjected to further testing to verify its functionality and compatibility with the rest of the ISS. This rigorous testing regime was essential to ensure the reliability and safety of the module once it was operational in space (Jones, 2002).

The Columbus Laboratory Module (Figure 15.7), a significant contribution by the ESA to the ISS, was launched aboard Space Shuttle Atlantis on February 7, 2008, during the STS-122 mission. Columbus provides a versatile research facility that supports a wide range of scientific experiments in microgravity. The primary structure of Columbus is made from high-strength aluminum alloys processed using precision machining. The aluminum panels and frames were fabricated using computer numerical control (CNC) machining, which allowed for high precision and repeatability in producing complex parts. This precision was crucial for

ensuring the components would fit together accurately during the final assembly of the module (Patti et al., 2005). The same advanced manufacturing techniques used for the Destiny Lab were also used in the construction of Columbus such as FSW. The Columbus module similarly incorporated standardized racks and interfaces designed to accommodate a variety of experiments and equipped with connections for power, data, and thermal management systems. The modular design enables scientists to replace or upgrade experiments without the need for extensive modifications to the module itself (Mascellani et al., 2005).


esa
COLUMBUS
esa

Figure 15.7 The Columbus Laboratory Module.

Source: ESA-David Ducros

Thermal control is a critical aspect of the Columbus module's design, ensuring that internal temperatures remain within acceptable ranges for both the crew and scientific equipment. The module uses an Active Thermal Control Subsystem (ATCS) based on a water loop system that transfers waste heat to the ISS's medium and low-temperature heat exchangers. The ATCS includes components such as the Water Pump Assembly (WPA) and 3-Way Modulating Valve (WTMO) units, which regulate the flow and temperature of the cooling water (Mascellani et al., 2005). The final assembly and integration of the Columbus module took place at the premises of ESA's industrial prime contractor, Astrium, in Bremen, Germany. The assembly process involved the integration of all structural components, thermal control systems, and scientific racks. Once assembled, the module underwent functional and environmental testing to verify its performance and compatibility with the ISS (Thirkettle et al., 2002).

The Zvezda Service Module used diverse manufacturing techniques and materials, setting it apart from other modules like Destiny and Columbus. Launched in July 2000, Zvezda serves as the central command post and primary living quarters for the ISS crew, providing essential life support systems, crew accommodations, and docking ports for other spacecraft and modules. The primary structure of Zvezda is constructed from high-strength materials, including titanium alloys and stainless steel. These materials offer enhanced durability and resistance to micrometeorite impacts, differing significantly from the aluminum alloys used in other ISS modules. Precision machining techniques such as CNC were employed to cut and shape these materials accurately, ensuring that all components fit together seamlessly during assembly (Jones, 2002).

In terms of joining techniques, Zvezda utilized traditional fusion welding methods such as Tungsten Inert Gas (TIG) welding and Electron Beam Welding (EBW). EBW, in particular, was used to join the titanium parts, as it provides high precision and strength. This welding technique involves using a focused beam of electrons to melt the materials, producing a clean and strong weld with minimal defects, thus ensuring the reliability and safety of the module (Jones, 2002).

The module also features advanced thermal protection systems to maintain internal temperatures and protect against the extreme thermal environment of space. Multilayer insulation (MLI) blankets are used extensively on the module's exterior to reduce heat loss and gain. Internally, Zvezda is equipped with a thermal control system that includes heat exchangers and liquid cooling loops, which manage the heat generated by onboard systems and crew activities (Mascellani et al., 2005). The assembly of Zvezda took place at the Khrunichev State Research and Production Space Center in Moscow, Russia. The process involved integrating all structural components, thermal control systems, and life support systems into a cohesive unit. Each component underwent extensive testing just like in other modules (Thirkettle et al., 2002).

The BEAM (Figure 15.8) shows unique manufacturing and assembly processes. BEAM's primary structure is composed of multiple layers of advanced fabrics, with Vectran being a key material. Vectran, a high-performance multifilament yarn spun from liquid crystal polymer (LCP), is known for its exceptional tensile strength, abrasion resistance, and thermal stability. The Vectran fabric is produced through a complex process that involves extruding LCP into fine filaments, which are then spun into yarns. These yarns are woven into fabric using precision textile machinery to ensure uniformity and strength.

The fabric layers of BEAM are assembled using specialized sewing and bonding techniques such as heavy-duty lockstitch sewing, employed to stitch the fabric layers together with high-strength threads designed to withstand the stresses of deployment. Additionally, bonding methods, such as adhesive bonding and heat sealing, are used to reinforce the seams and connections between fabric layers, providing extra durability and protection against environmental hazards (Seedhouse, 2015).

However, connecting the flexible fabric to hard shell components like windows and hatches involves a meticulous process to ensure a secure and airtight seal. The fabric is bonded to flanges or frames using high-strength adhesives, which provide an initial secure connection. This bond is further reinforced with mechanical fasteners, such as bolts or rivets, to ensure stability and durability under the stress of launch and expansion. This combination of adhesive bonding and mechanical fastening ensures redundancy, enhancing the reliability of the connections. For windows and

hatches, the connection process also includes creating airtight seals that prevent air leakage. This involves precision fitting and using sealants that can withstand thermal and mechanical stresses (Wells & Madaras, 2017).

BEAM's design includes a sophisticated inflation system that uses compressed air to expand the module once it is in space. The inflation process involves gradually introducing air into the module, allowing the fabric to unfold and take shape slowly. This controlled slow expansion is to prevent any damage to the fabric or internal components. The inflation system ensures that BEAM expands to its full size without compromising its structural integrity (Wells & Madaras, 2017). Finally, the assembly of BEAM took place at Bigelow Aerospace's facilities, where various fabric layers and hard shell components were integrated.

Nanoracks

Figure 15.8 BEAM, The Bigelow Expandable Activity Module Fully Expanded.

Source: NASA / Public domain

REFERENCES

Agrawal, T., Sao, A., Fernandes, K., Tiwari, M., & Kim, D., 2013. A hybrid model of component sharing and platform modularity for optimal product family design. *International Journal of Production Research*, 51, pp. 614–625. https://doi.org/10.1080/00207543.2012.663106.

Archinect, 2024. NASA tests autonomous construction robots for future use in outer space. [online] Available At: https://archinect.com/news/article/150336817/nasa-tests-autonomous-construction-robots-for-future-use-in-outer-space.

Brooks, S., Godart, P., Backes, P., Chamberlain-Simon, B., Smith, R. and Karumanchi, S., 2016. An untethered mobile limb for modular in-space assembly, *IEEE Aerospace Conference, Big Sky, MT, USA*, 2016, pp. 1-9, doi: 10.1109/AERO.2016.7500878

Chen, M., Goyal, R., Majji, M., & Skelton, R., 2020. Design and analysis of a growable artificial gravity space habitat. *Aerospace Science and Technology*, 106, pp. 106147. https://doi.org/10.1016/j.ast.2020.10.147.

Coleshill, E., Oshinowo, L., Rembala, R., Bina, B., Rey, D., & Sindelar, S., 2009. Dextre: Improving maintenance operations on the International Space Station. *Acta Astronautica*, 64(9–10), pp. 869–874. Available at: https://doi.org/10.1016/j.actaastro.2008.11.011

Fairburn, S., 2009. *Retrofitting the International Space Station*. https://doi.org/10.2514/5.9781563479878.0059.0070.

Finnsgård, C., Wänström, C., Medbo, L., & Neumann, W., 2011. Impact of materials exposure on assembly workstation performance. *International Journal of Production Research*, 49, pp. 7253–7274. https://doi.org/10.1080/00207543.2010.503202.

Gati, F., Hill, M., & SaintOnge, T., 2001. *The FCF Fluids Integrated Rack: Microgravity Fluid Physics Experimentation on Board the ISS*. https://doi.org/10.2514/6.2001-4926.

Gao, Z., He, J., Jia, X., Yi, Z., Li, C., Zhang, S., Wang, C., & Duan, J., 2024. High-Strength Welding of Silica Glass Using Double-Pulse Femtosecond Laser under Non-Optical Contact Conditions. *Photonics*, 11(10), 945. https://doi.org/10.3390/photonics11100945

Gendreau, K., Arzoumanian, Z., & Okajima, T., 2012. The Neutron star Interior Composition ExploreR (NICER): An Explorer mission of opportunity for soft X-ray timing spectroscopy, pp. 8443. https://doi.org/10.1117/12.926396.

Gibbs, G., & Sachdev, S., 2002. Canada and the International Space Station Program: Overview and Status. *Acta Astronautica*, 51(1–9), pp. 591–600. https://doi.org/10.1016/S0094-5765(02)00077-2

Giudice, F., Rosa, G., & Risitano, A., 2005. Materials selection in the life-cycle design process: A method to integrate mechanical and environmental performances in optimal choice. *Materials & Design*, 26, pp. 9–20. https://doi.org/10.1016/J.MATDES.2004.04.006.

Harun, M., Taha, Z., & Salaam, H., 2013. Sustainable manufacturing: Effect of material selection and design on the environmental impact in the manufacturing process. *IOP Conference Series: Materials Science and Engineering*, 50, pp. 012060. https://doi.org/10.1088/1757-899X/50/1/012060.

Howard, R.L., Jr., 2021. A Multi-Gravity Docking and Utilities Transfer System for a Common Habitat Architecture. *NASA JSC, Houston, TX, 77058, USA*. NASA Technical Reports Server

Jones, W., 2002. Observations of the performance of the U.S. Laboratory *Architecture*. https://doi.org/10.2514/6.2002-6100.

Kern, V., Bhattacharya, S., Bowman, R., Donovan, F., Elland, C., Fahlen, T., Girten, B., Kirven-Brooks, M., Lagel, K., Meeker, G., & Santos, O., 2001. Life sciences flight hardware development for the International Space Station. *Advances in space research: The Official Journal of the*

Committee on Space Research, 27 5, pp. 1023–30. https://doi.org/10.1016/S0273-1177(01)00178-8.

Long, J., 2001. *Destiny Is On Its Way*. https://doi.org/10.1021/cen-v079n007.p010a.

Ma, L., Gao, Y., Li, S., Lei, X., Li, X., & Liu, F., 2021. Flexible piezoresistive sensors with 3D CB/graphene conductive networks. 2021 5th IEEE Electron Devices Technology & Manufacturing Conference (EDTM), pp. 1–3. https://doi.org/10.1109/EDTM50988.2021.9421026.

Maggiore, S., Banea, M. D., Stagnaro, P., & Luciano, G., 2021. A Review of Structural Adhesive Joints in Hybrid Joining Processes. *Polymers*, 13(22), 3961. https://doi.org/10.3390/polym13223961

Makrini, I., Merckaert, K., Lefeber, D., & Vanderborght, B., 2017. Design of a collaborative architecture for human-robot assembly tasks. *2017 IEEE/RSJ International Conference on Intelligent Robots and Systems (IROS)*, pp. 1624–1629. https://doi.org/10.1109/IROS.2017.8205971.

Mascellani, E., Pavarani, A., Vaccaneo, P., Szigetvari, Z., & Persson, J., 2005. *Columbus Active Thermal Control Equipment Development*, 114, pp. 49–57. https://doi.org/10.4271/2005-01-2769.

Mesa, J., Pierce, J., Zuniga, J., Esparragoza, I., & Maury, H., 2021. Sustainable manufacture of scalable product families based on modularity. *Cirp Journal of Manufacturing Science and Technology*, 35, pp. 80–95. https://doi.org/10.1016/J.CIRPJ.2021.05.011.

Mital, A., Desai, A., Subramanian, A., & Mital, A., 2008. *Consideration and Selection of Materials*, pp. 109–132. https://doi.org/10.1016/B978-0-12-799945-6.00005-3.

Mobbs, R., Coughlan, M., Thompson, R., Sutterlin, C., & Phan, K., 2017. The utility of 3D printing for surgical planning and patient-specific implant design for complex spinal pathologies: Case report. *Journal of Neurosurgery. Spine*, 26 4, pp. 513–518. https://doi.org/10.3171/2016.9.SPINE16371.

NASA, 2020. International Space Station Reference Guide. [online] Available at: https://www.nasa.gov/wp-content/uploads/2022/06/508318main_iss_ref_guide_nov2010.pdf

NASA, 2024. Robot Team Builds High-Performance Digital Structure for NASA. [online] Available at: https://www.nasa.gov/ames/research/robot-team-builds-high-performance-digital-structure.

Novick, L., & Morse, D., 2000. Folding a fish, making a mushroom: The role of diagrams in executing assembly procedures. *Memory & Cognition*, 28, pp. 1242–1256. https://doi.org/10.3758/BF03211824.

Panzirsch, M., Pereira, A., Singh, H., Weber, B., Ferreira, E., Gherghescu, A., Hann, L., Exter, E., Hulst, F., Gerdes, L., Cencetti, L., Wormnes, K., Grenouilleau, J., Carey, W., Balachandran, R., Hulin, T., Ott, C., Leidner, D., Albu-Schäffer, A., Lii, N., & Krüger, T., 2022. Exploring planet geology through force-feedback telemanipulation from orbit. *Science Robotics*, 7. https://doi.org/10.1126/scirobotics.abl6307.

Patti, B., Chesson, R., Zell, M., & Thirkettle, A., 2005. Columbus: Ready for the International Space Station. ESA bulletin. *Bulletin ASE. European Space Agency*, 121, pp. 46–51.

Robinson, J., Rhatigan, J., & Baumann, D., 2005. Recent research accomplishments on the International Space Station. 2005 IEEE Aerospace Conference, pp. 1020–1031. https://doi.org/10.1109/AERO.2005.1559392.

Rocha, V., García-Tuñón, E., Botas, C., Markoulidis, F., Feilden, E., D'Elia, E., Ni, N., Shaffer, M., & Saiz, E., 2017. Multimaterial 3D printing of graphene-based electrodes for electrochemical energy storage using thermoresponsive inks. *ACS Applied Materials & Interfaces*, 9 42, pp. 37136–37145. https://doi.org/10.1021/acsami.7b10285.

Rucker, M., Hoffman, S., Andrews, A., & Watts, K., 2018. Advantages of a Modular Mars Surface Habitat Approach. 2018 AIAA SPACE and Astronautics Forum and Exposition. https://doi.org/10.2514/6.2018-5102.

Salmi, T., Ahola, J., Heikkilä, T., Kilpeläinen, P., & Malm, T., 2018. Human-Robot Collaboration and Sensor-Based Robots in Industrial Applications and Construction, pp. 25–52. https://doi.org/10.1007/978-3-319-70866-9_2.

Seedhouse, E., 2015. Bigelow Expandable Activity Module, pp. 87–98. https://doi.org/10.1007/978-3-319-05197-0_5.

Shi, H., Jang, S., & Naguib, H., 2019. A freestanding laser-assisted reduced graphene oxide micro-ribbon textile electrode fabricated on liquid surface for supercapacitors and breath sensors. *ACS Applied Materials & Interfaces*. https://doi.org/10.1021/acsami.9b05811.

Thirkettle, A., Patti, B., Mitschdoerfer, P., Kledzik, R., Gargioli, E., & Brondolo, D., 2002. ISS: Columbus. ESA bulletin. *Bulletin ASE. European Space Agency*, 109, pp. 27–33.

Vogler, A., & Jrgensen, J., 2005. Windows to the world, doors to space: The psychology of space architecture. *Leonardo*, 38, pp. 390–399. https://doi.org/10.1162/leon.2005.38.5.390.

Wang, Z., Zhang, Q., Yue, Y., Xu, J., Xu, W., Sun, X., Chen, Y., Jiang, J., & Liu, Y., 2019. 3D printed graphene/polydimethylsiloxane composite for stretchable strain sensor with tunable sensitivity. *Nanotechnology*, 30. https://doi.org/10.1088/1361-6528/ab1287.

Wei, N., Yu, L., Sun, Z., Song, Y., Wang, M., Tian, Z., Xia, Y., Cai, J., Li, Y., Zhao, L., Li, Q., Rümmeli, M., Sun, J., & Liu, Z., 2019. Scalable salt-templated synthesis of nitrogen-doped graphene nanosheets toward printable energy storage. *ACS Nano*. https://doi.org/10.1021/acsnano.9b03157.

Wells, N., & Madaras, E., 2017. The potential for health monitoring in expandable space modules: The bigelow expandable activity module on the ISS. *Structural Health Monitoring-an International Journal*. https://doi.org/10.12783/shm2017/13861.

Wong, J., & Pfahnl, A., 2014. 3D printing of surgical instruments for long-duration space missions. *Aviation, Space, and Environmental Medicine*, 85 7, pp. 758–63. https://doi.org/10.3357/ASEM.3898.2014.

Wu, L., deMatta, R., & Lowe, T., 2009. Updating a modular product: How to set time to market and component quality. *IEEE Transactions on Engineering Management*, 56, pp. 298–311. https://doi.org/10.1109/TEM.2008.2005065.

Xue, Z., Liu, J., Wu, C., & Tong, Y., 2020. Review of in-space assembly technologies. *Chinese Journal of Aeronautics*, 34(1), 21–35. https://doi.org/10.1016/j.cja.2020.09.043

Yang, Z., Shi, J., Jiang, W., Sui, Y., Wu, Y., Ma, S., Kang, C., & Li, H., 2019. Influences of augmented reality assistance on performance and cognitive loads in different stages of assembly task. *Frontiers in Psychology*, 10. https://doi.org/10.3389/fpsyg.2019.01703.

Ye, Z., Jingyu, L., & Hongwei, Y., 2022. A digital twin-based human-robot collaborative system for the assembly of complex-shaped architectures. *Proceedings of the Institution of Mechanical Engineers, Part B: Journal of Engineering Manufacture*. https://doi.org/10.1177/09544054221110960.

Zhao, T., 2018. Sequential ultrasonic spot welding of thermoplastic composites: An experimental study on the welding process and the mechanical behaviour of (multi-) spot welded joints. *Doctoral Thesis. TU Delft - Structural Integrity & Composites.* https://doi.org/10.4233/uuid:b4f772b3-c9ea-4760-b68e-a8c85fd099b6

OceanofPDF.com

Chapter 16
Advanced Materials and Technologies

Advancements in the development and application of innovative materials and technologies have a major influence on the development of sustainable, safe, and efficient space habitats. Additive manufacturing, commonly known as 3D printing, allows for the in situ production of complex structures using locally sourced materials, such as Lunar or Martian regolith, significantly reducing the need for transporting building materials from Earth. By employing additive manufacturing, we can create durable, lightweight structures that are customized to meet specific mission requirements. For example, solar-powered additive manufacturing processes utilize solar energy to sinter regolith, forming solid building blocks for habitats. This method not only leverages renewable energy sources but also minimizes the logistical challenges associated with transporting heavy machinery and materials through space (Hedayati & Stulova, 2023). In addition to structural components, additive manufacturing can produce essential tools and equipment on-demand, further enhancing the self-sufficiency of space missions. The ability to recycle and repurpose materials into new tools and parts is particularly beneficial, as it allows for continuous operation and reduces dependency on Earth-supplied resources (Reitz et al., 2021).

Smart materials play a pivotal role in developing adaptive systems within space habitats. These materials have the unique ability to respond to environmental stimuli, such as temperature, pressure, and radiation, by altering their properties accordingly. This adaptability ensures that space habitats can maintain optimal living conditions for astronauts despite the extreme and variable space environment. For instance, shape-memory alloys and piezoelectric materials can be used to create self-healing structures and adaptive shielding systems, enhancing the durability and functionality of space habitats (Naser & Chehab, 2018).

Furthermore, advanced radiation shielding materials are essential for protecting astronauts from harmful cosmic rays and solar radiation. These materials must be lightweight yet highly effective to meet the stringent

requirements of space missions. Innovative shielding solutions, such as hydrogen-rich polymers and composite materials with embedded radiation-absorbing elements, provide effective protection while minimizing added weight. These materials not only safeguard the health of the crew but also contribute to the structural integrity of the habitat, ensuring long-term survivability in space.

16.1 ADDITIVE MANUFACTURING TECHNIQUES

In microgravity, traditional manufacturing processes are limited, but additive manufacturing offers a solution by enabling the production of complex structures layer by layer. Experiments on the International Space Station (ISS) have shown that 3D printing can be effectively used in zero gravity to create essential tools and parts on-demand, allowing astronauts to produce what they need as they need it (Werkheiser et al., 2014). One of the most exciting advancements in additive manufacturing for space is the use of in situ resource utilization (ISRU). Materials such as lunar regolith can be processed and used in 3D printers to construct habitat walls and other infrastructure as research has demonstrated that it is possible to create strong and durable structures from regolith, which can withstand the lunar environment (Cesaretti et al., 2014).

Additionally, innovative approaches such as solar-powered additive manufacturing are being explored. This method uses focused solar energy to sinter regolith, creating solid building materials without the need for conventional power sources. This approach not only makes use of abundant solar energy but also reduces the reliance on electrical power systems, which can be a significant logistical challenge in space missions (Anderson & Thangavelautham, 2021).

The future of additive manufacturing in space construction looks promising, with continuous advancements aiming to refine and expand these capabilities. The vision includes automated systems that can build entire habitats before human arrival, using advanced robotics and autonomous 3D printers. These systems could operate independently, utilizing ISRU to produce not only structural components but also tools, spare parts, and other

necessary items. This level of automation and self-sufficiency is essential for the sustainability and success of long-term missions on the Moon, Mars, and beyond (Sacco & Moon, 2019).

16.1.1 3D Printing in Low Gravity: Methods and Materials

Laser metal deposition (LMD) printers, such as the metal 3D printer by Airbus developed for the ISS, are a cutting-edge additive manufacturing technique particularly suited for space applications due to their ability to create high-precision, near-net shape metal components (Figure 16.1). This process involves feeding metal powder or wire into a laser-generated melt pool, where the material melts and subsequently solidifies to form a solid layer. Repeating this process layer by layer builds up the final component. The absence of gravity affects the dynamics of the melt pool and material deposition. Computational fluid dynamic (CFD) simulations have been crucial in understanding how reduced gravity influences the melt pool's behavior. These simulations reveal that surface tension dominates the melt pool dynamics in low-gravity conditions, leading to potential irregularities in deposition tracks. Adjusting the volume of material deposited per unit length can help minimize these effects, ensuring a consistent build quality (Gu & Li, 2019).

LMD in space is ideal with high-performance alloys like titanium and stainless steel as they are extremely durable and ductile metals. Airbus's 3D printer uses a stainless steel typically used for medical implants and water treatment, because of its high corrosion resistance. This capability is particularly advantageous for fabricating spare parts on-demand during space missions. For instance, the ability to produce fully dense metal structures with mechanical properties comparable to or superior to traditionally manufactured components makes LMD a promising solution for maintaining and repairing space habitats and equipment. This flexibility is critical for long-duration missions where resupply from Earth is not feasible (Krantz et al., 2001).


FACOM

Figure 16.1 Metal 3D Printer.

Source: NASA

Moreover, LMD's application extends to the creation of complex geometries and multi-material components, which are essential for advanced space structures. For example, combining LMD with powder bed fusion techniques allows for the creation of intricate cooling channels within propulsion devices, enhancing their performance and reliability. This hybrid approach leverages the strengths of both methods, enabling the production of components that meet the stringent requirements of space exploration (Kraske, 2023). LMD also offers significant advantages in terms of repair and remanufacturing. The process can be used to add material to existing parts, effectively repairing or enhancing them. This capability is particularly valuable for high-value components that are difficult or impossible to replace. By enabling in situ repairs, LMD reduces the need for transporting spare parts, thereby lowering costs and improving the sustainability of space missions (Mahamood, 2018).

Fused filament fabrication (FFF), also known as fused deposition modeling (FDM), is one of the most widely used 3D printing methods due to its accessibility, cost-effectiveness, and versatility. This additive manufacturing technique involves the deposition of thermoplastic materials through a heated nozzle, building up objects layer by layer. Here, we explore the methods and materials used in FFF to understand its applications and advancements better.

The FFF process begins with feeding a thermoplastic filament into a heated extruder, which melts the material. The molten thermoplastic is then extruded through a nozzle onto a build platform, where it cools and solidifies to form the first layer. Subsequent layers are deposited on top of the previous ones, adhering to each other to build the final 3D object. This layer-by-layer approach allows for the creation of complex geometries that would be difficult or impossible to achieve with traditional manufacturing techniques (Steuben et al., 2015). NASA's Refabricator 3D printer on the ISS, developed in collaboration with Tethers Unlimited, is an advanced 3D printer that also recycles waste materials and old 3D-printed objects into usable filament using FFF. The Refabricator utilizes a combination of extrusion and additive manufacturing technologies to process plastic waste

into high-quality filament, which can then be used to print necessary tools and components on-demand (Muhlbauer et al., 2018).

A variety of thermoplastic materials are used in FFF, each offering different properties that cater to specific applications. Common materials include:

Polylactic Acid (PLA): PLA is a biodegradable thermoplastic derived from renewable resources like corn starch or sugarcane. It is popular in FFF due to its ease of use, low warping, and minimal environmental impact. PLA is ideal for prototyping, educational purposes, and applications where biodegradability is desired (Plamadiala et al., 2025).

Acrylonitrile Butadiene Styrene (ABS): ABS is known for its toughness and impact resistance, making it suitable for functional parts and mechanical components. It requires a heated bed and controlled environment to prevent warping and ensure good layer adhesion. ABS is often used in automotive, aerospace, and consumer products (Plamadiala et al., 2025).

Polyethylene Terephthalate Glycol (PETG): PETG combines the ease of use of PLA with the durability of ABS. It is resistant to impact, moisture, and chemicals, making it suitable for applications requiring robust and durable parts. PETG is often used for outdoor applications and food-safe containers (Plamadiala et al., 2025).

Composite Filaments: Composite filaments incorporate materials such as carbon fibers, wood, or metal powders into a thermoplastic base to enhance mechanical properties or achieve specific aesthetic effects. For example, carbon fiber-reinforced filaments improve strength and stiffness, making them suitable for high-performance applications. Similarly, filaments with metal powders can be used for parts requiring metallic properties or post-processing techniques like polishing (Plamadiala et al., 2025).

16.1.2 In Situ Resource Utilization (ISRU) for On-Demand Manufacturing

In Situ Resource Utilization (ISRU) is a transformative approach in additive manufacturing that leverages local materials to produce essential items on-demand during space missions. This technique significantly reduces the dependency on Earth-supplied resources, thereby lowering mission costs

and increasing the sustainability of space exploration. ISRU involves utilizing materials found on celestial bodies, such as lunar or Martian regolith, to create building materials, propellants, life support consumables, and other critical components.

The production of construction materials for habitats using ISRU involves using locally available resources, such as regolith, to create building materials that can be processed and utilized directly on-site. By leveraging ISRU, mission planners can significantly reduce the need for transporting construction materials from Earth, thus lowering costs and increasing the sustainability of space missions. One notable method involves converting regolith into concrete-like materials for habitat construction. For example, a proposal by the Technical University Delft (TUD) suggests excavating the ground to create subsurface habitats, using a swarm of autonomous mobile robots. These robots would excavate the regolith in a spiral pattern, mix it with cement produced on Mars through ISRU, and then 3D print or spray the concrete onto the excavated tunnel walls to reinforce them. This process provides not only structural integrity but also natural protection from radiation and thermal insulation due to the stable underground temperatures (Bier et al., 2021).

Another approach involves the use of advanced manufacturing techniques such as 3D printing with regolith-based materials. NASA's Additive Construction with Mobile Emplacement (ACME) project is developing construction materials that can be produced from available in situ resources. These materials need to meet various requirements, including the ability to be processed through 3D printing, resistance to aging in extreme environments, and sufficient structural integrity for building habitats. The project aims to optimize material compositions to balance between the site-specific regolith composition and the characteristics of the final structures (Edmunson et al., 2018). Lunar or Martian regolith can be used as aggregate mixed with various binders to form concrete. Research has demonstrated that smaller regolith particles tend to produce concrete mixes with higher strength due to improved packing order. For example, experiments using micro-sized lunar and Martian regolith as aggregate in concrete mixes have shown promising results in terms of compressive strength and durability (Akhnoukh et al., 2021).

Another approach uses sulfur-based binders to create “waterless” concrete, which is particularly suitable for lunar applications where water is scarce. Sulfur, a by-product of oxygen and carbon extraction processes on the Moon, can be combined with regolith to form a concrete-like material. This sulfur-regolith concrete has high strength and durability, making it an ideal candidate for building structures on the lunar surface. The use of sulfur as a binder eliminates the need for water, which is a critical advantage in the resource-constrained environment of the Moon (Meyers & Toutanji, 2007).

Regolith stabilization is another technique where urethane resins are used to produce concrete-like materials on the lunar surface. These resins bind regolith particles into densely packed blocks capable of serving as structural components of habitats designed to shield inhabitants from solar radiation and micrometeorite impacts. The compression strength of these blocks can exceed 1000 psi, making them suitable for constructing durable and protective habitats (Gosau, 2012).

Moreover, innovative research has explored the use of human-derived materials as binders. For example, human serum albumin (HSA), a protein found in blood plasma, can be combined with regolith to produce biocomposites with compressive strengths comparable to standard concrete. This method not only utilizes local materials but also incorporates by-products from human presence, such as urea from urine, to enhance the strength of the concrete (Roberts et al., 2021).

ISRU also utilizes the extraction and processing of metal ores from regolith. For example, regolith on the Moon and Mars contains a variety of useful metals, including iron, aluminum, and titanium. By utilizing techniques such as electrolysis, these metals can be extracted from their oxide forms present in the regolith. Once extracted, these metals can be processed into powders suitable for additive manufacturing techniques like direct metal laser sintering (DMLS) or LMD. These methods enable the creation of high-precision, high-strength metal components directly on-site (Sames et al., 2016).

Another innovative approach involves the use of bacteria to extract metals from regolith. Certain bacteria can facilitate the extraction of metals through bioleaching, a process where microbes dissolve metals from their mineral forms. This biologically driven method offers a low-energy

alternative for metal extraction, making it especially suitable for the energy-constrained environment of space. The extracted metals can then be processed into usable forms for manufacturing tools and spare parts (Castelein et al., 2020).

ISRU also extends to the production of advanced composite materials. By combining locally sourced metals with other elements or compounds, it is possible to create composites that offer superior mechanical properties. For instance, metal matrix composites (MMCs) can be produced by embedding strong, lightweight fibers such as carbon or ceramic into a metal matrix. These composites can then be used to manufacture highly durable parts that are critical for the maintenance and operation of space habitats and equipment.

The production of oxygen and water from local resources has also been studied. For instance, on Mars, the atmosphere is rich in carbon dioxide, which can be processed to produce oxygen. The Mars Oxygen In Situ Resource Utilization Experiment (MOXIE) on the Mars 2020 Perseverance rover has demonstrated the feasibility of converting Martian atmospheric CO_2 into oxygen through solid oxide electrolysis. This process involves electrochemically splitting CO_2 into oxygen and carbon monoxide, with the oxygen being stored for life support or propellant use (Sridhar et al., 2000).

Additionally, water extraction from the Martian regolith is another critical ISRU technique. Mars is known to have significant ice deposits that can be melted and electrolyzed to produce hydrogen and oxygen. These gasses can then be used to create propellants, such as liquid hydrogen and liquid oxygen, which are essential for propulsion systems. This method was detailed in NASA's Design Reference Architecture (DRA) 5.0 study, which highlighted the potential for significant reductions in mission mass and cost by utilizing Martian water resources (Sanders et al., 2015). Moreover, ISRU techniques can also produce methane through the Sabatier reaction, which combines hydrogen (extracted from water) with carbon dioxide to form methane and water. Methane can be used as a propellant for Mars ascent vehicles and other surface operations, providing a sustainable source of fuel for return trips to Earth or further exploration missions (Rapp et al., 2005).

16.1.3 The Future of Additive Manufacturing in Space Construction

Looking forward, the integration of additive manufacturing with robotic systems and artificial intelligence (AI) holds promise for fully autonomous construction processes. Robots equipped with 3D-printing capabilities could be deployed to construct habitats and infrastructure on the Moon or Mars before human arrival. These robots would use in situ resources, such as regolith, to print structures layer by layer, ensuring that habitats are ready and safe for astronauts upon their arrival. This autonomous construction not only enhances safety by minimizing human exposure to hazardous environments but also significantly accelerates the establishment of extraterrestrial bases (Khosravani & Haghighi, 2022).

In addition to construction, additive manufacturing in space can facilitate the repair and maintenance of spacecraft and habitats. By having the capability to produce spare parts and tools on-demand, missions can maintain critical systems and extend their duration without waiting for resupply missions. This is especially important for long-duration missions, such as those to Mars, where resupply intervals can be lengthy and unpredictable. Advanced metal additive manufacturing techniques, like those involving metal-wire laser deposition, enable the production of robust metal parts with high precision, ensuring the reliability of repaired components (Shapiro et al., 2016).

Furthermore, the future of additive manufacturing in space includes the development of new materials specifically designed for the space environment. Researchers are exploring materials that can withstand extreme temperatures, radiation, and the vacuum of space. Innovations in material science, such as the introduction of self-healing materials and smart materials that can respond to environmental changes, are expected to play a significant role in the advancement of space-based additive manufacturing (Mitchell et al., 2018).

One of the most promising aspects of additive manufacturing in space is its ability to utilize in situ resources, significantly reducing the dependency on Earth-supplied materials. This approach leverages locally available materials such as lunar or Martian regolith to produce essential construction

and operational components directly on-site, thereby lowering mission costs and enhancing sustainability.

For instance, selective laser melting (SLM) has been used successfully with lunar soil simulants to produce mechanically robust structures. This process involves using a high-powered laser to melt and fuse regolith particles, layer by layer, to create solid objects. The resulting structures are not only strong but also capable of withstanding the harsh environmental conditions on the Moon and Mars. This method highlights the potential of using in situ resources to create habitats and other necessary infrastructure for space missions (Stupar et al., 2022).

Another notable advancement in ISRU is the development of sulfur-based concrete. On the Moon, where water is scarce, traditional concrete is impractical. Instead, sulfur, which can be sourced from lunar regolith, can be used as a binding agent. This “waterless” concrete is created by heating sulfur to a liquid state and mixing it with regolith to form a solid, durable material once it cools. This method eliminates the need for water and provides a viable alternative for constructing habitats and other infrastructure on the lunar surface (Meyers & Toutanji, 2007).

ISRU techniques also extend to the extraction of metals from regolith, which can be used to manufacture tools and spare parts. Processes such as molten regolith electrolysis involve using electricity to separate metals like iron, aluminum, and titanium from their oxide forms in the regolith. These metals can then be used in additive manufacturing to produce a wide range of components needed for space operations. This approach not only ensures a steady supply of materials for maintenance and repairs but also enhances the self-sufficiency of space missions (Seidel et al., 2023).

Furthermore, the combination of ISRU with additive manufacturing enables the production of complex and customized parts that are essential for long-duration missions. For example, the European Space Agency (ESA) and NASA have been researching the feasibility of using regolith-based materials to 3D print parts for habitats, tools, and other equipment directly on the Moon or Mars. This capability allows for the rapid production of necessary components on-demand, reducing the need for large inventories of spare parts and enabling more flexible mission planning (Williams & Butler-Jones, 2019).

16.2 SMART MATERIALS FOR ADAPTIVE SYSTEMS

Smart materials present a groundbreaking approach to adaptive systems. These advanced materials possess the unique ability to respond dynamically to environmental changes, enhancing the functionality and durability of space habitats. Self-healing materials represent a significant advancement in material science, offering the ability to autonomously repair damage and extend the lifespan of structural components. These materials can respond to micro-damage by initiating a healing process, which can be crucial in maintaining the integrity of space habitats exposed to harsh and unpredictable conditions (Zignego & Gemelli, 2020).

Shape memory alloys (SMAs) are materials that can change shape in response to specific stimuli, such as temperature changes. This property allows for the creation of morphing structures that can adapt their form to optimize performance or functionality. In space habitats, SMAs can be used to develop components that alter their configuration to meet varying environmental and operational needs (Lelieveld, 2013). Response materials are designed to detect changes in their environment and respond appropriately, often by altering their properties. These materials include piezoelectric polymers and other smart composites that can adjust to factors such as temperature, radiation, and mechanical stress, ensuring optimal performance and safety in space habitats (Dargaville et al., 2006). By incorporating these materials, space habitats can maintain stability and comfort for their occupants despite the extreme conditions of space.

16.2.1 Self-Healing Materials for Damage Control

These materials are designed to repair themselves autonomously when damaged, restoring their original functionality without the need for human intervention or external repairs. Self-healing materials work through various mechanisms, broadly classified into intrinsic and extrinsic categories. Intrinsic self-healing materials possess inherent properties that allow for self-repair, typically through reversible chemical bonds or dynamic molecular interactions. Extrinsic self-healing materials, on the other hand, utilize embedded healing agents such as microcapsules or vascular networks that release repair substances upon damage. These agents can then

flow into the damaged area and facilitate the healing process (Pernigoni et al., 2021).

In space applications, self-healing materials are particularly valuable for mitigating damage caused by micrometeoroid impacts, orbital debris, and the extreme thermal and mechanical stresses encountered in space. For example, polymeric materials with self-healing capabilities can repair cracks and punctures, maintaining the integrity of habitats and extending their operational life. These materials often employ mechanisms such as microencapsulation, where healing agents are encapsulated in tiny capsules within the material matrix. When damage occurs, the capsules break open, releasing the healing agent to fill and repair the cracks (Wool, 2008). Advanced developments in self-healing materials include those that utilize nanotechnology and smart materials like carbon nanotubes (CNTs) and piezoelectric polymers. These materials can respond to environmental stimuli such as temperature changes, electrical signals, or mechanical stress to initiate the healing process. In some cases, self-healing can occur almost instantaneously, significantly reducing the risk of catastrophic failures and improving the reliability of space structures (Pernigoni et al., 2021)

One of the primary categories of self-healing materials used in space applications is polymer-based systems. These materials often incorporate microencapsulated healing agents that are released upon damage. For instance, dicyclopentadiene (DCPD) is a common healing agent embedded in polymers like epoxy, polyimides, and polysulfones. When these materials are damaged, the microcapsules break open, releasing the healing agent which then reacts to fill and repair cracks. Cyanate-ester resins, in particular, are favored in space applications due to their low outgassing properties and improved performance in the vacuum of space. These resins are used in various structural components, providing enhanced durability and reliability (Pernigoni et al., 2021).

Composite materials are another significant area where self-healing technologies have been implemented. Carbon-fiber-reinforced polymers (CFRPs) are widely used in the aerospace industry due to their strength and lightweight properties. Recent developments have focused on embedding self-healing systems within these composites. For example, CFRPs with embedded microcapsules containing variations of monomers and catalysts can autonomously repair damage caused by impacts with space debris. This

capability is crucial for maintaining the structural integrity of satellites and other space structures operating in low Earth orbit (LEO), where they are constantly exposed to potential damage from micrometeoroids and debris (Vintila et al., 2019).

In addition to polymers and composites, metallic self-healing systems are also being explored for their potential to revolutionize material design in space. These systems utilize mechanisms such as reversible metal–ligand interactions and kinetically controlled chemical reactions to facilitate self-repair. The development of self-healing metallic materials aims to enhance the lifespan and reliability of components subjected to high-stress and load-bearing applications in space (Alaneme & Bodunrin, 2017). For example NASA's Self-Healing Aluminum Metal Matrix Composite (MMC) integrates a low-melting-point alloy within a higher-melting-point aluminum matrix, enabling the material to autonomously heal cracks and damage. When a crack forms, localized heating causes the embedded low-melting-point alloy to melt and flow into the damaged area, effectively sealing the crack and restoring the structural integrity of the material. This innovative approach not only enhances the durability and lifespan of spacecraft components but also reduces the need for maintenance and repairs in the harsh and isolated environment of space. The self-healing capability of this aluminum MMC is particularly beneficial for protecting against micrometeoroid impacts and other forms of mechanical stress that spacecraft routinely encounter. The development of such advanced materials underscores NASA's commitment to improving the reliability and safety of space missions, ensuring that future explorations can proceed with greater confidence and fewer interruptions (Fisher et al., 2018).

Self-healing technologies are also being applied to electronic systems used in space. These systems often experience harsh conditions that can lead to circuit failures. Self-healing circuits incorporate materials that can restore electrical conductivity when damaged. For instance, dispersions of metallic particles in an insulating fluid can be triggered by an electric field to repair open circuit faults. This ensures the reliability and longevity of electronic systems critical for space missions (Nair et al., 2021). Innovative developments in self-healing materials continue to push the boundaries of what is possible in space exploration. Researchers are exploring the use of

CNTs and other nanomaterials to enhance the mechanical properties and efficiency of self-healing systems (Pernigoni et al., 2021).

16.2.2 Shape Memory Alloys for Morphing Structures

Shape memory alloys (SMAs) are a unique class of materials known for their ability to revert to their original shape when exposed to specific stimuli such as temperature changes. SMAs are employed in the development of morphing structures, which can change their configuration to optimize performance or respond to environmental conditions. These characteristics make SMAs particularly suitable for space applications where components need to be compact and expanded later such as expandable space habitats.

For expandable space habitats, SMAs can be utilized to create structural components that can be folded or collapsed into a compact form for transport. Upon reaching space, these components can be activated by temperature changes, causing them to unfold or expand into their operational shape. This capability is essential for maximizing the limited space available during launch while ensuring habitats can achieve their full size and functionality once deployed. A notable application involves the use of SMA-enabled collapsible rings that can form the framework of a habitat. These rings can be compactly stored during launch and then deployed by heating the SMA elements, which causes them to return to their preprogrammed shape, thus expanding the structure (Caltagirone et al., 2021).

SMAs are also employed in various mechanisms within a habitat to enhance functionality and adaptability. For instance, SMA actuators can be used to adjust panels or other structural elements dynamically, responding to changes in the external environment or operational needs. This adaptability is important for maintaining the integrity and efficiency of the habitat in the face of varying conditions such as temperature fluctuations, radiation exposure, and micrometeoroid impacts.

The development of SMAs for space applications involves extensive research and testing to ensure reliability and performance in the harsh conditions of space. Materials such as NiTi (Nickel–Titanium) alloys are commonly used due to their well-documented shape memory properties and

durability. These materials are selected and tested to meet specific requirements, including resistance to radiation and extreme temperatures, ensuring they can perform effectively over long durations in space (Viscuso et al., 2021).

Shape memory alloys (SMAs) have become essential components in various space systems, primarily due to their unique properties, such as the ability to undergo significant deformation and return to their original shape upon heating. This capability is particularly advantageous for space applications where high performance and reliability are crucial. In recent years, SMAs have been increasingly used as actuators in space systems, enhancing the functionality and adaptability of various components. One significant application of SMAs is in deployment mechanisms for space structures. These actuators can be used to deploy solar arrays, antennas, and other appendages on spacecraft. The SMA actuators are activated by thermal stimuli, causing them to change shape and thus deploy the attached structures. This deployment method is efficient and reliable, reducing the mechanical complexity and potential points of failure compared to traditional mechanical systems (Viscuso et al., 2021). Another innovative use of SMAs in space systems is developing adaptive truss structures. These structures can adjust their shape in response to thermal changes, allowing for real-time adaptability to changing environmental conditions and operational requirements. This capability is particularly beneficial for optimizing the orientation and positioning of solar panels and antennas to ensure optimal performance (Costanza & Tata, 2020).

In addition to deployment mechanisms, SMAs are also employed in vibration control systems. Spacecraft often experience vibrations due to various factors, including mechanical operations and external impacts. SMA actuators can mitigate these vibrations by providing active damping. They are particularly effective due to their high-energy dissipation capability and the ability to generate significant recovery forces. This application is critical for maintaining the stability and functionality of delicate instruments and components during missions (Godard et al., 2003). SMAs have also been used in the design of low-shock release devices. These devices are crucial for the deployment of sensitive payloads, ensuring that the deployment process occurs smoothly and without inducing excessive forces that could damage the payload. The controlled release

provided by SMA actuators is highly reliable and effective in minimizing shock during deployment (Oh et al., 2012).

16.2.3 Response Materials for Environmental Adaptation

Phase change materials (PCMs) can help maintain a stable and suitable interior temperature by absorbing and releasing thermal energy during phase transitions, typically from solid to liquid and vice versa. In space habitats, PCMs are used to mitigate the effects of extreme temperature fluctuations. When the habitat is exposed to direct solar radiation, PCMs absorb excess heat, preventing the internal temperature from rising too high. Conversely, during periods of eclipse or in the shadow of other celestial bodies, PCMs release the stored heat, preventing the temperature from dropping too low. This cyclical absorption and release of thermal energy help maintain a consistent and comfortable environment for the crew (Rismanchi et al., 2023).

One innovative application of PCMs in space habitats is in the form of heat sinks. NASA has conducted trade studies comparing various PCMs, such as paraffin wax and water ice, to determine their effectiveness in thermal management systems for spacecraft. These studies indicate that water ice PCM heat sinks can significantly reduce the equivalent system mass of the vehicle by combining a smaller heat sink with a slight increase in radiator size or the addition of a lightweight heat pump. This configuration optimizes the thermal control system, making it more efficient and effective (Quinn et al., 2011).

Furthermore, PCMs are being integrated into thermoelectric energy harvesting devices designed for space applications. These devices use PCMs to store thermal energy and maintain a consistent temperature differential, which is necessary for efficient thermoelectric generation. For example, a thermoelectric harvester with a paraffin/expanded graphite composite PCM has shown enhanced thermal conductivity and maintainable latent heat storage capacity after repeated thermal cycling. This innovation ensures the device can effectively convert thermal energy into electrical energy, providing a reliable power source for space missions (Tu et al., 2017).

Structurally dynamic polymers are another responsive material that have the ability to adapt and respond to various environmental stimuli. These polymers can change their physical properties, such as shape, stiffness, or permeability, in response to external factors like temperature, light, pH, or mechanical stress. One of the key mechanisms behind the functionality of structurally dynamic polymers is the use of reversible chemical bonds, both covalent and non-covalent. These bonds allow the polymer to undergo structural rearrangements at the molecular level, enabling macroscopic changes in properties. For instance, dynamic covalent polymer networks (DCPNs) have shown remarkable capabilities in self-healing and reprocessing, which are essential for maintaining the integrity and longevity of space structures. These networks can autonomously repair damage by forming new bonds at the site of a break or crack, thus restoring the material's original properties without the need for external intervention (Zheng et al., 2021). In addition to self-healing, structurally dynamic polymers can exhibit shape memory effects, where the material can return to a predefined shape when exposed to a specific stimulus. This property is particularly valuable for deployable space structures that need to be compact during launch and then expand once in orbit. Shape memory polymers can be programmed to change shape in response to temperature changes, allowing for the creation of morphing structures that optimize space and functionality (Zhang et al., 2021).

Structurally dynamic polymers also play a significant role in developing adaptive thermal management systems. These polymers can alter their thermal conductivity or phase change behavior in response to temperature fluctuations, helping to maintain a stable internal environment within the habitat. For example, hydrogels derived from structurally dynamic polymers can modulate their thermal properties by adjusting their water content, which in turn affects their heat absorption and dissipation characteristics (Barcan et al., 2015). The incorporation of dynamic bonds into polymers also enhances their performance in terms of durability and functionality. These bonds enable the material to respond to environmental stressors by undergoing controlled and reversible changes. This capability is particularly important for maintaining the mechanical integrity of space structures subjected to conditions such as microgravity, radiation, and temperature extremes (Wojtecki et al., 2011).

Another responsive material that has gained attention for space habitat design is ionic-polymer–metal composites (IPMCs). IPMCs are dynamic materials that can respond to electrical stimuli. These composites consist of a polymer matrix embedded with metal particles, which allow them to act as actuators or sensors by bending in response to an electric field. IPMCs are particularly effective in applications requiring high sensitivity to curvature changes, such as deployable or inflatable space structures. The flexibility and responsiveness of IPMCs make them ideal for monitoring and adjusting the shape of these structures during deployment or in response to environmental changes. For instance, an IPMC sensor strip can detect curvature variations with high accuracy, enabling precise control over the structural configuration of habitat modules or other deployable components (Bahramzadeh & Shahinpoor, 2011).

The dynamic response of IPMCs is governed by the ion migration within the polymer matrix when subjected to an electric field. This migration causes the material to bend, providing a reliable and repeatable actuation mechanism. The ability of IPMCs to maintain linearity, sensitivity, and repeatability under various conditions makes them a promising candidate for use in varying environments. In addition to their use in sensing applications, IPMCs can also serve as actuators for various space systems. Their high flexibility and adaptability enable them to perform tasks such as adjusting solar panels, controlling antenna orientations, or even manipulating small robotic elements within the habitat.

16.3 ADVANCED RADIATION SHIELDING MATERIALS

Recent advancements in radiation shielding technologies focus on innovative materials and novel applications. One significant development is the use of wearable radiation-shielding garments, which can provide personalized protection during solar particle events (SPEs). These garments have shown promise in emergency situations, offering significant dose reductions to sensitive organs (Vuolo et al., 2017). Another promising avenue is magnetic shielding using superconductors, which offers advantages such as reduced mass and the ability to utilize space conditions

to maintain critical temperatures, although it remains largely conceptual at this stage (Ferrone et al., 2023).

Comparing traditional materials like aluminum and polyethylene with emerging alternatives such as polyethylene-based nanocomposites and lithium hydride reveals the latter's superior performance in radiation shielding. These new materials offer enhanced protection and improved mechanical properties, making them suitable for multifunctional use in spacecraft and habitats (Giraudo et al., 2018). Integrating these advanced materials into habitat design involves optimizing the balance between protection, weight, and structural integrity. The development of ISRU technologies allows for the use of local materials, such as Martian regolith, to construct protective barriers. This approach reduces the need to transport heavy shielding materials from Earth and enhances the feasibility of long-term missions by leveraging local resources.

16.3.1 New Developments in Radiation Shielding Technologies

The field of radiation shielding for space habitats has seen significant advancements in recent years, driven by the need for more effective, lightweight, and versatile materials. Traditional materials like aluminum and polyethylene have been the mainstay for shielding but are now being complemented and, in some cases, replaced by more advanced alternatives.

Polymer-based composites offer a unique combination of lightweight properties, flexibility, and high-shielding efficiency, making them ideal for space applications where weight and versatility are critical factors. One of the notable advantages of polymer-based composites is their ability to incorporate various high atomic number (high-Z) fillers, such as tungsten, bismuth, and silicon carbide. These fillers enhance the radiation attenuation properties of the polymer matrix. For instance, composites made from ethylene vinyl acetate (EVA) copolymers combined with silicon carbide or boron carbide have demonstrated substantial improvements in shielding efficiency. These materials can block up to 91% of X-rays at specific energies, providing effective protection while maintaining a lightweight profile (Almurayshid et al., 2021).

Further advancements include the development of multilayered polymer composites. These structures use various layers of polymer composites with different fillers to achieve superior shielding performance. For example, silicone-based composites with additives like tin, cerium oxide, and tungsten oxide can achieve lead-equivalent X-ray shielding while remaining flexible and nontoxic (Gilys et al., 2022). Carbon-based fillers, such as CNTs and graphene, have also shown great promise in enhancing the shielding capabilities of polymer composites. These materials provide excellent electrical, thermal, and mechanical properties, making them suitable for multifunctional applications. Composites reinforced with graphene or CNTs offer enhanced mechanical strength and thermal conductivity (Nazir et al., 2018).

Moreover, recent research has focused on the development of lightweight, biodegradable polymer composites for radiation shielding. For instance, poly(lactic acid) (PLA) composites reinforced with multi-walled carbon nanotubes (MWCNTs) have been shown to provide high-performance EMI shielding with excellent mechanical properties. These composites are not only effective in shielding against electromagnetic interference (EMI) but are also environmentally friendly, addressing the sustainability concerns in space missions (Kuang et al., 2016).

Carbon-based materials have emerged as highly effective solutions for radiation shielding in space habitats due to their exceptional properties, including high electrical conductivity, light weight, flexibility, and excellent mechanical strength. These materials, which include graphene, CNTs, and other carbon nanostructures, offer unique advantages over traditional metal-based shielding materials.

Graphene, a single layer of carbon atoms arranged in a hexagonal lattice, has attracted significant attention for its outstanding electrical, thermal, and mechanical properties. Graphene-based composites have shown remarkable performance in EMI shielding, making them suitable for space applications. These composites can effectively attenuate electromagnetic waves across a wide frequency range, providing superior shielding efficiency compared to conventional materials (Nazir et al., 2018). CNTs, another form of carbon nanomaterial, exhibit excellent electrical conductivity and mechanical properties. CNT-based composites have been extensively studied for their EMI shielding capabilities. These composites can be tailored to achieve

high shielding effectiveness by optimizing the dispersion and alignment of CNTs within the polymer matrix. For instance, hybrid composites combining CNTs with other conductive materials like metals or metal oxides can further enhance the shielding performance (Wu et al., 2021).

Additionally, the development of three-dimensional (3D) carbon structures, such as foams, sponges, and aerogels, has opened new possibilities for lightweight and flexible shielding materials. These 3D carbon materials offer high surface area and interconnected networks, which improve their ability to absorb and dissipate electromagnetic waves. For example, graphene foam composites have demonstrated high EMI shielding effectiveness while maintaining low density and flexibility, making them ideal for aerospace applications (Gupta & Tai, 2019). Combining carbon materials with other advanced materials can lead to synergistic effects that enhance their shielding properties. For instance, MXene/carbon composites and metal-organic frameworks (MOFs) derived porous carbon nanocomposites have shown significant improvements in EMI shielding performance. These novel composites leverage the unique properties of each component to achieve superior shielding efficiency and mechanical stability (Wu et al., 2021).

Magnetic shielding using superconductors is another promising approach. Superconductors, due to their unique properties, can create highly effective magnetic fields that deflect charged particles, thus providing a barrier against cosmic radiation. Superconductors are materials that exhibit zero electrical resistance and expulsion of magnetic fields when cooled below a certain critical temperature. This phenomenon, known as the Meissner effect, allows superconductors to generate strong magnetic fields that can effectively shield against various types of radiation. One significant application of this technology is in the development of superconducting magnetic shields designed to protect astronauts from cosmic radiation during space missions.

A notable example of this technology in action is the European Space Radiation Superconducting Shield (SR2S) project, which aims to demonstrate the feasibility of using superconducting magnetic shielding to protect astronauts. The project utilizes magnesium diboride (MgB2) in the superconductor coils, leveraging its properties to create a protective magnetic field around the spacecraft (Rosso, 2015). The concept of using

superconductors for magnetic shielding offers several advantages. First, the conditions in space, such as the extremely low temperatures, are conducive to maintaining the critical temperature required for superconductors to function effectively. This reduces the need for extensive cooling systems, making the technology more practical for space applications. Additionally, superconducting shields can provide high levels of protection with significantly less mass compared to traditional passive shielding materials, which is a crucial factor in space missions where weight is a critical constraint (Ferrone et al., 2023).

However, the development and implementation of superconducting magnetic shielding technology face several challenges. One of the primary issues is the need for high critical current densities in the superconductors to generate sufficient magnetic fields. This requires advanced materials and precise engineering to ensure the superconductors can handle the high currents without losing their superconducting properties (Genenko, 2002). Moreover, the configuration and geometry of the superconducting shields are critical to their effectiveness. Research has shown that various geometries, such as hollow cylinders and semi-closed configurations, can significantly impact the shielding performance. These designs must be optimized to ensure that the magnetic fields are effectively concentrated and do not allow radiation to penetrate through weak points (Fagnard et al., 2019).

16.3.2 Comparing Traditional and Emerging Materials for Radiation Protection

Traditional materials like aluminum and polyethylene have been widely used due to their availability and proven effectiveness. However, emerging materials such as advanced composites and nanomaterials are being developed to offer enhanced protection while addressing the limitations of traditional options.

Aluminum has long been a staple in spacecraft construction due to its structural properties and moderate radiation shielding capabilities. However, its effectiveness is limited compared to materials with higher hydrogen content. Aluminum can generate secondary radiation when interacting with high-energy particles, which poses additional risks to astronauts (Wilson et al., 2001). Additionally, studies have shown that

cancer induction rates may increase behind aluminum shielding due to secondary particle production, making it less desirable for long-duration missions where cumulative exposure is a concern (Simonsen et al., 2000).

Furthermore, research has highlighted the limitations of the aluminum equivalent approximation, which has been used historically for space radiation analysis. This approximation can result in significant errors when assessing the interior particle environment of spacecraft. For example, using aluminum equivalents to estimate the radiation shielding effectiveness of polyethylene and other advanced materials can lead to underestimations of their true protective capabilities (Badavi et al., 2010).

Comparative studies involving aluminum and other materials have demonstrated that while aluminum provides adequate shielding against certain types of radiation, it is often outperformed by materials with higher hydrogen content, such as polyethylene. Experiments have shown that aluminum generates more secondary protons than polyethylene when exposed to high-energy protons, leading to increased biological effectiveness of the radiation, which further complicates its use as a sole shielding material (Mancusi et al., 2007).

Polyethylene is another traditional material for radiation shielding in space due to its high hydrogen content, which makes it highly effective at attenuating galactic cosmic rays (GCRs). Its low density and high hydrogen content provide excellent shielding properties against both high-energy protons and secondary neutron radiation. However, its poor mechanical properties limit its use in structural applications. Studies have demonstrated that polyethylene-based composites significantly enhance radiation protection. For instance, composites reinforced with CNTs or graphene oxide (GO) nanoplatelets maintain their radiation shielding effectiveness (Laurenzi et al., 2020).

Polyethylene's effectiveness has also been validated in real space conditions. For example, the ALTEA-shield ESA sponsored program tested polyethylene on the ISS and found it significantly reduced radiation exposure. These tests confirmed polyethylene's superior performance, achieving a dose rate reduction of up to 32% and a dose equivalent rate reduction of 55% with a 10 g/cm^2 shield (Narici et al., 2017). Moreover, polyethylene has been incorporated into the ISS Crew Quarters to further

protect astronauts from radiation. The implementation of polyethylene shielding in the Zvezda Service Module resulted in a 20% or more reduction in equivalent dose to the crew, illustrating its practical application and effectiveness in space habitats (Shavers et al., 2004).

Researchers have been developing polyethylene-based composites reinforced with nanoparticles such as CNTs and GO to overcome polyethylene's structural limitations, These composites retain polyethylene's superior shielding effectiveness while significantly improving its mechanical, electrical, and thermal properties (Laurenzi et al., 2020). Polyethylene-fiber-reinforced composites have also shown promise as structural materials with enhanced radiation shielding capabilities. These composites combine the shielding effectiveness of polyethylene with the mechanical strength of epoxy matrices, making them suitable for multifunctional use in space habitats. Studies have demonstrated that these composites can effectively reduce radiation dose, with experimental results confirming their potential for use in protecting astronauts from high-energy radiation in space (Kaul et al., 2004).

Polymer-based composites are emerging as highly effective materials for radiation shielding in space habitats due to their unique combination of lightweight properties, flexibility, and high shielding efficiency. These composites typically involve a polymer matrix doped with various high atomic number (high-Z) fillers, such as boron carbide, silicon carbide, and carbon-based nanomaterials, which significantly enhance their radiation protection capabilities.

Furthermore, advancements in the development of multilayered polymer composites have been significant. These materials incorporate various layers of polymer composites with different fillers to optimize radiation protection. For example, silicone-based composites containing additives like tin, cerium oxide, tungsten oxide, and bismuth have been developed to provide lead-equivalent X-ray shielding while remaining flexible and lightweight. These multilayered structures can effectively attenuate a wide range of radiation types, making them ideal for space applications (Gilys et al., 2022).

Another innovative approach involves the use of hydrogen-rich polymer nanocomposites. These materials combine high hydrogen content with the

enhanced mechanical properties of nanomaterials, such as MWCNTs. Polymer nanocomposites have been shown to improve overall material properties while maintaining excellent radiation shielding performance. For instance, polybenzimidazole (PBI) reinforced with acid-functionalized MWCNTs demonstrates high-performance characteristics suitable for space radiation shielding (Chen et al., 2014).

16.3.3 Incorporating Shielding Materials into Habitat Design

Incorporating radiation shielding materials into the design of space habitats is crucial for protecting astronauts from harmful cosmic radiation and SPEs. This integration requires a strategic approach to balance protection, weight, and functionality. Advanced materials and innovative design strategies are essential to achieve effective shielding without compromising the structural integrity and livability of the habitat.

One innovative approach involves using water-filled elements within the habitat structure, which offers significant benefits due to water's high hydrogen content and its ability to attenuate radiation effectively. Water is an excellent material for radiation shielding because it can attenuate a wide range of radiation types, including gamma rays and neutrons. This makes it particularly effective against GCRs, which pose a significant threat to astronauts on long-duration space missions. The high hydrogen content in water allows it to effectively slow down and capture fast-moving particles, reducing the radiation dose that penetrates the habitat (Kodaira et al., 2014). A practical application of water-filled shielding is the PERSEO project (Personal Radiation Shielding for Interplanetary Missions), funded by the Italian Space Agency. The project developed a water-filled garment prototype designed for personal radiation protection during SPEs. This garment, which can be filled with on-board water, was successfully tested on the ISS by ESA astronaut Paolo Nespoli. The garment demonstrated significant radiation dose reduction, providing effective protection to sensitive organs, and confirmed its practicality and wearability in a microgravity environment (Baiocco et al., 2020).

Water-filled elements can also be integrated into the structural design of space habitats. For instance, using water bladders within the walls of the habitat not only provides radiation shielding but also utilizes the water

supply needed for life support systems. This dual-purpose use of water helps to minimize the mass and volume requirements, which are critical considerations in space missions. These water bladders can be strategically placed in areas where radiation exposure is expected to be highest, such as external walls and around living quarters (Bell & Bannova, 2011). The use of water-filled elements for radiation shielding was also explored in the context of wearable radiation-shielding spacesuits. These suits are designed to protect astronauts' most radiosensitive organs during emergency operations outside radiation shelters. Studies have shown that such suits, when filled with water or other organic compounds, can significantly reduce the radiation dose to critical organs, extending the time astronauts can safely spend outside shelters during SPEs (Vuolo et al., 2017).

One of the most effective strategies for integrating radiation shielding into space habitat design is the use of multilayered shielding. This approach combines different materials to create layers that provide comprehensive protection against a range of radiation types. Multilayered shielding not only enhances radiation attenuation but also addresses the limitations of single-material shields by optimizing the properties of each layer. The principle behind multilayered shielding is to utilize materials with complementary properties to achieve superior overall protection. For instance, combining high-Z (high atomic number) materials like tungsten or tantalum with low-Z materials such as polyethylene or hydrogen-rich compounds can create an effective barrier against both gamma rays and neutrons. High-Z materials are excellent at absorbing high-energy photons, while low-Z materials are more effective at slowing down and capturing neutrons (Yang et al., 2015).

Recent studies have shown that multilayer configurations can significantly enhance radiation shielding efficiency. For example, experiments using various multilayer structures demonstrated that combinations of aluminum, copper, and tantalum provided optimal shielding against high-energy protons. The simulations conducted using the Geant4 software package confirmed that these multilayer structures were more effective than monolayer shields, reducing the dose of radiation significantly (Giraudo et al., 2018). In addition to metal-based multilayers, incorporating hydrogen-rich materials such as high-density polyethylene (HDPE) into the shielding design enhances neutron attenuation. HDPE is particularly effective when

used in conjunction with materials like aluminum or tantalum, as it helps to mitigate the secondary radiation produced by high-Z materials. This combination has been shown to provide a balanced approach to shielding, addressing both primary and secondary radiation concerns (Han et al., 2023). The design and implementation of multilayered shielding also extend to structural elements within space habitats. Integrating layers of materials like boron carbide and silicon carbide into the habitat walls can enhance protection without significantly increasing weight. These materials offer excellent mechanical properties in addition to their radiation shielding capabilities, making them suitable for both structural and protective functions (Sazali et al., 2019).

One of the most promising materials for radiation shielding in space habitats is regolith. Utilizing regolith for radiation protection offers several advantages, primarily due to its availability and effectiveness in attenuating cosmic radiation. This not only lowers launch costs but also provides effective protection against harmful cosmic radiation and SPEs. Regolith's high hydrogen content makes it particularly effective at attenuating radiation, especially when compared to traditional materials like aluminum. Studies have shown that lunar regolith can be as effective as aluminum in shielding against high-energy solar protons. For example, simulations using NASA's OLTARIS tool demonstrated that compressed lunar regolith significantly decreases the effective dose equivalent, making it a viable option for protecting habitats from GCRs and SPEs (Phạm & El-Genk, 2008). Regolith can be used to create composite materials that enhance its shielding properties. For instance, Martian regolith combined with high-performance polymer binders has been shown to improve both the structural and shielding properties of the composite. These composites can effectively reduce radiation dose, making them suitable for constructing walls and other structural elements in space habitats (Kim et al., 2001).

Using regolith for habitat construction involves several methods, including the compression of raw regolith to form dense shielding blocks and the development of regolith-based concrete. These methods have been explored to optimize the density and thickness of regolith layers for maximum radiation protection. Research has shown that multilayered structures composed of regolith and other available materials can provide superior protection compared to pure regolith layers (Akisheva & Gourinat, 2021).

Incorporating regolith into the design of space habitats also offers thermal insulation benefits. Compressed regolith can maintain comfortable temperatures within the habitat, requiring minimal energy for heating or cooling. This dual functionality of radiation protection and thermal insulation makes regolith an ideal material for long-term space missions (Akisheva et al., 2021).

An approach for utilizing regolith involves creating inflatable structures that can be filled with regolith to form a protective shell around the habitat. This method allows for rapid deployment and easy accessibility to the habitat exterior for maintenance and repairs. Another strategy is to use robotic systems to excavate and transport regolith, forming protective berms or covering cylindrical ducts to shield habitats. Moreover, innovative technologies are being developed to stabilize and process regolith into usable building materials. For instance, urethane resins can be used to bind regolith particles, forming concrete-like materials that can be molded into structural components. This approach allows for the creation of strong, durable building blocks that provide effective radiation shielding (Gosau, 2012).

REFERENCES

Akhnoukh, A., Al-Khateib, H., Edmunson, J., Fiske, M., & Fikes, J., 2021. *Developing Concrete Mixes using Micro Sized Lunar and Martian Regolith for Space Applications*, 2, pp. 182–190. 10.29007/4TL3.

Akisheva, Y., & Gourinat, Y., 2021. Utilisation of moon regolith for radiation protection and thermal insulation in permanent lunar habitats. *Applied Sciences*, 11, pp. 3853. https://doi.org/10.3390/app110.3853.

Akisheva, Y., Gourinat, Y., Foray, N., & Cowley, A., 2021. Regolith and radiation: The cosmic battle. *Lunar Science – Habitat and Humans [Working Title]*. https://doi.org/10.5772/intechopen.101437.

Alaneme, K., & Bodunrin, M., 2017. Self-healing using metallic material systems – A review. *Applied Materials Today*, 6, pp. 9–15. https://doi.org/10.1016/J.APMT.2016.11.002.

Almurayshid, M., Alssalim, Y., Aksouh, F., Almsalam, R., ALQahtani, M., Sayyed, M., & Almasoud, F., 2021. Development of new lead-free composite materials as potential radiation shields. *Materials*, 14. https://doi.org/10.3390/ma14174957.

Anderson, S., & Thangavelautham, J., 2021. Solar-Powered Additive Manufacturing in Extraterrestrial *Environments.* https://doi.org/10.1061/9780784483374.068.

Badavi, F., Adams, D., & Wilson, J., 2010. On the validity of the aluminum equivalent approximation in space radiation shielding applications. *Advances in Space Research*, 46, pp. 719–727. https://doi.org/10.1016/J.ASR.2010.04.006.

Bahramzadeh, Y. & Shahinpoor, M. (2011). Dynamic curvature sensing employing ionic-polymer–metal composite sensors. *Smart Materials and Structures*, 20(9), 094011. https://doi.org/10.1088/0964-1726/20/9/094011.

Baiocco, G., Giraudo, M., Bocchini, L., Barbieri, S., Locantore, I., Brussolo, E., Giacosa, D., Meucci, L., Steffenino, S., Ballario, A., Barresi, B., Barresi, R., Benassai, M., Ravagnolo, L., Narici, L., Rizzo, A., Carrubba, E., Carubia, F., Neri, G., Crisconio, M., Piccirillo, S., Valentini, G., Barbero, S., Giacci, M., Lobascio, C., & Ottolenghi, A., 2020. The PERSEO experience: A water-filled garment prototype for personal radiation protection of astronauts successfully tested on board the International Space Station. *Aerotecnica Missili & Spazio*, 99, pp. 111–114. https://doi.org/10.1007/s42496-020-00048-0.

Barcan, G., Zhang, X., & Waymouth, R., 2015. Structurally dynamic hydrogels derived from 1,2-dithiolanes. *Journal of the American Chemical Society*, 137 17, pp. 5650–5653. https://doi.org/10.1021/jacs.5b02161.

Bell, L., & Bannova, O., 2011. Lunar habitat micrometeoroid and radiation shielding: Options, applications, and assessments. *Journal of Aerospace Engineering*, 24, pp. 72–78. https://doi.org/10.1061/(ASCE)AS.1943-5525.0000054.

Bier, H., Vermeer, E., Hidding, A., & Jani, K., 2021. Design-to-robotic-production of underground habitats on mars. *Journal of Architecture and Built Environment*, 8, pp. 31–38. https://doi.org/10.7480/SPOOL.2021.2.6075.

Caltagirone, P., Wheeler, R., Benafan, O., Bigelow, G., Karaman, I., Calkins, F., Kuntz, M., Leal, P., Nicholson, D., Ozcan, H., Stebner, A., Turner, T., Young, A., Young, M., & Zamani, N., 2021. Shape memory alloy-enabled expandable space habitat—Case studies for second CASMART student design challenge. *Shape Memory and Superelasticity*, 7, pp. 280–303. https://doi.org/10.1007/s40830-021-00329-y.

Castelein, S., Aarts, T., Schleppi, J., Hendrikx, R., Böttger, A., Benz, D., Marechal, M., Makaya, A., Brouns, S., Schwentenwein, M., Meyer, A., & Lehner, B., 2020. Iron can be microbially extracted from lunar and Martian regolith simulants and 3D printed into tough structural materials. *PLoS ONE*, 16. https://doi.org/10.1371/journal.pone.0249962.

Cesaretti, G., Dini, E., Kestelier, X., Colla, V., & Pambaguian, L., 2014. Building components for an outpost on the Lunar soil by means of a novel 3D printing technology. *Acta Astronautica*, 93, pp. 430–450. https://doi.org/10.1016/J.ACTAASTRO.2013.07.034

Chen, S., et al., 2014. "Polymer nanocomposite for space applications," 14th IEEE International Conference on Nanotechnology, Toronto, ON, Canada, 2014, pp. 685–688, https://doi:10.1109/NANO.2014.6968141.

Costanza, G., & Tata, M., 2020. Shape memory alloys for aerospace, recent developments, and new applications: A short review. *Materials*, 13. https://doi.org/10.3390/ma13081856.

Dargaville, T., Elliott, J., Jones, G., & Celina, M., 2006. Verification and operation of adaptive materials in space. *Science & Engineering Faculty*. https://doi.org/10.2172/899377.

Edmunson, J., Fiske, M., Mueller, R., Alkhateb, H., Akhnoukh, A., Morris, H., Townsend, I., Fikes, J., & Johnston, M., 2018. Additive construction with mobile emplacement: Multifaceted planetary construction materials

development. *Earth and Space* 2018. https://doi.org/10.1061/9780784481899.074.

Fagnard, J., Vanderheyden, B., Pardo, E., & Vanderbemden, P., 2019. Magnetic shielding of various geometries of bulk semi-closed superconducting cylinders subjected to axial and transverse fields. *Superconductor Science and Technology*, 32. https://doi.org/10.1088/1361-6668/ab1824.

Ferrone, K., Willis, C., Guan, F., Ma, J., Peterson, L., & Kry, S., 2023. A review of magnetic shielding technology for space radiation. *Radiation*. https://doi.org/10.3390/radiation3010005.

Fisher, C., Henderson, H., Kesler, M., Zhu, P., Bean, G., Wright, M., Newman, J., Brinson, L., Figueroa, O., & Manuel, M., 2018. Repairing large cracks and reversing fatigue damage in structural metals. *Applied Materials Today*. https://doi.org/10.1016/J.APMT.2018.07.003.

Genenko, Y. A, 2002. Magnetic shielding for improvement of superconductor performance. *physica status solidi (a)*, 189 2, pp. 469–473.

Gilys, L., Griškonis, E., Griškevičius, P., & Adlienė, D., 2022. Lead free multilayered polymer composites for radiation shielding. *Polymers*, 14. https://doi.org/10.3390/polym14091696.

Giraudo, M., Schuy, C., Weber, U., Rovituso, M., Santin, G., Norbury, J., Tracino, E., Menicucci, A., Bocchini, L., Lobascio, C., Durante, M., & Tessa, C., 2018. Accelerator-based tests of shielding effectiveness of different materials and multilayers using high-energy light and heavy ions. *Radiation Research*, 190, pp. 526–537. https://doi.org/10.1667/RR15111.1.

Godard, O., Lagoudas, M., & Lagoudas, D., 2003. Design of space systems using shape memory alloys, 5056. 10.1117/12.483469.

Gosau, J., 2012. Regolith Stabilization and Building Materials for the Lunar Surface, pp. 243–249. 10.1061/9780784412190.028.

Gu, H., & Li, L., 2019. Computational fluid dynamic simulation of gravity and pressure effects in laser metal deposition for potential additive manufacturing in space. *International Journal of Heat and Mass Transfer*. https://doi.org/10.1016/J.IJHEATMASSTRANSFER.2019.05.081.

Gupta, S., & Tai, N., 2019. Carbon materials and their composites for electromagnetic interference shielding effectiveness in X-band. *Carbon*. https://doi.org/10.1016/J.CARBON.2019.06.002.

Han, Z., Liu, S., & Lian, K., 2023. Multilayer radiation shield for a photodetector in space applications. *2023 IEEE 3rd International Conference on Electronic Technology, Communication and Information (ICETCI)*, pp. 1463–1467. 10.1109/ICETCI57876.2023.10176697.

Hedayati, R., & Stulova, V., 2023. 3D Printing for Space Habitats: Requirements, Challenges, and Recent Advances. *Aerospace*. https://doi.org/10.3390/aerospace10070653.

Kaul, R., Barghouty, A., & Dahche, H., 2004. Space radiation transport properties of polyethylene-based composites. *Annals of the New York Academy of Sciences*, 1027. https://doi.org/10.1196/annals.1324.013.

Khosravani, M., & Haghighi, A., 2022. Large-scale automated additive construction: Overview, robotic solutions, sustainability, and future prospect. *Sustainability*. https://doi.org/10.3390/su14159782.

Kim, M., Thibeault, S., Wilson, J., Heilbronn, L., Kiefer, R., Weakley, J., Dueber, J., Fogarty, T., & Wilkins, R., 2001. Radiation protection using Martian surface materials in human exploration of Mars. *Physica Medica: PM: An international Journal Devoted to the Applications of Physics to Medicine and Biology: Official Journal of the Italian Association of Biomedical Physics*, 17 Suppl 1, pp. 81–3.

Kodaira, S., Tolochek, R., Ambrožová, I., Kawashima, H., Yasuda, N., Kurano, M., Kitamura, H., Uchihori, Y., Kobayashi, I., Hakamada, H., Suzuki, A., Kartsev, I., Yarmanova, E., Nikolaev, I., & Shurshakov, V., 2014. Verification of shielding effect by the water-filled materials for space radiation in the International Space Station using passive

dosimeters. *Advances in Space Research*, 53, pp. 1–7. https://doi.org/10.1016/J.ASR.2013.10.018.

Krantz, D., Nasla, S., Byrne, J., & Rosenberger, B., 2001. On-demand spares fabrication during space missions using laser direct metal deposition, 552, pp. 170–175. https://doi.org/10.1063/1.1357922.

Kraske, U., 2023. A truly hybrid laser AM part for space exploration, 12412, pp. 1241207–1241207-6. 10.1117/12.2650647.

Kuang, T., Chang, L., Chen, F., Sheng, Y., Fu, D., & Peng, X., 2016. Facile preparation of lightweight high-strength biodegradable polymer/multi-walled carbon nanotubes nanocomposite foams for electromagnetic interference shielding. *Carbon*, 105, pp. 305–313. https://doi.org/10.1016/J.CARBON.2016.04.052.

Laurenzi, S., Zanet, G., & Santonicola, M., 2020. Numerical investigation of radiation shielding properties of polyethylene-based nanocomposite materials in different space environments. *Acta Astronautica*, 170, pp. 530–538. https://doi.org/10.1016/j.actaastro.2020.02.027.

Lelieveld, C., 2013. *Smart Materials For The Realization of an Adaptive Building Component*. https://doi.org/10.4233/UUID:21BA183B-450E-45A1-BC89-24799586735C.

Mahamood, R., 2018. Areas of Application of Laser Metal Deposition Process–Part Repair and Remanufacturing, pp. 143–164. 10.1007/978-3-319-64985-6_7.

Mancusi, D., Bertucci, A., Gialanella, G., Grossi, G., Manti, L., Pugliese, M., Rusek, A., Scampoli, P., Sihver, L., & Durante, M., 2007. Comparison of aluminum and Lucite for shielding against 1 GeV protons. *Advances in Space Research*, 40, pp. 581–585. https://doi.org/10.1016/J.ASR.2006.11.033.

Meyers, C., & Toutanji, H., 2007. Analysis of lunar-habitat structure using waterless concrete and tension glass fibers. *Journal of Aerospace Engineering*, 20, pp. 220–226. https://doi.org/10.1061/(ASCE)0893-1321(2007)20:4(220).

Mitchell, A., Lafont, U., Hołyńska, M., & Semprimoschnig, C., 2018. Additive manufacturing – A review of 4D printing and future applications. *Additive Manufacturing*. https://doi.org/10.1016/J.ADDMA.2018.10.038.

Muhlbauer, R., Britton, N., Bentzen, N., Porter, A., Pizzino, T., Hoyt, R., & Prater, T., 2018, July 23. Building a Plastics Fabrication Laboratory on the ISS: FabLab, MANTIS, Refabricator, CRISSP, ERASMUS, and MAMBA (Report No. M18-6790). NASA Marshall Space Flight Center.

Nair, M., Prasad, O., Trivedi, K., Ranjan, P., Parab, V., Pillai, S., & Sambandan, S., 2021. Self-healing circuits for space technology. *Applied Physics Letters*. https://doi.org/10.1063/5.0056545.

Narici, L., Casolino, M., Fino, L., Larosa, M., Picozza, P., Rizzo, A., & Zaconte, V., 2017. Performances of Kevlar and polyethylene as radiation shielding on-board the International Space Station in high latitude radiation environment. *Scientific Reports*, 7. https://doi.org/10.1038/s41598-017-01707-2.

Naser, M., & Chehab, A., 2018. Materials and design concepts for space-resilient structures. *Progress in Aerospace Sciences*, 98, pp. 74–90. https://doi.org/10.1016/J.PAEROSCI.2018.03.004.

Nazir, A., Yu, H., Wang, L., Haroon, M., Ullah, R., Fahad, S., Naveed, K., Elshaarani, T., Khan, A., & Usman, M., 2018. Recent progress in the modification of carbon materials and their application in composites for electromagnetic interference shielding. *Journal of Materials Science*, 53, pp. 8699–8719. https://doi.org/10.1007/s10853-018-2122-x.

Oh, H., Jo, M., Lee, K., & Kim, D., 2012. Spaceborne tilt mirror mechanism and application of shape memory alloy actuator to implement fail-safe function in emergency mode. *Transactions of the Japan Society for Aeronautical and Space Sciences*, 55, pp. 373–378. https://doi.org/10.2322/TJSASS.55.373.

Pernigoni, L., Lafont, U., & Grande, A., 2021. Self-healing materials for space applications: Overview of present development and major limitations. *CEAS Space Journal*, 13, pp. 341–352. https://doi.org/10.1007/s12567-021-00365-5.

Phạm, T., & El-Genk, M., 2008. *Regolith Biological Shield for a Lunar Outpost from High Energy Solar Protons*, 969, pp. 474–483. https://doi.org/10.1063/1.2845005.

Plamadiala, I., Croitoru, C., Pop, M. A., & Roata, I. C., 2025. Enhancing Polylactic Acid (PLA) Performance: A Review of Additives in Fused Deposition Modelling (FDM) Filaments. *Polymers*, 17(2), 191. https://doi.org/10.3390/polym17020191.

Quinn, G., Hodgson, E., & Stephan, R., 2011. *Phase Change Material Trade Study: A Comparison Between Wax and Water for Manned Spacecraft*. https://doi.org/10.2514/6.2011-5229.

Rapp, D., Andringa, J., Easter, R., Smith, J., Wilson, T., Clark, D., & Payne, K., 2005. Preliminary system analysis of in situ resource utilization for Mars human exploration. 2005 IEEE Aerospace Conference, pp. 319–338. 10.1109/AERO.2005.1559325.

Reitz, B., Lotz, C., Gerdes, N., Linke, S., Olsen, E., Pflieger, K., Sohrt, S., Ernst, M., Taschner, P., Neumann, J., Stoll, E., & Overmeyer, L., 2021. Additive manufacturing under lunar gravity and microgravity. *Microgravity Science and Technology*, 33. https://doi.org/10.1007/s12217-021-09878-4.

Rismanchi, B., Mousavi, S., Kachalov, A., Sánchez, P., Martínez, Ú., & Ezquerro, J., 2023. Preliminary design of a space habitat thermally controlled using phase change materials. *Thermo*. https://doi.org/10.3390/thermo3020014.

Roberts, A., Whittall, D., Breitling, R., Takano, E., Blaker, J., Hay, S., & Scrutton, N., 2021. Blood, sweat, and tears: Extraterrestrial regolith biocomposites with in vivo binders. *Materials Today Bio*, 12. https://doi.org/10.1016/j.mtbio.2021.10.136.

Rosso, A., 2015. A superconducting shield to protect astronauts. *CERN Bulletin*, pp. 1.

Sacco, E., & Moon, S. K., 2019. Additive Manufacturing for Space: Status and Promises. *International Journal of Advanced Manufacturing Technology*, 105(10), 4123–4146.

Sames, W., List, F., Pannala, S., Dehoff, R., & Babu, S., 2016. The metallurgy and processing science of metal additive manufacturing. *International Materials Reviews*, 61, pp. 315–360. https://doi.org/10.1080/09506608.2015.1116649.

Sanders, G., Paz, A., Oryshchyn, L., Araghi, K., Muscatello, A., Linne, D., Kleinhenz, J., & Peters, T., 2015. Mars ISRU for production of mission critical consumables – options, *Recent Studies, and Current State of the Art*. https://doi.org/10.2514/6.2015-4458.

Sazali, M., Rashid, N., & Hamzah, K., 2019. A review on multilayer radiation shielding. *IOP Conference Series: Materials Science and Engineering*, 555. https://doi.org/10.1088/1757-899X/555/1/012008.

Seidel, A., Teicher, U., Ihlenfeldt, S., Sauer, K., Morczinek, F., Dix, M., Niebergall, R., Durschang, B., & Linke, S., 2023. Towards lunar in-situ resource utilization based subtractive manufacturing. *Applied Sciences*. https://doi.org/10.3390/app14010018.

Shapiro, A., Borgonia, J., Chen, Q., Dillon, R., McEnerney, B., Pólit-Casillas, R., & Soloway, L., 2016. Additive manufacturing for aerospace flight applications. *Journal of Spacecraft and Rockets*, 53, pp. 952–959. https://doi.org/10.2514/1.A33544.

Shavers, M., Zapp, N., Barber, R., Wilson, J., Qualls, G., Toupes, L., Ramsey, S., Vinci, V., Smith, G., & Cucinotta, F., 2004. Implementation of ALARA radiation protection on the ISS through polyethylene shielding augmentation of the Service Module Crew Quarters. *Advances in Space Research: The Official Journal of the Committee on Space Research*, 34 6, pp. 1333–1337. https://doi.org/10.1016/J.ASR.2003.10.051.

Simonsen, L., Wilson, J., Kim, M., & Cucinotta, F., 2000. Radiation exposure for human mars exploration. *Health Physics: The Radiation Safety Journal*, 79, pp. 515–525. https://doi.org/10.1097/00004032-200011000-00008.

Sridhar, K.R., et al., 2000. Oxygen production on Mars using solid oxide electrolysis. In: *In-Situ Resource Utilization (ISRU) Workshop*. [online] Lunar and Planetary Institute.

Steuben, J., Van Bossuyt, D. L., & Turner, C., 2015. Design for Fused Filament Fabrication Additive Manufacturing. In Proceedings of the ASME 2015 International Design Engineering Technical Conferences & Computers and Information in Engineering Conference.

Stupar, D., Chabrol, G., Baraze, A., Lecler, S., Tessier, A., Thierry, C., & Brendlé, J., 2022. Feasibility of additive manufacturing processes for lunar soil simulants. *Advanced Technologies & Materials*. https://doi.org/10.24867/atm-2022-1-007.

Tu, Y., Zhu, W., Lu, T., & Deng, Y., 2017. A novel thermoelectric harvester based on high-performance phase change material for space application. *Applied Energy*, 206, pp. 1194–1202. https://doi.org/10.1016/J.APENERGY.2017.10.030.

Vintila, I., Condruz, M., Sandu, C., & Șerbescu, H., 2019. On the development of a space satellite mirror with intrinsic self-healing properties. *Materials Science Forum*, 962, pp. 194–201. https://doi.org/10.4028/WWW.SCIENTIFIC.NET/MSF.962.194.

Viscuso, S., Gualandris, S., Ceglia, G., & Visentin, V., 2021. Shape memory alloys for space applications, pp. 609–623. 10.1016/B978-0-12-819264-1.00018-2.

Vuolo, M., Baiocco, G., Barbieri, S., Bocchini, L., Giraudo, M., Gheysens, T., Lobascio, C., & Ottolenghi, A., 2017. Exploring innovative radiation shielding approaches in space: A material and design study for a wearable radiation protection spacesuit. *Life sciences in Space Research*, 15, pp. 69–78. https://doi.org/10.1016/j.lssr.2017.08.003.

Werkheiser, N., Johnston, M., Cooper, K. G., Snyder, M.P., Edmunson, J. E., & Dunn, J., 2014. 3D Printing In Zero-G ISS Technology Demonstration. NASA Marshall Space Flight Center.

Williams, H., & Butler-Jones, E., 2019. Additive manufacturing standards for space resource utilization. *Additive Manufacturing*. https://doi.org/10.1016/J.ADDMA.2019.06.007.

Wilson, J., Shinn, J., Tripathi, R., Singleterry, R., Clowdsley, M., Thibeault, S., Cheatwood, F., Schimmerling, W., Cucinotta, F., Badhwar, G., Noor,

A., Kim, M., Badavi, F., Heinbockel, J., Miller, J., Zeitlin, C., & Heilbronn, L., 2001. Issues in deep space radiation protection. *Acta Astronautica*, 49 3-10, pp. 289–312. https://doi.org/10.1016/S0094-5765(01)00107-2.

Wojtecki, R., Meador, M., & Rowan, S., 2011. Using the dynamic bond to access macroscopically responsive structurally dynamic polymers. *Nature Materials*, 10 1, pp. 14–27. https://doi.org/10.1038/nmat2891.

Wool, R., 2008. Self-healing materials: A review. *Soft Matter*, 4 3, pp. 400–418. https://doi.org/10.1039/B711716G.

Wu, N., Hu, Q., Wei, R., Mai, X., Naik, N., Pan, D., Guo, Z., & Shi, Z., 2021. Review on the electromagnetic interference shielding properties of carbon based materials and their novel composites: Recent progress, challenges and prospects. *Carbon*, 176, pp. 88–105. https://doi.org/10.1016/J.CARBON.2021.01.124.

Yang, J., Ma, G., Li, X., Liu, C., Yang, D., & He, S., 2015. Effects of multilayer and multimaterial structures on space proton radiation protection. *Nuclear Instruments & Methods in Physics Research Section B-beam Interactions with Materials and Atoms*, 365, pp. 352–356. https://doi.org/10.1016/J.NIMB.2015.08.054.

Zhang, C., Lu, X., Wang, Z., & Xia, H., 2021. Progress in utilizing dynamic bonds to fabricate structurally adaptive self-healing, shape memory, and liquid crystal polymers. *Macromolecular Rapid Communications*, pp. e2100768. https://doi.org/10.1002/marc.202100768.

Zheng, N., Xu, Y., Zhao, Q., & Xie, T., 2021. Dynamic covalent polymer networks: A molecular platform for designing functions beyond chemical recycling and self-healing. *Chemical Reviews*. https://doi.org/10.1021/acs.chemrev.0c00938.

Zignego, M., & Gemelli, P., 2020. A smart mockup for a small habitat. *International Journal on Interactive Design and Manufacturing (IJIDeM)*, 14, pp. 467–479. https://doi.org/10.1007/s12008-019-00629-9.

OceanofPDF.com

Chapter 17
Infrastructure and Master Planning

17.1 SITE SELECTION CRITERIA

The selection of sites for space habitats on the Moon or Mars is a crucial aspect that significantly impacts the success and sustainability of human missions. Geological stability is one of the primary considerations when selecting a site. The Moon, with its frequent micrometeorite impacts and lack of atmosphere, demands a stable foundation to ensure the safety and integrity of habitats. Similarly, Mars' surface is subject to dust storms and seismic activity, necessitating a thorough assessment to avoid areas prone to such hazards. Modern studies highlight the importance of selecting sites with minimal geological risks to ensure the long-term viability of human presence on these extraterrestrial bodies.

Access to resources is another critical factor in site selection. The concept of in situ resource utilization (ISRU) is vital for reducing dependency on supplies from Earth and lowering mission costs. Both lunar regolith and Martian soil can be processed into construction materials, making it feasible to build habitats using local resources. Other than regolith, sites also need to consider the locations of ice and identify the most feasible locations for water collection.

Moreover, the lack of significant atmospheric protection on both the Moon and Mars exposes habitats to high levels of solar and cosmic radiation. Therefore, potential sites must be evaluated for their natural shielding capabilities, such as lava tubes or regions that can support structures covered with regolith. For example, the selection of the landing site for the ExoMars “Rosalind Franklin” rover involved a five-year-long process evaluating numerous criteria, such as geological features, potential for past water activity, and overall safety for landing. The chosen site, Oxia Planum, was selected for its promising geological context and minimal landing risks, exemplifying the meticulous process required for such missions (Quantin-Nataf et al., 2021).

Sites based on habitation and scientific interest

Moon:

Lunar South Pole Region:

The South Pole of the Moon is highly favored for future missions due to its unique environmental conditions and resource availability. Specifically, the permanently shadowed regions (PSRs) in craters such as Shackleton, de Gerlache, and Amundsen offer the potential for water ice, which is crucial for ISRU. These areas receive minimal sunlight, allowing water ice to remain stable over geological timescales (Jia et al., 2022).

Aristarchus Plateau:

This site is notable for its geological diversity, including volcanic features and a rich composition of thorium and other radioactive elements. The area offers a unique opportunity to study the Moon's volcanic history and sample a variety of lunar materials, which could provide insights into the Moon's thermal and geological evolution (Flahaut et al., 2012).

Copernicus Crater:

This crater is another scientifically rich site due to its exposed crustal materials and relatively young age in lunar terms. It provides a window into the processes that shaped the lunar surface and could help in understanding the history of impacts on the Moon.

Mars:

Jezero Crater:

Chosen as the landing site for NASA's Mars 2020 Perseverance rover, Jezero Crater was selected for its ancient lakebed, which has the potential to contain biosignatures and evidence of past life. The delta within the crater is rich in clay minerals, which form in water and are excellent at preserving organic molecules (Grant et al., 2018).

Gale Crater:

The landing site of the Mars Science Laboratory Curiosity rover, Gale Crater features a central mountain, Aeolis Mons (Mount Sharp), with stratified layers that record Mars' climatic history. The presence of clay and

sulfate minerals suggests a history of water and potentially habitable conditions (Golombek et al., 2012).

Oxia Planum:

Selected for the ExoMars “Rosalind Franklin” rover mission, Oxia Planum is characterized by its ancient, clay-rich terrain, which indicates past water activity. The site offers an excellent opportunity to search for biosignatures and understand the planet's geochemical environment (Quantin-Nataf et al., 2021).

Ideal landing sites on the Moon and Mars are selected based on the combination of scientific interest, resource availability, and safety considerations. The South Pole on the Moon and Jezero Crater on Mars exemplify the strategic choices made to maximize scientific returns and ensure mission success. The most relevant site currently, which is the Lunar South Pole, is NASA's choice location for the Artemis III mission. This choice has been based more on the idea of habitation, considering the creation of a permanent moon base. Within each site are many more candidate regions, where the selection process becomes more thorough, looking into the geology of the ground and stability for creating infrastructure. Candidates for Artemis III landing sites on the Lunar South Pole include Peak Near Shackleton, Connecting Ridge, Connecting Ridge, Extension, de Gerlache Rim 1, de Gerlache Rim 2, de Gerlache-Kocher Massif, Haworth, Malapert, Massif, Leibnitz Beta Plateau, Nobile Rim 1, Nobile Rim 2, and Amundsen Rim (Figure 17.1).

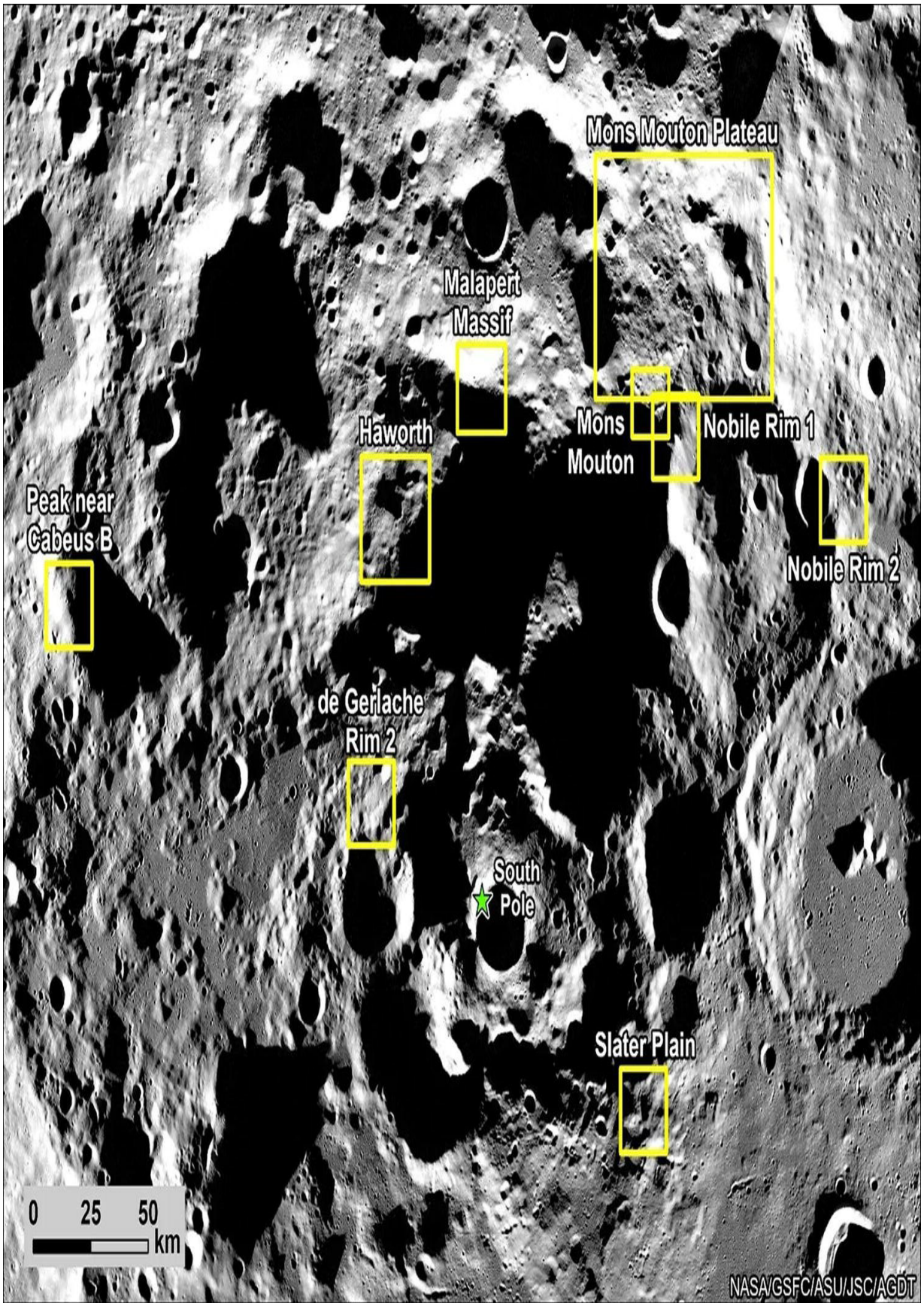
Mons Mouton Plateau
Malapert Massif
Haworth
Mons Mouton
Nobile Rim 1
Peak near Cabeus B
Nobile Rim 2
de Gerlache Rim 2
South Pole
Slater Plain
0 25 50 km
NASA/GSFC/ASU/JSC/AGDT

Figure 17.1 Artemis III Candidate Landing Sites.

Source: NASA/Public domain

17.1.1 Geological Stability

A primary consideration in assessing geological stability is the flatness and slope of the landing area. Ideally, landing sites should have low slopes, generally less than 10°, to facilitate safe landing and surface operations. Steep slopes can pose risks during landing and can complicate the construction and stability of habitats. For instance, the Tianwen-1 mission to Mars evaluated sites with slopes smaller than 8° to ensure engineering safety (Wu et al., 2021). The stability of the ground itself also includes the compactness and bearing strength of the surface material, which needs to support the weight of landing equipment and habitats without significant subsidence. Regolith, the layer of loose, fragmented material covering solid rock, is a key factor here. On the Moon, for example, the regolith varies in thickness and composition, impacting its load-bearing capacity. Ideal sites have regolith that is firm and stable enough to support structures but not so hard that it complicates construction activities (Golombek et al., 2005). Rock abundance and distribution are also important. High concentrations of large rocks can impede landing operations and pose hazards to both landing and habitat construction. Conversely, some rocks may be beneficial for anchoring structures and providing raw materials for ISRU. For instance, landing sites like those considered for the Mars Exploration Rover had to balance moderate rock abundance to avoid damaging landing systems while ensuring a safe and trafficable surface (Golombek et al., 2003).

Seismic activity is another crucial factor. Sites with high seismic activity can be hazardous as quakes could damage infrastructure. Mars, although less seismically active than Earth, does experience quakes, and any potential habitat site would need to be evaluated for seismic risks. For example, the InSight mission's studies on Mars provide data on seismic activity that helps assess the stability of potential landing sites (Golombek et al., 2020). Sites should also avoid features such as steep cliffs, deep craters, and areas with loose or unstable material that could result in landslides or cave-ins. On the Moon, areas with extensive regolith layering and evidence of past impacts can present risks due to the potential for regolith collapse. Similarly, on Mars, avoiding areas with high dust

accumulation or loose, unconsolidated materials is essential to prevent issues with dust storms and surface instability (Golombek et al., 2012). Geological stability can be quantitatively assessed using various metrics and instruments. Measurements include surface roughness, slope analysis, and subsurface radar to evaluate the composition and stability of the regolith. Instruments like the Lunar Reconnaissance Orbiter (LRO) for the Moon and Mars Reconnaissance Orbiter (MRO) for Mars provide high-resolution imagery and data that are crucial for these assessments.

In relation to the current candidates, the rim of Shackleton Crater and the Connecting Ridge between Shackleton and Henson Crater are among the top candidates. These areas offer several advantages in terms of geological stability. The Shackleton Crater rim, for instance, is characterized by a relatively flat terrain with slopes generally less than 10°, making it suitable for safe landing and surface operations. The ridge has shallow slopes, crucial for stability and landing (Boazman et al., 2022). The presence of boulder fields also provides opportunities for anchoring structures and accessing geological samples. Meanwhile, sites like Malapert Massif and Leibnitz Beta Plateau offer excellent communication conditions with Earth due to their elevated positions. These areas also feature stable, low-sloped terrains with natural barriers against micrometeorite impacts and potential seismic activities (Huang et al., 2023).

Site 001, located along a ridge toward Shackleton Crater, offers slopes generally less than 10°, though some areas approach 20°. This site includes regions with permanently shadowed areas, providing access to volatile elements. Site 004 is limited to the rim crest of Shackleton Crater, bounded by steep crater walls and ejecta slopes, but staying on the crater rim ensures slopes remain manageable. These sites are characterized by relief suitable for extravehicular activities (EVAs) and exploration, with elevation changes manageable within 2000 meters of the lander (Kring et al., 2023). Sites 007 and 011 have also been identified for their high average illumination and surface conditions suitable for exploration and resource utilization. Site 007, near Shackleton and Slater craters, and Site 011, near Cabeus and de Gerlache ejecta, contain dense boulder fields that can be navigated and provide geological samples for study. Despite some surface roughness, both sites are considered traversable and stable, with minimal slopes (Kumari et al., 2022).

Ideal landing sites should take into account the evidence on used landing sites such as Apollo missions in order to create criteria for them. First, the terrain should exhibit low slopes, preferably less than 10°, to facilitate safe landing. Areas with slopes up to 15° may be acceptable if the site offers other significant advantages, such as resource availability or scientific interest, but steeper slopes generally increase the risk of lander instability and complicate construction activities (Kring et al., 2023). Additionally, the regolith density should ideally range from 1.5 to 1.8 g/cm^3, providing a firm yet workable surface for construction (Huang et al., 2023). In terms of surface debris, the ideal site should have moderate rock abundance, with rocks no larger than 50 cm in diameter sparsely distributed to avoid landing hazards while providing material for potential ISRU (Golombek et al., 2003). The overall rock abundance should be kept below 10% of the surface area to minimize obstacles during landing and rover operations. Elevation is another critical factor; for the Moon, sites at elevations below 0 km relative to the lunar datum are preferred to ensure adequate atmospheric density for descent control and to minimize the impact of cosmic radiation (Wu et al., 2021). For Mars, sites with elevations below −2 km relative to the Martian datum provide similar benefits (Golombek et al., 2012).

Furthermore, potential landing sites should avoid regions with significant seismic activity or frequent micrometeorite impacts. The geological history of the site should indicate stability over extended periods, minimizing the risk of future seismic disturbances. Lobate scarps and other tectonic features should be studied to assess seismic risks; regions with frequent shallow moonquakes (magnitude MW 1–4) within 5–10 km depths should be avoided to reduce potential structural damage (Mishra & Kumar, 2022).

17.1.2 Access to Resources

Resource availability considers what is needed in the long and short term for missions, and looks at essential resources that can maintain human life. It is important to know what the resources are and how we can extract them with various scientific techniques in order to understand why some locations are important. The first resources to look for include water (H_2O), oxygen (O_2), and building materials derived from local regolith. Water is vital for human consumption and agricultural purposes and as a component in producing breathable oxygen and rocket fuel. On the Moon and Mars,

water exists primarily as ice, especially in PSRs at the lunar poles and subsurface layers on Mars. The extraction of water can be achieved through methods like heating the regolith to release water vapor, which is then condensed and purified for use (Duri et al., 2022). Oxygen, essential for life support systems and fuel, can be produced from lunar and Martian regolith, which contains oxides such as ilmenite ($FeTiO_3$) and other metal oxides. Processes like hydrogen reduction and molten salt electrolysis can be used to extract oxygen from these oxides. On Mars, atmospheric CO_2 can be converted into oxygen through the Sabatier reaction, which produces methane and water as by-products, the latter being further electrolyzed to yield oxygen and hydrogen (Clark & Trevathan, 2001).

Construction materials are another critical resource, as habitats need to be built using in-situ resources. Regolith on the Moon and Mars can be processed into building materials using techniques such as sintering, 3D printing, and microbial-induced calcite precipitation (MICP). These methods transform regolith into durable bricks and structural components. For example, microbial techniques can enhance the compressive strength of regolith-based materials, making them suitable for construction (Caporale et al., 2022). Additionally, essential elements like silicon (Si) and aluminum (Al) are abundant in lunar and Martian soils and can be extracted to produce solar panels and other electronic components. Silicon is used in photovoltaic (PV) cells to generate electricity from solar energy. The extraction of silicon involves processes such as carbothermal reduction, where silicon dioxide (SiO_2) is reduced with carbon at high temperatures to produce silicon and carbon monoxide (Maurel et al., 2023). Another vital resource is carbon dioxide (CO_2), especially on Mars, where it constitutes about 95% of the atmosphere. CO_2 can be used to produce oxygen and methane (CH_4) via the Sabatier process, which is essential for both life support and fuel (Sacksteder & Sanders, 2007).

Now looking into a site for example, the lunar south pole, particularly the areas around Shackleton Crater has high potential for water ice. PSRs in these areas can contain significant amounts of ice, which can be processed into water (Heldmann et al., 2015). The importance of proximity to these resources cannot be overstated; efficient resource extraction depends on the ability to access and transport these materials with minimal energy

expenditure. The challenge lies in the fact that some of these resource-rich areas may not have ideal landing conditions. For example, PSRs, while rich in ice, are also some of the most challenging terrains due to their constant shadow, making solar power generation difficult. Therefore, landing sites must be carefully chosen to balance ease of access to resources with suitable conditions for landing and habitat construction. Strategic placement near the edges of PSRs can provide access to sunlight for power while remaining close to water ice deposits (Daftry et al., 2023).

Therefore, travel distance from resource sites is a critical factor. The average power consumption of a lunar rover, such as the NASA Lunar Roving Vehicle (LRV), is around 200 watts, with modern rovers like the VIPER (Volatiles Investigating Polar Exploration Rover) expected to operate with similar power requirements. These rovers are designed to travel at speeds of about 0.2–0.5 meters per second, translating to approximately 720 meters per hour at the maximum speed (Cauligi et al., 2023). Given the need to conserve energy for excavation and processing activities, it is practical to limit the round-trip distance for resource collection to within a few kilometers. This range ensures that the rover can make multiple trips per lunar day while maintaining operational efficiency. Considering these factors, the ideal distance from a habitat to a resource site should not exceed 5 kilometers. For instance, a rover could travel 5 kilometers in about 10 hours at an average speed, allowing time for resource extraction and return within a single lunar day, ensuring continuous operations without significant downtime (Otten, 2018).

17.2 INFRASTRUCTURE DEVELOPMENT

Establishing a sustainable lunar base requires specific infrastructure to support human life, scientific research, and industrial activities. Key components include power generation, habitats, landing pads, communication systems, and manufacturing facilities, each strategically positioned for optimal efficiency and safety.

Power generation on the Moon is critical, with solar farms being the primary energy source due to the extended periods of sunlight on the lunar surface. These solar arrays should ideally be located in areas with maximum sunlight exposure, such as the lunar poles. For uninterrupted power, energy

storage systems or supplementary nuclear power generators may be necessary to mitigate the long lunar night. Habitats for the crew need to be robust, providing radiation protection and life support systems. Initial deployable habitats must be situated close to the landing pads to facilitate easy transportation of materials and personnel upon arrival. Proximity to power generators ensures a steady energy supply. According to a study, integrating local resources (ISRU) can significantly reduce the dependence on Earth-supplied materials, thereby enhancing the sustainability of the lunar base (Mueller, 2023).

3D-printing facilities are essential for constructing and maintaining lunar infrastructure, using lunar regolith to produce building materials and spare parts. These facilities should be located near both habitats and landing pads to streamline logistics. Advanced robotics can automate much of the construction and maintenance work, reducing the need for EVA by astronauts (Khoshnevis et al., 2012). Landing pads must be designed to handle frequent launches and landings without spreading lunar dust, which can damage equipment. These pads should be located at a safe distance from habitats and other critical infrastructure to avoid damage from rocket blasts. A transport network linking the landing pads to the habitats and other facilities is necessary to ensure the efficient movement of goods and personnel (Dolat et al., 2012).

For power, communication towers and systems are essential for maintaining contact with Earth and supporting operations on the Moon. These should be strategically placed to ensure robust and continuous signal coverage across the lunar base and its immediate surroundings. Other important infrastructure includes waste management systems, medical facilities, and research laboratories, each playing a critical role in ensuring the well-being of the lunar inhabitants and the success of scientific missions. The integration and proximity of these elements are vital for operational efficiency. Clustering habitats, power generators, and essential life support systems can streamline operations and enhance safety, while facilities like landing pads and potentially hazardous manufacturing units should be placed further away to prevent accidents and contamination.

Landing/launch	**Radiation protection**
Lander servicing	Meteorite shielding

Landing/launch	Radiation protection
Propellants management	Moonquake mitigation
Power	Science activity stations
Communication	Resource mining/utilization
Habitation	Regolith operations/hauling
Life support & consumables	Logistics management
Transportation	Excavation & construction services
Extreme access	Dust management
Thermal management	Maintenance/repair/de-commission
Extravehicular activity (EVA)	Waste management
Food production	Crew health

Lunar Base Surface Infrastructure and Functions

Source: Mueller, 2023/NASA/Public Domain

Other than the infrastructure itself, it is necessary to create a strong program for site planning involving the analysis and selection of locations for different base components, ensuring optimal functionality and safety. The process begins with a comprehensive analysis of the lunar surface and subsurface characteristics, mapping the topography to an accuracy of 1 centimeter or better, and understanding the geotechnical properties of the regolith. Once the site is selected and mapped, a master planning process divides the area into functional zones such as spaceport, industrial, research, mining, habitation, life support, and recreation zones. Each zone is designated based on its specific requirements (Mueller, 2023).

Program management orchestrates the development and deployment of the lunar base, ensuring that resources, timelines, and objectives are aligned and met. This structured, phased approach is akin to managing terrestrial megaprojects, and involves several stages: Concept (Initial Studies), Pre-Feasibility (Evaluate), Front End Engineering and Design (FEED—Feasibility), Execute (Engineering, Procurement, Construction, Commissioning), Operate, and Closure. Each stage addresses key aspects of project delivery, including project development approach, logistics, and risk management (Carrato et al., 2018).

The master planning phase involves using a digital Geographic Information System (GIS) to layer data and metadata over the topographical maps, aiding in the visualization and optimization of functional allocations. This system helps in visualizing the functional allocations and optimizing the location of each facility for user and energy efficiency. Some facilities, like EVA stations and exploration targets, need to be adjacent for ease of use, while others, such as nuclear power systems, require separation for safety reasons. Environmental factors such as topography and shadows also influence site layout. Trade studies and iterative design processes help refine the site plan as more information about the lunar environment is obtained. This iterative and data-driven approach ensures that the lunar base is optimally planned to meet all operational requirements (Lewis et al., 2022).

The program for setting up a lunar base would typically proceed in a series of methodical steps. Initially, concept development involves preliminary planning and feasibility analysis, considering all potential site locations, resources, and mission objectives. This stage is followed by detailed site analysis to determine the most suitable location based on topographical and geological data. Once the site is selected, the master planning process divides the area into functional zones and plans the necessary infrastructure and utilities for each zone. The FEED phase then provides detailed engineering and design of the lunar base infrastructure, including habitats, power systems, and life support systems. Planning logistics and transportation involves determining the launch schedule, landing sites, and transportation routes on the lunar surface, ensuring that all necessary materials and personnel can be efficiently transported and deployed.

Notional infrastructure	**Robotic construction equipment**
Landing/launch pads	Cut/fill excavator, bulldozer, regolith transporter (truck), grader, compactor, paver
Blast shields/berms	Robotic assemblers, bulldozers, loaders, compactor, regolith transporter
Propellant farms	Crane, robotic assemblers, grader, flatbed and regolith transporter, excavator
Roads/pathways	Cut/fill excavator, grader, compactor, paver

Notional infrastructure	Robotic construction equipment
Dust-free zones	Cut/fill excavator, grader, compactor, paver
Utility trenches	Cut/fill excavator, compactor
Utilities (cables, pipes, fiber optic, etc.)	Crane, robotic assembler, reel deployer
Nuclear power plant shielding	Cut/fill excavator, loader, compactor, grader, regolith transporter
Space radiation shielding	Cut/fill excavator, loader, compactor, grader, regolith transporter
Meteorite shielding	Cut/fill excavator, loader, compactor, grader, regolith transporter
Foundations/seismic mitigation	Cut/fill excavator, grader, compactor, paver, flatbed and regolith transporter, crane, robotic assembler
Dust-free zones/plazas/storage areas	Dust-free zones/plazas/storage areas
Communication/power towers	Grader, compactor, vertical constructor
Unpressurized hangars	Grader, compactor, vertical constructor
Pressurized habitats	Grader, compactor, vertical constructor
Consumables logistics tanks	Consumables logistics tanks
Consumables logistics tanks	Consumables logistics tanks
Thermal wadis	Cut/fill excavator, grader, compactor, paver
Waste disposal/recycling facility	Cut/fill excavator, loader, compactor

Infrastructure and Associated Construction Equipment

Source: Mueller, 2023/NASA/Public Domain

This highlights a notable overlap in the construction equipment needed for different infrastructure tasks. The primary activity involves the manipulation of regolith, while a secondary focus is on assembling

components using cranes and robotic systems. Excavation, compaction, and hauling of regolith are critical components of most construction activities. The precise method for paving the regolith surface could be 3D printing, though various material stabilization technologies are under development. Vertical construction techniques, however, can be simplified with deployable technologies (Mueller, 2023).

The construction phases begin with pre-integrated modules with common interfaces being brought from Earth (Class I). Prefabricated parts can be assembled on-site (Class II). Ultimately, ISRU will be employed to use local materials for construction (Class III). This phased construction approach is designed to adapt to the evolving capabilities and knowledge of lunar operations. Commissioning and operations follow, where the base is tested, and all systems are brought online, ensuring they function correctly. Throughout the program, ongoing development and testing of new technologies are conducted both on Earth and on the Lunar surface to improve the efficiency and capabilities of the lunar base. This iterative development and testing ensure that the base remains at the forefront of technological advancements.

17.2.1 Power Generation and Distribution Networks

Power generation requires the integration of multiple advanced technologies to ensure a reliable and continuous power supply. One of the primary methods under consideration is the use of solar energy, harnessed through PV systems. These systems can be optimized using ISRU, where local materials like lunar regolith are used to create components such as thermal energy reservoirs and solar concentrators. For instance, a solar thermal storage system using lunar regolith can provide continuous power during the long lunar night by storing heat during the day and converting it to electricity at night using a Stirling power generator. This approach offers a competitive advantage in terms of launch mass compared to nuclear reactors and PV-battery systems (Hu et al., 2021).

Another innovative approach involves the use of interconnected DC microgrids, which can efficiently manage and distribute power across various units of a lunar base. Each microgrid can contain PV sources, energy storage systems, and different loads, ensuring critical operations continue even during power shortages or failures (Rashkin et al., 2023).

Moreover, advanced energy storage solutions, such as lithium-ion batteries or regenerative fuel cells ensure power availability during periods of darkness. An exergy analysis has shown that combining PV arrays with energy storage systems like lithium-ion batteries can achieve high exergy efficiency, especially during nighttime operations (Dyer et al., 2022). Furthermore, NASA's Artemis program has been exploring the development of modular multilevel converters using Gallium Nitride (GaN) technology for power conversion and transmission. These converters are designed to operate efficiently under the harsh environmental conditions of the lunar surface, ensuring a stable power supply for various lunar base activities (Yao et al., 2023).

Power distribution on the Moon also involves solutions such as wireless power transmission using a constellation of lunar-orbiting satellites. These satellites can collect solar energy and beam it to the lunar surface, where it is converted to electricity using photonic power converters. This approach can ensure a continuous power supply to strategic locations, such as the Artemis mission's landing site near the lunar south pole (Lopez et al., 2023). Furthermore, Lockheed Martin's research on lunar power architecture emphasizes the need for flexible and scalable power systems that can evolve from early missions to a mature lunar economy. This includes the use of vertical solar arrays, long-duration energy storage, and fission surface power, all designed to support diverse lunar activities (Marcinkowski et al., 2023).

The Fission Surface Power System (FSPS) uses a small nuclear reactor to generate electricity, ensuring a continuous power supply irrespective of the external environment. A typical FSPS is designed to be located at a safe distance from human habitats and other critical infrastructure to minimize radiation exposure and enhance safety. For instance, studies suggest that a distance of 1 kilometer from the habitat is effective in reducing radiation levels to acceptable limits. This separation distance allows for the implementation of adequate shielding measures and the dissipation of heat generated by the reactor (Craft et al., 2011).

The FSPS works by utilizing a fast-spectrum, liquid metal-cooled reactor, often employing a sodium–potassium (NaK) alloy as the coolant. The heat generated by the nuclear reactions is transferred to a power conversion unit, typically Stirling converters, which then produce electricity. The Stirling

converters are chosen for their high efficiency and ability to operate under the harsh conditions of the lunar surface. The reactor's primary coolant loop transfers heat to an intermediate loop, which then delivers the heat to the Stirling converters. This setup ensures that the system can efficiently manage the thermal loads and maintain operational stability (Houts, 2009).

One of the main advantages of the FSPS over other power generation methods, such as solar photovoltaics, is its ability to provide consistent power output regardless of external conditions. Solar power systems depend heavily on sunlight, which is not always available on the lunar surface due to the lengthy lunar night (approximately 354 hours). In contrast, a fission power system can operate continuously, providing a steady and reliable power source necessary for the long-term sustainability of a lunar base. Additionally, the FSPS has a smaller mass and volume compared to the equivalent solar power systems, which require extensive energy storage solutions to bridge the periods of darkness (Poston et al., 2008).

Looking into the distribution of power and priority in allocation, the primary priority is life support systems, crucial for air and water purification, temperature regulation, and waste management, essential for crew survival (Kenny & Coleman, 2008). Next in priority are communication systems, vital for maintaining contact with Earth and internal coordination, ensuring safety and operational efficiency (Kenny & Coleman, 2008). Third, scientific instruments and research equipment require reliable power for conducting experiments and data collection, fundamental for the mission's scientific goals (Bamberger & Gaustad, 2008). Fourth, mobility and transportation systems such as rovers need power for exploration and material transport, facilitating broader surface operations (Bamberger & Gaustad, 2008). Fifth, ISRU processes depend on power for extracting and processing lunar materials, crucial for sustainability and reducing Earth dependency (Ellery, 2021). Finally, construction activities need power for automated robots and machinery, essential for building and maintaining the lunar base infrastructure (Mueller, 2023). Energy storage systems are also critical to ensure power availability during lunar nights and interruptions in power generation (Kaczmarzyk & Musiał, 2021).

According to recent studies, life support systems require approximately 12 kW to support a crew of four, including energy for air and water

purification, temperature regulation, and waste management (Koster, 2012). Communication systems also require significant power, but specific estimates are generally integrated within the overall habitat power requirements. Scientific instruments and research equipment demand a stable power supply, estimated at around 50–100 kW depending on the complexity and number of experiments (Kaczmarzyk & Musiał, 2021). Mobility and transportation systems such as lunar rovers require around 1–2 kW per rover for basic operations, with additional power needed for more extensive missions (Marcinkowski et al., 2023). ISRU processes, including the extraction and processing of materials, have varied power requirements. For example, an oxygen production plant can demand between 2.3 kW and 761 kW depending on the scale of operations (Kanamori et al., 2013). Construction activities on the lunar surface require around 75–155 kW for the setup of infrastructure and machinery operation (Kanamori et al., 2013).

17.2.2 Communication Systems

Essential communication infrastructure includes a combination of direct-to-Earth (DTE) links and relay systems utilizing satellites in lunar orbit. A fundamental component is the implementation of the Lunar Gateway, an orbiting outpost that serves as a relay point for data transmission between the lunar base and Earth. This system is complemented by a network of lunar relay satellites, which provide comprehensive coverage and facilitate high data rate communications necessary for both crewed and uncrewed missions (Dendy et al., 2023).

The challenge is ensuring communication for bases located on the far side of the Moon, which cannot directly communicate with Earth. This issue can be addressed using libration-point satellites positioned at specific points in space where the gravitational forces of Earth and Moon balance, enabling constant visibility and communication relay capabilities. Additionally, the deployment of a 4G LTE network on the lunar surface is underway by Nokia which has been awarded a $14.1 million contract by NASA, with the primary aim of providing a low-power, compact communication solution that can be easily transported and scaled as needed (Bhamidipati et al., 2022).

The integration of modern communication technologies such as software-defined radios (SDRs) and phased array antennas will improve the

flexibility and adaptability of lunar communication systems. These technologies allow for the dynamic reconfiguration of communication links, enabling seamless switching between different frequencies, modulation schemes, and data rates depending on the mission requirements and available infrastructure (Dendy et al., 2023). The inclusion of Ka-band frequencies in these systems further supports high-throughput data links, which are essential for transmitting large volumes of scientific data and high-definition video back to Earth.

In addition to radiofrequency (RF) communications, the potential for laser communication (Free Space Optical Communication) is being explored. Laser communication offers significantly higher data rates compared to traditional RF systems and has demonstrated successful up/downlinks between Earth and lunar orbiters (Khatri et al., 2015). However, integrating both RF and optical communication technologies into a hybrid system can provide the best of both worlds, offering reliable and resilient communication channels with minimal latency (Raza et al., 2022).

NASA's plan to establish a 4G LTE network, part of the Artemis program, involves deploying a scalable and resilient communication system that supports both human and robotic operations. The foundation of this network will be a series of small, lightweight, and low-power base stations distributed across the lunar surface. These stations will be interconnected via a distributed time-transfer system from Earth-GPS to maintain precise timing and synchronization across the network, crucial for ensuring reliable and continuous communication (Bhamidipati et al., 2022). The large-scale infrastructure required includes multiple components such as relay satellites, ground stations, and advanced networking technologies. Relay satellites will be positioned in lunar orbit to facilitate communication between the lunar surface and Earth, overcoming the challenges posed by the Moon's rotation and the terrain's obstruction of direct line-of-sight communication. These satellites will form a constellation that ensures continuous coverage, even for bases located on the far side of the Moon (Stone et al., 2008). The network will leverage commercial off-the-shelf (COTS) components and standards-based protocols, such as those developed for 4G LTE and future 5G technologies, to ensure interoperability and scalability. This approach allows for the integration of a wide range of devices and systems, from surface rovers to habitats,

facilitating seamless communication and data exchange (Edwards et al., 2023).

LunaNet is an ambitious project by NASA aimed at creating an extensible and scalable lunar communications and navigation infrastructure that significantly differs from the 4G LTE network being developed by Nokia. LunaNet is designed as a comprehensive network of networks, encompassing various service types, including networking services, position, navigation, and timing (PNT) services, and science utilization services. This architecture supports a wide variety of topologies, including both surface and orbiting provider nodes, ensuring flexibility and extensibility. LunaNet's primary objective is to enable seamless communication and navigation for lunar operations, providing a robust framework that can evolve to support deeper space exploration and potentially expand into a solar system internet (Israel et al., 2020).

In contrast, the 4G LTE network project by Nokia focuses specifically on establishing a low-power, compact, and scalable LTE communication solution on the Moon. This network aims to provide the essential communication infrastructure for early lunar missions, facilitating reliable voice, data, and video communications among astronauts, rovers, and other lunar assets. The 4G LTE network emphasizes ease of transportation and deployment, relying on distributed time-transfer from Earth-GPS to maintain precise timing across its base stations. This approach leverages existing LTE technology and infrastructure, ensuring a straightforward and cost-effective solution for initial lunar exploration needs (Bhamidipati et al., 2022).

The infrastructure differences between LunaNet and the Nokia 4G LTE network are substantial. LunaNet integrates multiple types of infrastructure, including orbital relay satellites, surface communication nodes, and flexible networking protocols capable of supporting various communication needs and scientific data transmission. Its architecture is designed to be modular and scalable, allowing for incremental upgrades and expansions to support increasingly complex missions. For instance, LunaNet includes the use of advanced technologies such as phased array antennas, SDRs, and potentially even laser communication links to enhance data transmission capabilities (Dudukovich et al., 2021).

On the other hand, the Nokia 4G LTE network relies more on terrestrial communication technologies adapted for lunar conditions. The core components include LTE base stations, mobile units, and relay satellites positioned in lunar orbit to ensure continuous coverage. This network focuses on establishing basic communication capabilities using existing LTE standards, which are simpler and quicker to deploy but may lack the flexibility and scalability required for future, more extensive lunar operations. The LTE network's advantage lies in its immediate applicability and proven technology, making it an ideal choice for initial missions and early stages of lunar exploration (Edwards et al., 2023).

17.3 HABITABILITY CONSIDERATIONS

For habitability considerations that require physical infrastructure, we have to look at direct surface issues that impact habitation and can be solved with infrastructure such as shielding. Hazards posed by lunar dust and radiation exposure, both of which require specific mitigation strategies to ensure astronaut safety and mission success. Lunar dust, or regolith, is a fine, abrasive, and electrostatically charged substance that can infiltrate habitats and equipment, posing significant health risks and operational challenges. In contrast, lunar radiation exposure stems from the lack of an atmospheric and magnetic shield, subjecting astronauts to harmful cosmic rays and solar particle events (SPE).

Lunar dust is primarily composed of sharp, clingy particles formed from micrometeorite impacts over billions of years. These particles vary in size, with the smallest being less than 10 micrometers, which can enter the respiratory system and cause significant health issues, including respiratory diseases similar to silicosis. During the Apollo missions, astronauts reported acute symptoms such as sore throat, sneezing, coughing, and eye irritation upon exposure to lunar dust. To address these issues in future missions, NASA has developed several mitigation strategies, including high air recirculation rates in airlocks, the use of double-shell spacesuits to contain dust, and advanced filtration systems using high-efficiency particulate air (HEPA) filters to remove fine dust particles from habitats and equipment (Cain, 2010).

Inhalation studies using animal models have shown that lunar dust can cause significant pulmonary toxicity, inflammation, and fibrosis, highlighting the need for stringent exposure limits and effective dust control measures (Lam et al., 2013). Mitigation technologies include compliant mechanisms that resist dust accumulation, electrospray systems to remove fine particles without pressure drops, and specialized coatings on surfaces to reduce dust adhesion (Budzyn et al., 2023).

Radiation exposure on the Moon presents a different set of challenges. Without Earth's protective atmosphere and magnetic field, astronauts are vulnerable to both galactic cosmic rays (GCRs) and SPE. GCR exposure is continuous and increases the risk of cancer over long missions, while SPEs can deliver high doses of radiation in short bursts, potentially leading to acute radiation sickness. The estimated annual exposure from GCR on the lunar surface can be as high as 380 mSv during solar minimum periods, compared to the annual terrestrial dose of about 2.4 mSv from natural ionizing radiation (Reitz et al., 2012).

To mitigate radiation risks, lunar habitats and vehicles need to be equipped with effective shielding materials and structures. Proposed strategies include the use of regolith-based shielding, which involves covering habitats with a thick layer of lunar soil to absorb and deflect radiation. Additionally, designing radiation shelters within habitats and rovers where astronauts can take refuge during SPEs is critical. Ongoing research involves developing advanced materials and simulation models to optimize shielding effectiveness and ensure astronauts' safety during long-duration missions (Adamczyk et al., 2011).

17.3.1 Lunar Dust Mitigation

One fundamental component of lunar infrastructure to mitigate dust is the establishment of specialized landing pads or “spaceports.” These structures are designed to minimize the dispersal of dust during landing and takeoff operations, which otherwise could cause widespread contamination. A good example of this is the designs made by ICON for NASA, which include physical regolith shielding to reduce the spread of dust. Such landing pads would use materials and designs capable of withstanding the high-energy impacts of spacecraft while preventing dust from becoming airborne and contaminating nearby habitats and equipment (Montes et al., 2021).

Additionally, dust mitigation technologies integrated into habitat designs are crucial. These include advanced filtration systems that employ HEPA filters to capture fine dust particles before they can enter living quarters. For instance, airlocks equipped with high recirculation rates and dual-chamber designs can help remove dust from spacesuits and equipment before astronauts enter the habitat. This ensures that living areas remain as dust-free as possible, protecting both the crew's health and the habitat's systems (Cain, 2010). Surface modifications and coatings on materials used in lunar habitats and equipment are also vital for reducing dust adhesion. Research has shown that materials with reduced surface energy and modified electrostatic properties can significantly decrease the amount of dust that sticks to them. Techniques such as ion beam processing to treat surfaces of various materials (e.g., silicon, quartz) have proven effective in reducing both van der Waals and electrostatic forces that cause dust adhesion (Dove et al., 2011). Similarly, composite etching methods that create multiscale roughness on aluminum surfaces have shown an 80% reduction in dust adhesion, highlighting their potential for use in lunar habitats and equipment (Wang et al., 2022).

Active dust removal technologies, such as electrodynamic dust shields (EDS), are another key infrastructure element. EDS use electric fields to repel and remove dust particles from surfaces. This technology has been effectively applied to solar panels, thermal radiators, and optical systems, ensuring that critical equipment remains functional despite the harsh lunar environment. EDS systems are designed to generate traveling electric fields that move dust particles away from surfaces, preventing accumulation and maintaining operational efficiency (Calle et al., 2011). For the mechanical parts of equipment, electrostatic removal systems have been developed. These systems use parallel electrodes to generate an electrostatic force that repels dust particles. Such technologies are particularly useful for cleaning the mechanical components of rovers and other equipment used in lunar exploration. The effectiveness of these systems has been demonstrated in vacuum conditions, showing that over 90% of adhered dust can be removed, which would be even more effective in the low-gravity environment of the Moon (Kawamoto & Miwa, 2011) (Figure 17.2).

17.3.2 Radiation Exposure Management

Unlike Earth, the Moon lacks a substantial atmosphere and magnetic field, which leaves its surface exposed to high levels of cosmic rays and SPEs. To address this, various infrastructure elements are essential to provide effective shielding. One of the primary strategies involves utilizing the Moon's own resources for radiation shielding. Where lunar regolith, or soil, is used to build protective structures. For instance, habitats can be covered with a thick layer of regolith, providing substantial mass to absorb and deflect radiation. Studies have shown that placing a lunar base in a crater can offer additional natural shielding. The walls of craters can significantly reduce the influx of GCRs and SPEs, providing enhanced protection compared to flat surfaces (Burahmah & Heilbronn, 2023). Moreover, constructing habitats underground, such as in lava tubes, presents an effective natural shielding solution. Lava tubes, which are large, naturally occurring tunnels formed by volcanic activity, can provide extensive protection from radiation. These subsurface environments could reduce radiation exposure to levels comparable to those on Earth, making them ideal for long-term human habitation (Naito, 2020).



Figure 17.2 Electrodynamic Dust Shield.

Source: NASA/Cory Huston/Public domain

Another critical component of lunar infrastructure is the development of radiation shelters within habitats and vehicles. These shelters are designed to provide a safe haven during periods of intense solar activity, such as SPE. Effective shelter designs incorporate materials like polyethylene, which is known for its excellent hydrogen content and effectiveness at blocking

high-energy particles. Such shelters are vital for protecting astronauts from acute radiation sickness during SPEs (Schneider et al., 2010). Additionally, integrating active dosimetry and real-time monitoring systems is essential. These systems can provide early warning of increased radiation levels, allowing astronauts to take refuge in shelters promptly. This proactive approach is crucial for minimizing radiation exposure and ensuring the crew's safety (Gordon et al., 2023).

Radiation significantly impacts lunar mission planning and necessitates various adjustments to ensure astronaut safety and mission success. These radiation hazards require mission planning where one of the primary adjustments involves the strategic scheduling of lunar missions to avoid periods of high solar activity, such as solar maximums, when SPEs are more frequent and intense. Planning missions during solar minimum phases, when GCR levels are relatively higher but SPE occurrence is lower, can reduce the risk of acute radiation exposure (Reitz et al., 2012). Additionally, mission planners must incorporate real-time space weather monitoring and forecasting to provide early warnings of solar storms, allowing astronauts to seek shelter promptly.

Mission deployment strategies also need to be adapted to include radiation shielding in all critical infrastructure. Space habitats, vehicles, and spacesuits must be equipped with materials that provide effective protection against both GCR and SPE. This entails designing habitats with thick walls made from lunar regolith or specialized composite materials to absorb and deflect radiation. Vehicles and spacesuits must also incorporate similar shielding technologies to protect astronauts during EVAs. Furthermore, the design of lunar bases must include dedicated radiation shelters where astronauts can take refuge during solar storms. These shelters should be easily accessible and capable of providing substantial shielding to protect against high doses of radiation. Incorporating active dosimetry and radiation monitoring systems into the habitat and suits is essential for continuous assessment of radiation levels, enabling immediate action when dangerous levels are detected. Finally, mission duration and activity planning must consider radiation exposure limits. Shorter missions reduce the cumulative dose of radiation, while activities requiring prolonged exposure, such as surface exploration or construction, should be carefully scheduled and limited to minimize risk. Regular rotations and scheduling of

rest periods in shielded environments help manage and reduce the overall radiation dose received by each astronaut.

17.4 INTEGRATION WITH LUNAR ENVIRONMENT

Integration with the lunar environment in terms of infrastructure is crucial for a variety of reasons. Primarily, building a robust lunar infrastructure is fundamental to support sustained human presence on the Moon. This infrastructure encompasses essential components such as habitats, energy generation systems, transportation networks, and communication systems. By establishing these systems, we create a foundation that reduces reliance on Earth, thus enabling longer and more autonomous lunar missions. This reduction in dependency is vital for cost-effectiveness and mission sustainability, as resupplying from Earth is both expensive and logistically complex.

One of the key advances allowed by integrating infrastructure with the lunar environment is the enhancement of surface mobility. Advanced mobility assets such as rovers and mobile habitats can significantly extend the range and capabilities of lunar missions. These systems require efficient path planning, balanced energy management, and comprehensive communication coverage. By leveraging advanced modeling and simulation tools to analyze lunar topography and solar illumination, missions can optimize energy usage and ensure safe navigation across the lunar terrain (Schlutz & Messerschmid, 2012). Furthermore, the construction of a virtual lunar environment platform enables the sharing of observational data and the simulation of lunar conditions. This platform allows for the dynamic simulation of lunar surface processes, such as the impact of craters and the management of large data sets. Such simulations are invaluable for planning and executing lunar missions, as they provide detailed insights into the lunar environment, helping scientists and engineers to develop more effective infrastructure and mission strategies (Chen et al., 2013).

The lunar surface is characterized by rugged terrain, with craters, slopes, and dust presenting significant challenges. Analyzing lunar topographic models, such as those from past and ongoing orbital missions, helps in

identifying traversable terrains and planning paths that accommodate the capabilities of mobility systems like rovers and habitats. Such analyses are crucial for energy management, ensuring that solar power can be efficiently utilized, and thermal control maintained in extreme conditions. To become ergonomic with the lunar environment, it is essential to design infrastructure that accommodates human needs while maximizing efficiency and safety. For example, lunar terrain vehicles must be designed with ergonomics in mind, ensuring that astronauts can operate them comfortably and safely even while wearing bulky space suits. The seating and controls need to provide stability and ease of use during long traverses on uneven surfaces. Additionally, these vehicles must be lightweight, durable, and capable of withstanding the harsh lunar environment, including extreme temperatures and abrasive lunar dust.

Mission planning must incorporate detailed simulations and environmental models to optimize activities on the lunar surface. Tools like the HURON task allocation and scheduling system help in planning and coordinating activities between human and robotic agents. These systems consider constraints such as available consumables, astronaut working times, and energy requirements, allowing for efficient and safe execution of tasks. Such planning ensures that both manned and unmanned operations are optimized, reducing the risk of resource shortages and operational failures.

Furthermore, the integration of robotics plays a vital role in supporting human activities and maintaining infrastructure. Robotic systems can handle tasks that are hazardous or impossible for humans, such as the construction and maintenance of habitats, power systems, and communication networks. These robots must be designed to operate autonomously or under remote control, adapting to the lunar environment's demands. The balance between autonomy and telepresence is crucial, ensuring that robots can perform efficiently while minimizing the need for constant human oversight.

Communication infrastructure is another critical component, enabling real-time data transmission and coordination between lunar bases and Earth. Establishing a reliable communication network involves deploying relay satellites and surface terminals that can handle the unique challenges of lunar operations, such as signal loss due to lunar terrain and the need for continuous coverage during long-duration missions.

17.4.1 In Situ Resource Utilization

In situ resource utilization (ISRU) enables sustainable human exploration of the Moon and Mars by utilizing local materials to construct infrastructure, thus reducing the need to transport supplies from Earth. The most abundant material on the lunar and Martian surfaces is regolith, a fine, powdery soil that can be processed and used in various ways, including 3D printing. Lunar regolith can be used to create construction materials through processes like sintering, which involves heating the regolith to fuse the particles together without melting them completely. Another method involves mixing the regolith with a binder to form a paste that can be extruded and hardened. For instance, a process using concentrated phosphoric acid as a liquid binder has been developed, where the mixture creates a sticky paste that solidifies into a rock-like material upon curing. This technique has been demonstrated with Martian regolith simulants but applies to lunar regolith as well, showing promising results for constructing durable structures (Buchner et al., 2018). On Mars, regolith can be processed similarly. One innovative approach involves using self-reproducing bacteria, such as *Shewanella oneidensis*, to extract iron from the regolith. The extracted iron can then be used in 3D-printing processes to create tough structural materials. This method leverages biological processes to make use of local materials, potentially reducing the need for transporting heavy mining equipment and consumables from Earth (Castelein et al., 2021).

Various 3D printers are being developed for extraterrestrial applications. ICON, for example, is working on a 3D-printing system for constructing lunar habitats using regolith. Their technology involves a large-scale printer that can extrude layers of regolith-based concrete to build robust structures. This method is designed to utilize the local soil, reducing the need to transport construction materials from Earth and thereby decreasing mission costs and logistical complexity (Mueller et al., 2018). Using ISRU and 3D-printing technologies addresses several infrastructure challenges in space exploration. By manufacturing building materials on-site, missions can significantly reduce the amount of cargo that needs to be launched from Earth. This cuts costs and mitigates the risks associated with transporting large quantities of materials over long distances. For example, constructing habitats, landing pads, and other infrastructure directly on the Moon or

Mars using regolith can provide the necessary facilities for long-term human presence and operations without the heavy burden of constant resupply from Earth (Kading & Straub, 2015).

The first stage involves the deployment of temporary or semi-permanent habitats that can support human life upon arrival. These habitats, such as NASA's inflatable habitats or prefabricated modules, provide immediate shelter and basic life support systems. Deployable habitats are critical for protecting astronauts. Concurrent with the deployment of habitats is the establishment of reliable power generation systems. Solar panels, nuclear reactors, or other energy sources must be set up to provide a continuous power supply for life support systems, scientific equipment, and habitat operations. 3D printing cannot even begin without an effective power supply for autonomous construction. Establishing a robust communications network is also vital, and this infrastructure ensures that data can be transmitted between the habitat, Earth, and other mission elements. Satellite relays, surface communication nodes, and other systems are deployed to maintain continuous communication. This network supports not only operational coordination and data transfer but also the remote control of robotic systems and real-time mission management.

The next phase involves collecting and processing local resources, primarily regolith. Techniques for excavating and processing regolith are essential for utilizing the abundant in-situ materials for construction and manufacturing. Robots and automated systems are typically deployed for these tasks, minimizing the need for human labor and reducing the risks associated with manual operations. These systems must be capable of efficiently gathering and transporting regolith to processing sites where it can be refined and prepared for use in 3D printing. Once these foundational elements are in place, 3D-printing technology can be introduced to create more permanent structures. Using regolith as the primary material, 3D printers can construct robust habitats, storage facilities, and other necessary infrastructure. This approach minimizes the need to transport building materials from Earth, significantly reducing costs and logistical challenges.

REFERENCES

Adamczyk, A., Clowdsley, M., Qualls, G., Blattnig, S., Lee, K., Fry, D., Stoffle, N., Simonsen, L., Slaba, T., Walker, S., & Zapp, E., 2011. Full mission astronaut radiation exposure assessments for long duration lunar surface missions. 2011 Aerospace Conference, pp. 1–15. 10.1109/AERO.2011.5747250.

Bamberger, J., & Gaustad, K., 2008. *Power options for lunar exploration*, 246, pp. 228–233. https://doi.org/10.1063/1.41828.

Bhamidipati, S., Iiyama, K., Mina, T., & Gao, G., 2022. Time-Transfer from Terrestrial GPS for Distributed Lunar Surface Communication Networks. 2022 IEEE Aerospace Conference (AERO), pp. 1–15. 10.1109/AERO53065.2022.9843716.

Boazman, S.J., Shah, J., Gawronska, A.J., Halim, S.H., Satyakumar, A.V., Gilmour, C.M., Bickel, V.T., Barrett, N. and Kring, D.A., 2022. The distribution and accessibility of geologic targets near the lunar South Pole and candidate Artemis landing sites. *The Planetary Science Journal*, 3 12, pp. 275.

Buchner, C., Pawelke, R., Schlauf, T., Reissner, A., & Makaya, A., 2018. A new planetary structure fabrication process using phosphoric acid. *Acta Astronautica*, 143, pp. 272–284. https://doi.org/10.1016/J.ACTAASTRO.2017.11.045.

Budzyn, D., Zare-Behtash, H., Cowley, A., & Cammarano, A., 2023. Compliant mechanisms for dust mitigation in lunar hardware development: Technology and material considerations. *IOP Conference Series: Materials Science and Engineering*, 1287. https://doi.org/10.1088/1757-899X/1287/1/012001.

Burahmah, N., & Heilbronn, L., 2023. Comparison of doses in lunar habitats located at the surface and in crater. *Aerospace*. https://doi.org/10.3390/aerospace10110970.

Cain, J., 2010. Lunar dust: The hazard and astronaut exposure risks. *Earth, Moon, and Planets*, 107, pp. 107-125. https://doi.org/10.1007/S11038-

010-9365-0.

Calle, C., Buhler, C., Johansen, M., Hogue, M., & Snyder, S., 2011. Active dust control and mitigation technology for lunar and Martian exploration. *Acta Astronautica*, 69, pp. 1082–1088. https://doi.org/10.1016/J.ACTAASTRO.2011.06.010.

Caporale, A., Amato, M., Duri, L., Bochicchio, R., Pascale, S., Simeone, G., Palladino, M., Pannico, A., Rao, M., Rouphael, Y., & Adamo, P., 2022. Can lunar and Martian Soils support food plant production? Effects of horse/swine monogastric manure fertilisation on regolith simulants enzymatic activity, nutrient bioavailability, and lettuce growth. *Plants*, 11. https://doi.org/10.3390/plants11233345.

Carrato, P., Ellis, A., Mueller, R.P., & Miller, C. (2018). Developing a Request for Proposal (RFP) for Moon Base Alpha. In *2018 ASCE International Conference on Earth and Space Construction (ICEC 2018)*.

Castelein, S., Aarts, T., Schleppi, J., Hendrikx, R., Böttger, A., Benz, D., Marechal, M., Makaya, A., Brouns, S., Schwentenwein, M., Meyer, A., & Lehner, B., 2021. Iron can be microbially extracted from Lunar and Martian regolith simulants and 3D printed into tough structural materials. *PLoS ONE*. https://doi.org/10.1371/journal.pone.0249962.

Cauligi, A., Swan, R., Ono, M., Daftry, S., Elliott, J., Matthies, L., & Atha, D., 2023. ShadowNav: Crater-Based Localization for Nighttime and Permanently Shadowed Region Lunar Navigation. 2023 IEEE Aerospace Conference, pp. 1–12. 10.1109/AERO55745.2023.10115745.

Chen, M., Lin, H., Wen, Y., He, L., & Hu, M., 2013. Construction of a virtual lunar environment platform. *International Journal of Digital Earth*, 6, pp. 469–482. https://doi.org/10.1080/17538947.2011.628415.

Clark, D., & Trevathan, J., 2001. *Carbon Dioxide Collection and Purification System for Mars*. https://doi.org/10.2514/6.2001-4660.

Craft, A., Silver, I., Clark, C., Howe, S., & King, J., 2011. Advanced shield development for a fission surface power system for the lunar surface. *Proceedings of the Institution of Mechanical Engineers, Part G: Journal*

of Aerospace Engineering, 225, pp. 204–212. https://doi.org/10.1243/09544100JAERO758.

Daftry, S., Chen, Z., Cheng, Y., Tepsuporn, S., Coltin, B., Naam, U., Ma, L., Khattak, S., Deans, M., & Matthies, L., 2023. LunarNav: Crater-based Localization for Long-range Autonomous Lunar Rover Navigation. 2023 IEEE Aerospace Conference, pp. 1–15. 10.1109/AERO55745.2023.10115640.

Dendy, R., Mortensen, D., Zeleznikar, D., & Booth, S., 2023. Flexible User Radio for Lunar Missions. 2023 IEEE Aerospace Conference, pp. 1–11. 10.1109/AERO55745.2023.10115724.

Dolat, K., & et al., 2012. Architectural Concepts Employing Co-Robot Strategy and Contour Crafting Technologies for Lunar Settlement Infrastructure Development ARCH 605 Spring 2012 Graduate Moon Studio Students. 10.2514/6.2012-5173.

Dove, A., Devaud, G., Wang, X., Crowder, M., Lawitzke, A., & Haley, C., 2011. Mitigation of lunar dust adhesion by surface modification. *Planetary and Space Science*, 59, pp. 1784–1790. https://doi.org/10.1016/J.PSS.2010.12.001.

Dudukovich, R., Wagner, K., Kancharla, S., Fantl, J., & Fung, A., 2021. Towards the development of a multi-agent cognitive networking system for the lunar environment. *2021 IEEE International Conference on Wireless for Space and Extreme Environments (WiSEE)*, pp. 7–13. 10.1109/wisee50203.2021.9613839.

Duri, L., Caporale, A., Rouphael, Y., Vingiani, S., Palladino, M., Pascale, S., & Adamo, P., 2022. The potential for lunar and Martian regolith simulants to sustain plant growth: A multidisciplinary overview. *Frontiers in Astronomy and Space Sciences*, 8, pp. 747821. https://doi.org/10.3389/fspas.2021.747821.

Dyer, P., Smith, G., & Nelson, G., 2022. Exergy analysis of photovoltaics coupled with electrochemical energy storage for lunar power applications. *Energy*, 6. https://doi.org/10.1115/imece2022-96993.

Edwards, B., Wagner, R., Zemba, M., Millard, W., Braham, S., Gifford, K., & Somerlock, O., 2023. 3GPP Mobile Telecommunications Technology on the Moon. 2023 IEEE Aerospace Conference, pp. 1–12. 10.1109/AERO55745.2023.10115746.

Ellery, A., 2021. Generating and storing power on the moon using in situ resources. *Proceedings of the Institution of Mechanical Engineers, Part G: Journal of Aerospace Engineering*, 236, pp. 1045–1063. https://doi.org/10.1177/09544100211029433.

Flahaut, J., Souchon, A. L., Blanchette-Guertin, J.-F., Jilly-Rehak, C. E., Sharma, P., van Westrenen, W., Kring, D. A., & others., 2012. Identification and characterization of science-rich landing sites for lunar lander missions using integrated remote sensing observations. *Advances in Space Research*, 50(12), 1647–1665

Golombek, M., & et al., 2003. Selection of the mars exploration rover landing sites. *Journal of Geophysical Research*, 108, pp. 8072. https://doi.org/10.1029/2003JE002074.

Golombek, M., & et al., 2005. Assessment of mars exploration rover landing site predictions. *Nature*, 436, pp. 44–48. https://doi.org/10.1038/nature03600.

Golombek, M., & et al. 2012. Selection of the mars science laboratory landing site. *Space Science Reviews*, 170, pp. 641–737. https://doi.org/10.1007/S11214-012-9916-Y.

Golombek, M., & et al., 2020. Geology of the insight landing site on mars. *Nature Communications*, 11. https://doi.org/10.1038/s41467-020-14679-1.

Gordon, N., Marsili, D., Nikas, I., & Boschetti, N., 2023. Lasers on the moon: Recommendations for pioneering lunar communication infrastructure. *IEEE Pervasive Computing*, 22, pp. 19–25. https://doi.org/10.1109/MPRV.2023.3275772.

Grant, J. A., Irwin, R.P., Wilson, S. A., Bhattacharya, J.P., Goudge, T. A., & Wise, M. A., 2018. The science process for selecting the landing site for the 2020 Mars rover mission. *Icarus*, 300, 58–79.

Heldmann, J., Colaprete, A., Elphic, R., Mattes, G., Ennico, K., Fritzler, E., Marinova, M., Mcmurray, R., Morse, S., Roush, T., & Stoker, C., 2015. Real-time science operations to support a lunar polar volatiles rover mission. *Advances in Space Research*, 55, pp. 2427–2437. https://doi.org/10.1016/J.ASR.2014.07.037.

Houts, M. G., 2009. Fission surface power technology development testing at NASA's early flight fission test facility. *Transactions of the American Nuclear Society*, 101, pp. 55–56.

Hu, D., Li, M., & Li, Q., 2021. A solar thermal storage power generation system based on lunar in-situ resources utilization: modeling and analysis. *Energy*, 223, pp. 120083. https://doi.org/10.1016/J.ENERGY.2021.120083.

Huang, Q., Liu, S., Yang, X., & Tong, X., 2023. Artemis III pre-selected landing sites engineering suitability analysis with illumination, communication and slope, based on LOLA terrain. In International Conference on Remote Sensing, Mapping, and Geographic Systems (RSMG 2023), 12815, pp. 1281522–1281522-6. https://doi.org/10.1117/12.3010268.

Israel, D., Mauldin, K., Roberts, C., Mitchell, J., Pulkkinen, A., Cooper, L., Johnson, M., Christe, S., & Gramling, C., 2020. LunaNet: a Flexible and Extensible Lunar Exploration Communications and Navigation Infrastructure. 2020 IEEE Aerospace Conference, pp. 1–14. 10.1109/AERO47225.2020.9172509.

Jia, R., Wu, B., & Mahanti, P., 2022. Shape-from-Shading Derived DEMs from ShadowCam Images in Permanently Shadowed Regions at the Lunar South Pole: A First Look. *Remote Sensing*, 14(19), 4863

Kaczmarzyk, M., & Musiał, M., 2021. Parametric study of a lunar base power systems. *Energies*. https://doi.org/10.3390/EN14041141.

Kading, B., & Straub, J., 2015. Utilizing in-situ resources and 3D printing structures for a manned Mars mission. *Acta Astronautica*, 107, pp. 317–326. https://doi.org/10.1016/J.ACTAASTRO.2014.11.036.

Kanamori, H., Watanabe, T., & Aoki, S., 2013. Power requirements for the construction and operation of a lunar oxygen plant. *Journal of Aerospace Engineering*, 26, pp. 160–168. https://doi.org/10.1061/(ASCE)AS.1943-5525.0000180.

Kawamoto, H., & Miwa, T., 2011. Mitigation of lunar dust adhered to mechanical parts of equipment used for lunar exploration. *Journal of Electrostatics*, 69, pp. 365–369. https://doi.org/10.1016/J.ELSTAT.2011.04.015.

Kenny, B., & Coleman, A., 2008. *Power Management and Distribution Considerations for a Lunar Base*, 246, pp. 433–439. https://doi.org/10.1063/1.41805.

Khatri, F., Robinson, B., Semprucci, M., & Boroson, D., 2015. Lunar laser communication demonstration operations architecture. *Acta Astronautica*, 111, pp. 77–83. https://doi.org/10.1016/J.ACTAASTRO.2015.01.023.

Khoshnevis, B., Carlson, A., Leach, N., & Thangavelu, M., 2012. Contour Crafting Simulation Plan for Lunar Settlement Infrastructure Build-Up, pp. 1458–1467. 10.1061/9780784412190.155.

Koster, J., 2012. *Solar Power Satellite Demonstration System for Lunar and Planetary Exploration*. https://doi.org/10.2514/6.2012-629.

Kring, D., & et al., 2023. *Elevation Changes and Slope that May Affect EVA Workload Near Potential Artemis Landing Sites. 2023 IEEE Aerospace Conference*, pp. 1–17. https://doi.org/10.1109/AERO55745.2023.10.15539.

Kumari, N., Bretzfelder, J., Ganesh, I., Lang, A., & Kring, D., 2022. Surface conditions and resource accessibility at potential Artemis landing sites 007 and 011. *The Planetary Science Journal*, 3. https://doi.org/10.3847/PSJ/ac88c2.

Lam, C., & et al., 2013. Toxicity of lunar dust assessed in inhalation-exposed rats. *Inhalation Toxicology*, 25, pp. 661–678. https://doi.org/10.3109/08958378.2013.833660.

Lewis, R., Toups L., Hoffman, S., Gruener, J., Jagge, A., Deitrick, S., Lawrence, S.,Britton, A., Hinterman, E., 2019. *Site Planning and Design to Enable Lunar and Mars Human Exploration, Poster, Lunar Exploration & Analysis Group (LEAG)Workshop*, Denver, Colorado.

Lewis, M. E., McCleskey, C. M., Alvarez, V. R., Gomez Jr., J. D. J., Latorella, K. A., Gill, T. R., Perotti, J. M., & Zeitlin, N.P., 2022, October. Uncrewed Lunar Surface Operations and Support Activities. Paper presented at the 2022 *ASCEND Conference*, Las Vegas, NV.

Lopez, F., Mauro, A., Mauro, S., Monteleone, G., Sfasciamuro, D., & Villa, A., 2023. A lunar-orbiting satellite constellation for wireless energy supply. *Aerospace*. https://doi.org/10.3390/aerospace10110919.

Marcinkowski, A., Carrio, L., Hilliard, S., Edwards, C., Elhawary, A., Clem, D., Blood, M., May, L., & Cichan, T., 2023. Lunar Surface Power Architecture Concepts. 2023 IEEE Aerospace Conference, pp. 1–19. 10.1109/AERO55745.2023.10115621.

Maurel, A., Martinez, A., Cortes, P., Yelamanchi, B., Chavari, S., Sreenivasan, S., Sherrard, C., & MacDonald, E., 2023. 3D printing of batteries from lunar and Martian regolith. *ECS Meeting Abstracts*. https://doi.org/10.1149/ma2023-01562724mtgabs.

Mishra, A., & Kumar, P., 2022. Spatial and temporal distribution of lobate scarps in the lunar South Polar Region: Evidence for latitudinal variation of scarp geometry, kinematics and formation ages, neo-tectonic activity and sources of potential seismic risks at the Artemis candidate landing regions. *Geophysical Research Letters*, 49. https://doi.org/10.1029/2022GL098505.

Montes, J., Schingler, J., & Metzger, P., 2021. *Pad for Humanity: Lunar Spaceports as Critical Shared Infrastructure*. https://doi.org/10.1061/9780784483374.118.

Mueller, R., 2023. Lunar base construction planning. *Earth and Space*, 2022. https://doi.org/10.1061/9780784484470.072.

Mueller, R., Gelino, N., Smith, J., Buckles, B., Lippitt, T., Schuler, J., Nick, A., Nugent, M., & Townsend, I., 2018. Zero launch mass three-

dimensional print head. *Earth and Space* 2018. https://doi.org/10.1061/9780784481899.022.

Naito, M., Hasebe, N., Shikishima, M., Amano, Y., Haruyama, J., Matias-Lopes, J. A., Kim, K. J., & Kodaira, S., 2020. Radiation dose and its protection in the Moon from galactic cosmic rays and solar energetic particles: at the lunar surface and in a lava tube. *Journal of Radiological Protection*, 40(4), 947–961. https://doi.org/10.1088/1361-6498/abb120.

Poston, D., Kapernick, R., Dixon, D., Amiri, B., & Marcille, T., 2008. *Reference Reactor Module for the Affordable Fission Surface Power System*, 969, pp. 277–284. https://doi.org/10.1063/1.2844978.

Quantin-Nataf, C., Carter, J., Mandon, L., & Broyer, J., 2021. Oxia Planum: The Landing Site for the ExoMars "Rosalind Franklin" Rover Mission: Geological Context and Prelanding Interpretation. *Astrobiology*, 21(1), 12–34.

Rashkin, L., Donnelly, T., Cook, M., & Young, J., 2023. Analysis and testing of optimal power control strategy for NASA moon base interconnected DC microgrid System. *SAE Technical Paper Series*. https://doi.org/10.4271/2023-01-1508.

Raza, W., Abele, E., Ohara, J., Sadr, B., Lopresti, P., Imran, A., Choi, W., Song, I., Altunc, S., Kegege, O., & Ekin, S., 2022. Toward a hybrid RF/optical lunar communication system (LunarComm). *IEEE Network*, 36, pp. 76–83. https://doi.org/10.1109/MNET.103.2100419.

Reitz, G., Berger, T., & Matthiae, D., 2012. Radiation exposure in the moon environment. *Planetary and Space Science*, 74, pp. 78–83. https://doi.org/10.1016/J.PSS.2012.07.014.

Sacksteder, K., & Sanders, G., 2007. *In-Situ Resource Utilization for Lunar and Mars Exploration*. https://doi.org/10.2514/6.2007-345.

Schlutz, J., & Messerschmid, E., 2012. Integrating advanced mobility into lunar surface exploration. *Acta Astronautica*, 75, pp. 15–24. https://doi.org/10.1016/J.ACTAASTRO.2012.01.005.

Schneider, I., Daga, A., León, P., & Harris, G., 2010. Interim Report for the Human Exploration of the Moon and Mars: Space radiation protection and mitigation strategies for a long term duration lunar base. https://doi.org/10.2514/6.2010-6.20.

Stone, T., Freeman, K., Gilstrap, R., Hanel, R., Lencioni, P., Evanyo, J., & Burleigh, S., 2008. A lunar communication satellite network architecture employing internet protocol, *Laser Communication Technologies and Small Satellites*. https://doi.org/10.2514/6.2008-5477.

Wang, X., Wang, W., Shao, H., Chao, S., Zhang, H., Tang, C., Li, X., Zhu, Y., Zhang, J., Zhang, X., & Lu, Y., 2022. Lunar dust-mitigation behavior of aluminum surfaces with multiscale roughness prepared by a composite etching method. *ACS Applied Materials & Interface*. https://doi.org/10.1021/acsami.2c07237.

Wu, B., Dong, J., Wang, Y., Li, Z., Chen, Z., Liu, W., Zhu, J., Chen, L., Li, Y., & Rao, W., 2021. Characterization of the candidate landing region for Tianwen-1–China's first mission to mars. *Earth and Space Science*, 8. https://doi.org/10.1029/2021EA001670.

Yao, Y., Zhang, Z., Fan, J., Adina, N., Bharmal, N., Shah, S., Zhang, J., Shi, Y., PhD, B., PhD, P., & PhD, J., 2023. Modular multilevel GaN based ultra-high power density electric power conversion and transmission on the lunar surface. *SAE Technical Paper Series*. https://doi.org/10.4271/2023-01-1509.

OceanofPDF.com

Chapter 18
Regulatory Compliance and Ethical Standards

Space exploration and habitat design requires adherence to a complex array of international laws, ethical guidelines, and stringent safety protocols. In this chapter, we will explore the critical components that ensure responsible and sustainable space activities. The primary focus will be on three main areas: International Space Law, Ethical Considerations in Space Exploration, and Safety and Risk Management Protocols.

International Space Law establishes a framework for cooperation and responsibility among nations involved in space activities. This body of law is essential for regulating activities such as satellite deployment, space tourism, and the prevention of space debris. Key agreements like the Outer Space Treaty of 1967 outline the principles for peaceful exploration and use of outer space, emphasizing that space should be the province of all humankind and free from national appropriation (Upadhyay, 2016). Additionally, the Liability Convention of 1972 and other international treaties play crucial roles in managing responsibilities and liabilities associated with space activities (Subandi, 2021).

Ethical considerations in space exploration have gained prominence with the increasing scope of human activities beyond Earth. Ethical frameworks address issues such as the preservation of extraterrestrial environments, the prevention of harmful contamination, and the fair use of space resources (Rummel et al., 2012). Furthermore, the ethical treatment of space explorers and the broader impacts of space activities on society are essential aspects of this discourse. NASA's commitment to ethics and public integrity sets a precedent for international cooperation and ethical conduct in space missions (Greenstone, 2018).

Safety and risk management protocols are fundamental to protecting human life and property during space missions. These protocols involve comprehensive risk assessments, the implementation of robust safety measures, and continuous monitoring of potential hazards such as radiation

exposure and microgravity effects (Schimmerling, 2010). The evolving nature of space exploration, particularly with the advent of commercial spaceflight, necessitates an adaptable and proactive approach to safety standards (Langston, 2016).

18.1 INTERNATIONAL SPACE LAW

International Space Law serves as the foundation for regulating human activities in outer space, ensuring that exploration and utilization are conducted in a peaceful, responsible, and cooperative manner. This section will cover three critical aspects of international space law: the Treaty on Principles Governing the Activities of States in the Exploration and Use of Outer Space, Registration and Liability for Space Objects, and the Legal Status of Astronauts.

The Treaty on Principles Governing the Activities of States in the Exploration and Use of Outer Space, commonly known as the Outer Space Treaty, is the cornerstone of international space law. Established in 1967, this treaty sets out fundamental principles for space activities, including the prohibition of national appropriation of outer space, the peaceful use of space, and the freedom of exploration for all nations. The treaty emphasizes that outer space, including the Moon and other celestial bodies, should be accessible to all countries and used for the benefit of all humanity (Farand, 1998).

Registration and liability for space objects are essential for managing the responsibilities and potential damages associated with space activities. The Convention on Registration of Objects Launched into Outer Space, effective since 1976, requires states to register space objects with the United Nations to ensure transparency and accountability. This registration process helps to identify the responsible parties in the event of damage caused by space objects. The Convention on International Liability for Damage Caused by Space Objects, which came into force in 1972, further elaborates on the liability mechanisms, holding states accountable for any damage caused by their space objects on Earth or in outer space (Froehlich, 2018).

The legal status of astronauts is another critical component of international space law. Astronauts are regarded as envoys of humanity, and their safe

return is a collective responsibility of the international community. The Agreement on the Rescue of Astronauts, the Return of Astronauts and the Return of Objects Launched into Outer Space, adopted in 1968, outlines the obligations of states to assist astronauts in distress and ensure their prompt return to their home countries. This agreement underscores the importance of international cooperation and humanitarian principles in space exploration (Hurwitz, 1988).

A significant development in international space law is the Artemis Accords, offering a framework for cooperative lunar exploration and beyond. Introduced by NASA and signed by multiple nations, these accords set principles for sustainable and transparent space activities (Figure 18.1). They emphasize transparency, interoperability, peaceful exploration, and the utilization of space resources, fostering a collaborative environment among spacefaring nations (Bartóki-Gönczy & Nagy, 2023).

Transparency is a cornerstone of the Accords, requiring signatories to describe publicly their policies and plans for space exploration. This openness aims to prevent misunderstandings and conflicts by fostering a cooperative and trustful environment among spacefaring nations (Deplano, 2021). The Accords aim to enhance international understanding and cooperation in space activities by promoting clear and open communication. Interoperability involves ensuring that space systems can work together seamlessly, which is crucial for multinational missions. This includes common standards and practices to enhance safety and efficiency in space operations. Such interoperability is essential for the smooth functioning of international collaborations and for maximizing the benefits derived from joint space missions (Matusiak, 2023). The commitment to peaceful use is reinforced by the Accords, which prohibit military activities and the placement of weapons of mass destruction on the Moon and other celestial bodies. The Accords also support the establishment of “safety zones” to avoid harmful interference, which, although controversial, aim to promote safety and coordination. These measures are intended to ensure that space remains a domain of peaceful exploration and scientific advancement (Rivaldi, 2022). Space resource utilization is one of the most debated aspects of the Artemis Accords. The Accords advocate for the extraction and use of space resources, which has raised concerns about compliance with the Outer Space Treaty's non-appropriation principle.

However, proponents argue that the Accords merely provide a framework for the responsible and sustainable use of space resources, in line with existing international law (Din, 2022). International collaboration is another key focus, with the Accords encouraging signatories to assist each other and share scientific data. This collaborative approach is designed to maximize the benefits of space exploration for all humanity, ensuring that advancements in space technology and knowledge are widely shared (Handayani et al., 2023).

ARTEMIS ACCORDS

ANGOLA
ARGENTINA
ARMENIA
AUSTRALIA
AUSTRIA
BAHRAIN
BELGIUM
BRAZIL
BULGARIA
CANADA
CHILE
COLOMBIA

CYPRUS
CZECH REPUBLIC
DENMARK
DOMINICAN REPUBLIC
ECUADOR
ESTONIA
FRANCE
GERMANY
GREECE
ICELAND
INDIA
ISRAEL

ITALY
JAPAN
LITHUANIA
LUXEMBOURG
MEXICO
NETHERLANDS
NEW ZEALAND
NIGERIA
PANAMA
PERU
POLAND
REPUBLIC OF KOREA

ROMANIA
RWANDA
SAUDI ARABIA
SINGAPORE
SLOVAKIA
SLOVENIA
SPAIN
SWEDEN
SWITZERLAND
THAILAND
UKRAINE
UNITED ARAB EMIRATES

UNITED KINGDOM
UNITED STATES OF AMERICA
URUGUAY

United for Peaceful Exploration of Deep Space

AA-24.32.48

Figure 18.1 Artemis Accords nations, NASA.

18.1.1 Treaty on Principles Governing the Activities of States in the Exploration and Use of Outer Space

The Treaty on Principles Governing the Activities of States in the Exploration and Use of Outer Space, often referred to as the Outer Space Treaty, is the foundation of international space law (Figure 18.2). This treaty sets forth the principles for the activities of states in the exploration and use of outer space, including the moon and other celestial bodies. It emphasizes the peaceful use of outer space and seeks to ensure that space exploration benefits all of humanity. Here are the most relevant parts of the treaty:

Article I outlines the fundamental principle that the exploration and use of outer space shall be conducted for the benefit and in the interests of all countries, irrespective of their level of economic or scientific development. It asserts that outer space is the province of all mankind and that all states have the right to explore and use outer space without discrimination. It also mandates the freedom of scientific investigation and encourages international cooperation in such activities (UN, 1967).

Article II explicitly prohibits national appropriation of outer space, including the moon and other celestial bodies, by any means. This means that no part of outer space can be claimed by any state through sovereignty, use, occupation, or any other method (UN, 1967).

Article III stipulates that activities in outer space shall be conducted in accordance with international law, including the Charter of the United Nations, to maintain international peace and security and to promote international cooperation and understanding (UN, 1967).

U.S.S.R.
UNITED KINGDOM
U.S.A.

Figure 18.2 The signing of the Outer Space Treaty, United Nations.

Article IV bans the placement of nuclear weapons or any other kinds of weapons of mass destruction in orbit around Earth, on celestial bodies, or in outer space. It also restricts the use of the moon and other celestial bodies exclusively for peaceful purposes, prohibiting the establishment of military bases, installations, fortifications, and the testing of weapons. However, it allows the use of military personnel for scientific research and other peaceful purposes (UN, 1967).

Article V regards astronauts as envoys of mankind in outer space and requires states to render all possible assistance to astronauts in distress. It mandates that astronauts be safely and promptly returned to their home countries if they land on another state's territory or the high seas. It also requires states to inform the United Nations and other states of any phenomena discovered in outer space that could pose a danger to astronauts (UN, 1967).

Article VI assigns international responsibility to states for national activities in outer space, whether conducted by governmental or non-governmental entities. States must ensure that their activities comply with the treaty and must authorize and continuously supervise non-governmental activities in outer space. Responsibility for activities conducted by international organizations falls on both the organization and the participating states (UN, 1967).

Article VII establishes that states that launch or procure the launching of an object into outer space, and the states from whose territory or facility an object is launched, are internationally liable for any damage caused by such objects to other states or their natural or juridical persons (UN, 1967).

Article VIII ensures that states retain jurisdiction and control over their space objects and any personnel thereof while in outer space or on celestial bodies. It also mandates that objects found beyond the limits of the state of registry be returned to that state, which must provide identifying data prior to their return (UN, 1967).

Article IX promotes the principle of cooperation and mutual assistance in outer space activities and requires states to conduct their activities with due regard for the interests of other states. It emphasizes the need to avoid

harmful contamination of outer space and adverse changes to the Earth's environment due to the introduction of extraterrestrial matter. States must undertake international consultations before proceeding with any activities that could potentially interfere with the peaceful exploration and use of outer space by other states (UN, 1967).

Articles X and XI further promote international cooperation, stipulating that states should consider requests by other states to observe their space flights and should inform the United Nations Secretary-General, the public, and the international scientific community about the nature and results of their outer space activities (UN, 1967).

Article XII ensures that all stations, installations, equipment, and space vehicles on the moon and other celestial bodies are open to representatives of other states on a reciprocal basis, with reasonable advance notice (UN, 1967).

Article XIII applies the treaty's provisions to activities carried out by international intergovernmental organizations, ensuring that these organizations and their member states comply with the treaty (UN, 1967).

18.1.2 Registration and Liability for Space Objects

These frameworks are primarily governed by the Convention on Registration of Objects Launched into Outer Space (Registration Convention) and the Convention on International Liability for Damage Caused by Space Objects (Liability Convention).

The Registration Convention, effective since 1976, mandates that states register space objects they launch into outer space. This process involves creating a national registry and notifying the United Nations Secretary-General, who maintains an international registry through the UN Office for Outer Space Affairs (UNOOSA). This two-step process helps allocate jurisdiction and control over space objects, similar to the registration of ships and aircraft. By doing so, it ensures that each space object is traceable to a responsible entity, thereby facilitating accountability and transparency in space activities (Schmidt-Tedd, 2017).

The registration system has evolved to address the complexities of modern space activities. For instance, the Registration Practice Resolution of 2007

was introduced to handle issues arising from the privatization of satellite operations and joint launches. It recommends that each space object in a joint launch be registered separately, ensuring clarity and responsibility for each entity involved (Lee, 2006). However, challenges persist, especially with the increasing number of commercial entities engaging in space activities. Non-registration and delays in registration have been noted, which can undermine the system's effectiveness. Adherence to registration requirements has fluctuated, with some states lagging in their obligations, highlighting the need for improved compliance and perhaps more robust enforcement mechanisms (May et al., 2020).

Liability for space objects is addressed by the Liability Convention, which holds launching states internationally liable for damages caused by their space objects on Earth, in the air, or in outer space. This includes absolute liability for damage on the Earth's surface and fault-based liability for damages occurring elsewhere. The convention ensures that victims of space object incidents can seek compensation, thereby providing a legal framework to manage the risks associated with space activities (Wang & Li, 2021).

As space activities become more commercialized and involve more private entities, the application of the Liability Convention becomes increasingly complex. Private entities operating space objects are still under the jurisdiction of their respective launching states, which remain liable for any damage caused. This necessitates clear agreements and comprehensive insurance mechanisms to manage potential claims effectively (Larsen, 2019). The growing issue of space debris further complicates the liability framework. Space debris, which includes defunct satellites and other nonfunctional objects, can cause significant damage. The Liability Convention applies to these objects, making the launching states responsible for any harm caused. This underscores the need for active measures to manage and mitigate space debris, including developing technologies for debris removal and enhanced tracking systems (Morozova & Laurenava, 2021).

In the context of liability, it is essential to understand the mechanisms for determining fault and responsibility. The Liability Convention requires proof of fault to establish liability for damages occurring in outer space, a unique aspect in international law. However, the term “fault” is not

explicitly defined within the convention, leading to ambiguities and challenges in legal interpretations. This gap necessitates borrowing from general international law principles to establish a standard of care for space activities, thereby ensuring fair and consistent adjudication of liability claims (Dennerley, 2018).

Furthermore, the introduction of advanced technologies, such as autonomous space objects, presents new challenges for the existing liability framework. Autonomous space objects, which operate with minimal human intervention, raise questions about the attribution of liability in the event of damage. The current legal frameworks under the Outer Space Treaty and the Liability Convention may need amendments to address these technological advancements adequately. Ensuring that liability gaps are closed will be crucial in maintaining a robust legal regime that can adapt to the evolving space industry (Bratu et al., 2021).

To support the increasing complexity of space operations, national space legislation plays a vital role. States must enact national laws that align with international obligations, providing frameworks for the registration, supervision, and liability of space activities. This legislation helps manage the risks associated with space operations, ensuring that private entities comply with international standards and that governments can seek recourse for damages. National laws also facilitate the protection of a state's financial interests and support the growth of private space activities (Froehlich & Seffinga, 2018).

18.1.3 The Legal Status of Astronauts

Astronauts are regarded not only as representatives of their respective countries but also as envoys of humanity, embodying the spirit of international cooperation and exploration. This section delves into the various legal frameworks and principles that define the status and treatment of astronauts in space.

The foundational principle concerning astronauts is articulated in the Outer Space Treaty of 1967, which designates astronauts as “envoys of mankind” (UN, 1967). This status confers certain privileges and protections under international law. For instance, the Rescue Agreement of 1968 obligates states to provide all possible assistance to astronauts in distress and ensure

their safe return to their country of origin. This agreement underscores the humanitarian aspects of space exploration, emphasizing international cooperation and mutual assistance (Sreejith, 2019).

The legal status of astronauts also includes considerations related to jurisdiction and control. According to the Outer Space Treaty and subsequent agreements, the state of registry retains jurisdiction and control over the spacecraft and its personnel while they are in outer space or on celestial bodies. This principle ensures that astronauts remain under the legal protection and authority of their home countries, regardless of their location in space (Baturin, 2020).

Another important aspect of the legal status of astronauts pertains to their rights and responsibilities. Astronauts are expected to conduct themselves in a manner that upholds the principles of international peace and cooperation. They are also required to assist other astronauts in distress, as stipulated in the Rescue Agreement. This duty of mutual aid highlights the collective responsibility of spacefaring nations to ensure the safety and well-being of all astronauts (Lyall, 2010).

The evolving nature of space activities, particularly with the advent of commercial spaceflight and space tourism, has raised new questions about the definition and status of astronauts. Traditional legal frameworks primarily consider astronauts as highly trained professionals employed by governmental space agencies. However, the increasing participation of private entities and space tourists necessitates a re-evaluation of legal definitions and protections. The legal regime must adapt to ensure that all individuals engaged in space activities, whether professional astronauts or private passengers, receive appropriate legal status and protections (Kumar et al., 2020).

Further complicating the legal status of astronauts are the potential legal issues that arise from multinational space missions, such as those conducted on the International Space Station (ISS). The ISS is governed by an Intergovernmental Agreement (IGA) that includes provisions on jurisdiction and control over the various modules and the personnel therein. This agreement ensures that each partner nation retains jurisdiction over its own modules and astronauts, creating a complex legal framework that manages

the interplay of multiple legal systems within a single space environment (Dunk, 2009).

Additionally, the legal status of astronauts involves considerations of personal responsibility and liability. Astronauts, while acting under the authority of their respective space agencies, must adhere to international laws and agreements. In cases of misconduct or negligence, astronauts can be subject to disciplinary actions by their home country. The recent case involving astronaut Anne McClain, who was accused of committing a crime while on the ISS, highlighted the complexities of jurisdiction and the need for clear legal frameworks to address such situations (Sachdeva, 2021).

18.2 ETHICAL CONSIDERATIONS IN SPACE EXPLORATION

Ethical considerations in space exploration are paramount to ensuring that humanity's ventures beyond Earth are conducted responsibly and sustainably. This section delves into two critical ethical issues: Planetary Protection and Contamination, and The Ethics of Terraforming and Planetary Modification.

Planetary protection and contamination policies are designed to prevent the harmful transfer of biological materials between Earth and other celestial bodies. These measures aim to preserve the integrity of extraterrestrial environments for scientific research and to prevent potential biological contamination that could jeopardize future missions or Earth itself. Ethical frameworks for planetary protection emphasize the intrinsic value of extraterrestrial ecosystems and advocate for a precautionary approach to avoid irreversible impacts on these environments (Cockell, 2005). The concept of planetary preservation extends beyond mere protection, aiming to maintain the natural states of these environments while allowing for controlled exploration (Rummel et al., 2012).

The ethics of terraforming and planetary modification involve complex considerations about altering extraterrestrial environments to make them more habitable for human life. Terraforming, or the process of transforming a planet's environment to resemble Earth's, raises significant moral questions. These include the potential destruction of native ecosystems, the

ethical implications of exerting such profound control over another world, and the long-term consequences of these actions on future generations. While some argue that terraforming could offer a solution to overpopulation and resource scarcity on Earth, others contend that it may lead to unforeseen ecological and ethical dilemmas (Schwartz, 2013).

18.2.1 Planetary Protection and Contamination

Planetary protection and contamination policies, developed over decades, aim to prevent the harmful transfer of biological materials between Earth and other space material, thereby preserving scientific integrity and preventing ecological disruptions.

It's important to consider the forward and backward contamination of earth and extra-terrestrial places. Forward contamination refers to the transfer of Earth-originating microbes and organic materials to other planets. This type of contamination can compromise scientific investigations by introducing Earth life forms that could potentially thrive in extraterrestrial environments, thus skewing the search results for indigenous life. The principles of planetary protection dictate that space missions must minimize the biological load on spacecraft to prevent forward contamination. This involves stringent sterilization processes and maintaining cleanliness throughout the mission lifecycle (Conley & Rummel, 2010).

Backward contamination, on the other hand, concerns the risk of bringing potentially harmful extraterrestrial materials back to Earth. This risk is particularly significant for missions involving sample returns from planets like Mars or moons like Europa, where the possibility of extant life cannot be entirely ruled out. Protocols for backward contamination include quarantine procedures for returning samples and astronauts, ensuring that any biological material is thoroughly tested before being allowed to interact with Earth's biosphere (Rummel et al., 2012).

The COSPAR (Committee on Space Research) Planetary Protection Policy plays a pivotal role in guiding international space missions. Established in alignment with the 1967 Outer Space Treaty, this policy provides a framework for implementing planetary protection measures across different types of missions and target bodies. For instance, missions to Mars are categorized based on their objectives and potential to encounter liquid

water, which could harbor life. These categories determine the level of sterilization and contamination control required (Conley & Rummel, 2008).

Recent developments in planetary protection have expanded to address the challenges posed by private and commercial space endeavors. With the rise of private companies undertaking space missions, it is essential to integrate planetary protection principles into their operational frameworks. This includes the development of new technologies and methodologies to manage contamination risks effectively. As commercial entities prepare for ambitious projects like Mars colonization and asteroid mining, they must adhere to international planetary protection standards to prevent both forward and backward contamination (Profitiliotis & Loizidou, 2019).

The concept of planetary sustainability is emerging as a holistic approach to planetary protection. This approach goes beyond preventing biological contamination to consider the broader environmental impacts of space exploration. It advocates for sustainable practices that minimize human footprints on celestial bodies, preserving these environments for future scientific research and exploration. The interdisciplinary nature of planetary sustainability encompasses ethical, legal, and economic dimensions, emphasizing the need for comprehensive policies that support long-term sustainability in space activities (Galli & Losch, 2019).

Planetary protection standards are maintained and periodically updated to reflect new scientific findings and technological advancements. The COSPAR Planetary Protection Policy is regularly reviewed and revised by the COSPAR Panel on Planetary Protection, an international committee composed of scientists, agency representatives, and space experts. This ensures that the policy remains relevant and effective in addressing the dynamic landscape of space exploration (Coustenis et al., 2023).

The COSPAR Planetary Protection Policy outlines specific requirements tailored to different types of missions. These requirements are categorized based on the mission target and the potential for biological contamination. For instance, missions to Mars, Europa, and other bodies with potential for life are subject to stringent bioburden reduction and sterilization procedures to minimize the risk of contamination. These measures include prelaunch sterilization, trajectory biasing to avoid contamination-prone regions, and

strict containment protocols for sample return missions (Rummel et al., 2002).

One of the critical components of COSPAR's planetary protection policy is the classification of space missions into five categories based on the target body and mission objectives. Category I missions, which target bodies unlikely to support life, such as the Moon, have minimal planetary protection requirements. Category II missions, aimed at bodies with some interest but unlikely to support life, require simple documentation of bioburden control measures. Categories III and IV apply to missions targeting bodies with a higher potential for life, such as Mars and Europa, necessitating rigorous sterilization and contamination control procedures. Category V encompasses missions returning samples to Earth, which must adhere to strict containment and quarantine protocols to prevent backward contamination (Debus, 2004).

18.2.2 The Ethics of Terraforming and Planetary Modification

Terraforming and planetary modification encompass the process of altering the environment of a planet to make it more habitable for human life. This concept has garnered significant interest, particularly with regard to Mars, which is often viewed as the most feasible candidate for terraforming due to its similarities to Earth. Terraforming involves large-scale engineering projects that can include altering the atmosphere, temperature, surface topography, and ecology of a planet. In practical terms, terraforming and planetary modification involve several key architectural and engineering concepts. One of the foundational elements is the creation of a stable atmosphere that can support human life. This may involve generating greenhouse gasses to warm the planet and thickening the atmosphere, processes that could take centuries to achieve but are theoretically possible with current technology (Fogg, 2011).

Another critical component is the development of infrastructure that can support human habitation. This includes designing and constructing habitats that can withstand harsh environmental conditions, such as extreme temperatures, high radiation levels, and dust storms. Space architects are focusing on modular and reconfigurable designs that can be easily transported and assembled on other planets. These designs often utilize in

situ resources, such as using Martian regolith to create building materials, which reduces the need to transport materials from Earth (Ozdemir, 2013).

The concept of ecopoiesis, introduced by Robert Haynes and Chris McKay, represents a compromise between preservationist and interventionist perspectives. Ecopoiesis refers to the creation of a self-sustaining ecosystem on a lifeless planet, starting with microorganisms and gradually introducing more complex life forms. This approach aims to create new biospheres that could support human life without necessarily mirroring Earth's ecosystems. The ethical justification for ecopoiesis lies in its potential to balance the preservation of scientific value with the practical benefits of planetary modification (Todd, 2007).

The ethics of terraforming and planetary modification encompass a wide range of considerations, reflecting the profound impact such activities can have on extraterrestrial environments and the philosophical questions they raise about humanity's role in space. Terraforming, the process of transforming a planet's environment to make it habitable for human life, involves significant ecological and ethical challenges. This section explores these ethical dimensions, considering both the potential benefits and the moral dilemmas associated with altering other worlds.

Terraforming and planetary modification raise fundamental questions about the intrinsic value of extraterrestrial environments. One central ethical issue is whether it is morally permissible to alter a planet that might harbor life, even if only microbial. Traditional ethical positions, both anthropocentric and non-anthropocentric, are sensitive to the presence of life. If a planet like Mars has even the potential for existing life forms, many argue that it would be unethical to proceed with terraforming, as it could lead to the destruction of unique ecosystems and the loss of scientific opportunities to study these life forms in their natural habitats (Schwartz, 2013).

However, some ethical frameworks support the idea of terraforming under certain conditions. Advocates argue that transforming planets like Mars can be justified if they extend the lifespan of the human species and fulfill our pioneering nature. They posit that humanity has a duty to ensure its survival by expanding to other planets, thereby reducing the risk of extinction from catastrophic events on Earth. This view emphasizes the instrumental value

of terraforming in providing new habitats and resources for future generations (Haqq-Misra, 2012).

Another ethical dimension involves the historical and social implications of terraforming, often compared to colonial endeavors on Earth. Critics argue that terraforming could replicate the exploitative practices of colonialism, where the environment and resources of other worlds are altered primarily for human benefit, potentially disregarding the intrinsic value of those environments. This perspective calls for a more cautious and respectful approach to planetary modification, advocating for international cooperation and stringent ethical guidelines to prevent exploitation (Stoner, 2021).

The debate over the ethics of terraforming is further complicated by technological and scientific challenges. The process of terraforming requires advanced technologies to modify atmospheric conditions, control temperatures, and manage ecosystems sustainably. These efforts must consider the long-term impacts on planetary environments and the potential unintended consequences. As such, ethical frameworks for terraforming must incorporate principles of environmental stewardship, ensuring that any modifications are sustainable and reversible if necessary (Conde-Pueyo et al., 2020).

18.3 SAFETY AND RISK MANAGEMENT PROTOCOLS

Safety and risk management protocols are fundamental to the success and sustainability of space missions. This section will provide an overview of three key areas: Risk Assessment in Space Missions, Designing for Safety: Best Practices and Case Studies, and Emergency Preparedness and Response in Space Environments.

Risk assessment in space missions is the cornerstone of ensuring mission success and crew safety. Effective risk assessment involves identifying potential hazards, evaluating their likelihood and impact, and developing strategies to mitigate these risks. Techniques such as Failure Mode and Effect Analysis (FMEA), Probabilistic Risk Assessment (PRA), and the Swiss Cheese Model are commonly used to predict and manage risks

throughout the lifecycle of a space mission. These methodologies help in anticipating issues that could lead to mission failure or endanger crew members, thus allowing for the implementation of pre-emptive measures (Mathias et al., 2016).

Designing for safety is a critical component of space mission planning. This involves integrating safety measures into the design phase of spacecraft and mission operations. Best practices include the application of rigorous testing protocols, redundancy systems, and real-time monitoring to ensure all potential failure points are addressed. Case studies from NASA's missions, such as the lessons learned from the Space Shuttle Challenger disaster, highlight the importance of thorough safety design and continuous improvement in safety practices (Altabbakh et al., 2013). By examining past incidents and incorporating advanced safety design techniques, space agencies can enhance the reliability and safety of their missions.

Emergency preparedness and response in space environments are essential for addressing unforeseen events that may arise during missions. This includes the development of comprehensive emergency protocols, crew training, and the establishment of communication and support systems to handle crises. Effective emergency preparedness involves detailed planning for scenarios such as equipment failure, medical emergencies, and extravehicular activities (EVAs). The European Space Agency (ESA) and NASA have developed robust frameworks for emergency response, which are continually refined based on new research and mission experiences. Together, these components form a comprehensive approach to managing safety and risk in space missions, ensuring that all aspects of potential hazards are anticipated and mitigated.

18.3.1 Risk Assessment in Space Missions

Risk assessment is a fundamental component of space mission planning and execution, aimed at identifying, evaluating, and mitigating potential hazards that could compromise mission success and crew safety. This process involves a comprehensive analysis of technical, operational, and environmental risks, utilizing both qualitative and quantitative methodologies to ensure robust and effective risk management strategies.

One of the primary techniques used in risk assessment for space missions is PRA. PRA is a comprehensive and systematic methodology used to evaluate the risks associated with complex technological systems, such as space missions. PRA aims to quantify the likelihood and consequences of different failure scenarios, enabling decision-makers to prioritize risk mitigation strategies and make informed decisions.

PRA begins with the identification of potential failure modes and hazardous events that could impact the mission. This is achieved through techniques such as Fault Tree Analysis (FTA) and Event Tree Analysis (ETA), which map out the logical sequences of events that could lead to system failures. FTA focuses on identifying the root causes of failures by analyzing the pathways that could lead to an undesirable event, while ETA examines the possible outcomes following an initiating event (Todd, 2010). Once potential failure scenarios are identified, the next step in PRA is to quantify the probabilities of these scenarios occurring. This involves the use of statistical data, historical performance records, and expert judgment to assign likelihoods to various failure events. By combining these probabilities with the potential consequences of the failures, PRA provides a probabilistic estimate of the overall risk. This quantitative approach allows for a nuanced understanding of risks, highlighting the most critical areas that require attention (Vitali & Lutomski, 2004). One of the significant advantages of PRA is its ability to integrate different types of risk data into a cohesive model. For example, NASA's Quantitative Risk Assessment System (QRAS) software uses PRA techniques to evaluate the risks associated with space shuttle missions. This tool incorporates data from various sources, including hardware reliability, human performance, and environmental factors, to provide a comprehensive risk profile. Such integration is crucial for complex missions, where multiple interacting factors can influence the overall risk (Paté-Cornell & Dillon, 2001).

Another critical aspect of risk assessment is the use of quantitative models during the operational phase of space missions. Quantitative models play a crucial role during the operational phase of space missions, providing a structured approach to risk assessment and decision-making. These models help manage and mitigate risks by using mathematical and statistical techniques to predict and analyze potential failure scenarios and their impacts on mission success.

One of the primary applications of quantitative models is in the area of PRA. PRA is extensively used to evaluate the likelihood and consequences of various failure modes and to support operational decision-making. By incorporating data from previous missions, real-time operational data, and expert judgments, PRA models provide a comprehensive risk profile that helps mission planners prioritize resources and actions to mitigate critical risks (Meshkat, 2009). For example, the ISS program utilizes PRA to continually assess and manage risks associated with its operation. The ISS program's quantitative risk models account for various operational scenarios, including equipment failures, human errors, and environmental hazards. These models are updated regularly with new data to reflect the current state of the station and to predict the potential impacts of different risk factors. This continuous updating process ensures that the risk assessments remain accurate and relevant throughout the mission's lifespan (Lutomski, 2013).

Dynamic modeling techniques are also employed to address the time-varying aspects of space missions. These techniques incorporate physics-of-failure analyses and other dynamic factors to produce more accurate and realistic risk assessments. For instance, the NASA Ames Research Center has developed dynamic models to simulate the behavior of space propulsion systems under varying operational conditions. These models help identify potential failure points and assess the effectiveness of different mitigation strategies over time (Mathias et al., 2016). Furthermore, discrete event simulation (DES) is another quantitative modeling technique used during the operational phase of space missions. DES models the sequence of events that occur during a mission, including launch operations, orbital maneuvers, and on-orbit activities. This approach helps simulate complex interactions between different mission components and assesses the impact of various operational scenarios. For instance, DES has been used to evaluate the logistics and operational feasibility of long-duration space station missions, providing insights into resource allocation and mission scheduling (Lin et al., 2017).

In addition to quantitative approaches, qualitative risk assessment methods are also essential, particularly in the early stages of mission design. Qualitative risk assessment methods are vital for identifying and managing risks in space missions, especially in the early stages of mission planning

and design. These methods rely on expert judgment, historical data, and scenario analysis to evaluate potential risks and develop appropriate mitigation strategies. Unlike quantitative risk assessments, which focus on numerical probabilities and statistical models, qualitative methods emphasize descriptive and categorical evaluations of risk. One of the primary qualitative risk assessment techniques used in space missions is FMEA. FMEA involves systematically identifying potential failure modes of a system, determining their causes and effects, and prioritizing them based on their severity, occurrence, and detectability. This method helps engineers and mission planners identify critical areas that require immediate attention and develop mitigation strategies to address these vulnerabilities. FMEA is particularly useful during the design phase, where it helps ensure that potential failure modes are considered and mitigated before they can impact the mission (Claycamp et al., 2015).

Hazard analysis (HA) is another qualitative method widely used in the aerospace industry. HA involves identifying and assessing potential hazards that could jeopardize the safety and success of a mission. This process includes categorizing hazards based on their likelihood and potential impact, and developing strategies to eliminate or mitigate these risks. HA is integral to the safety assurance processes in space missions, helping to ensure that all conceivable hazards are addressed and controlled (Altavilla & Garbellini, 2002). Scenario analysis is also a crucial qualitative risk assessment tool. This method involves developing detailed narratives about possible future events and their consequences. By considering a range of scenarios, including worst-case and best-case situations, mission planners can better understand the potential risks and uncertainties associated with a mission. Scenario analysis provides a comprehensive view of how different factors might interact and influence the mission, allowing for more robust planning and risk management (Bogner et al., 2016). Expert judgment plays a significant role in qualitative risk assessments. Involving experienced professionals from various disciplines helps ensure that the risk assessment process is thorough and incorporates diverse perspectives. Experts use their knowledge and experience to identify potential risks, evaluate their significance, and recommend mitigation measures. This collaborative approach enhances the reliability of the risk assessment and ensures that all relevant factors are considered (Marhavilas et al., 2011). Qualitative risk assessment methods are not only useful during the planning and design

phases but also throughout the operational life of a mission. Continuous monitoring and reassessment of risks ensure that emerging threats are identified and managed promptly. This ongoing process is crucial for adapting to new information and changing conditions, thereby maintaining the safety and success of the mission (Han & Weng, 2011).

Moreover, the integration of human health and performance risks into overall mission risk assessments is becoming increasingly important. This holistic approach considers not only the technical and environmental risks but also the physical and psychological well-being of the crew, which is essential for maintaining operational effectiveness over the duration of a mission. Human health risk assessments (HHRAs) focus on identifying and evaluating the potential health hazards that astronauts might face in space. These hazards include exposure to space radiation, microgravity-induced physiological changes, and the psychological stress of prolonged isolation and confinement. Integrating these assessments into the overall risk management framework allows mission planners to develop comprehensive strategies that address all dimensions of risk (Cirone & Duncan, 2000).

One of the primary methods for integrating health risks is the use of predictive models that simulate the physiological responses of astronauts to various space conditions. These models help in understanding the long-term effects of space travel on human health and are used to design countermeasures such as exercise regimens, dietary plans, and medical protocols. For instance, NASA's Human Research Program has developed models that predict bone density loss and muscle atrophy in microgravity, allowing for targeted interventions to mitigate these effects (Mathias et al., 2016). Incorporating psychological health into risk assessments is also essential. Prolonged missions can lead to significant mental health challenges, including depression, anxiety, and interpersonal conflicts among crew members. Qualitative methods, such as scenario analysis and expert judgment, are employed to anticipate and plan for these issues. For example, the ESA uses psychological screening and continuous monitoring to ensure the mental well-being of astronauts, integrating these findings into their overall risk management plans (Han & Weng, 2011).

Another aspect of this integration is developing health monitoring technologies that provide real-time data on the crew's physical and mental states. Wearable sensors and remote medical diagnostic tools enable

continuous health monitoring, which feeds into dynamic risk models. These technologies help detect early signs of health issues, allowing for prompt interventions and adjustments to mission plans as necessary (Jederberg et al., 2002). Environmental risk factors, such as space radiation, also play a significant role in HHRAs. Space radiation poses a substantial risk to astronauts, increasing the likelihood of cancer and other health issues. The integration of radiation risk assessments involves modeling the radiation environment, predicting exposure levels, and evaluating the effectiveness of shielding and other protective measures. This approach ensures that radiation risks are managed within acceptable limits, protecting the health of the crew (Bridges, 2003). The integration of human health and performance risks into mission risk assessments supports the development of comprehensive contingency plans. These plans address potential health crises, such as medical emergencies or mental health breakdowns, and ensure that the crew has access to necessary medical support and resources. By incorporating health risks into the overall mission risk framework, space agencies can enhance the resilience and safety of their missions, ensuring that astronauts remain healthy and capable throughout their journey (Suter et al., 2005).

18.3.2 Designing for Safety: Best Practices and Case Studies

Designing for safety in space missions is an interdisciplinary endeavor that incorporates best practices from various different disciplines. This involves integrating safety considerations into the design and operation of spacecraft and mission components, as well as learning from past experiences and case studies to improve future missions.

One of the key principles in designing for safety is the adoption of safety-first engineering practices. Safety-first engineering practices prioritize safety considerations throughout the design, development, and operational phases of engineering projects. These practices are essential in high-risk environments such as space missions, where the margin for error is minimal. A notable example of safety-first engineering is the ISS, which has successfully operated for over two decades, demonstrating the effectiveness of these practices.

The ISS was designed with multiple layers of redundancy to ensure the safety and continuous operation of the station even if some systems fail. For instance, the life support system, which provides breathable air, controls cabin pressure, and removes carbon dioxide, has several backup systems. If the primary system fails, secondary and tertiary systems can take over, preventing life-threatening situations for the crew (Musgrave et al., 2009).

One of the key safety-first engineering practices implemented in the ISS is the use of FTA and PRA. These methods help identify potential failure points and assess the likelihood and impact of various failure scenarios. For example, NASA used PRA extensively during the ISS design phase to evaluate the risks associated with different systems and to develop strategies to mitigate these risks. This approach allowed engineers to anticipate potential problems and design solutions to prevent them from occurring (Todd, 2010).

Another critical aspect of safety-first engineering on the ISS is the use of safe-by-design principles. This involves designing systems and components in a way that inherently reduces the risk of failure. For instance, the ISS modules are constructed using materials that are resistant to micrometeoroid impacts, and critical systems are placed in protected areas to minimize damage from potential impacts. Additionally, the ISS structure is designed to dissipate stress and prevent catastrophic failure in the event of a collision with space debris (Pelton, 2005).

The ISS program also incorporates rigorous testing and validation processes as part of its safety-first engineering practices. Before any component or system is installed on the ISS, it undergoes extensive testing under conditions that simulate the harsh environment of space. This ensures that each system performs reliably and meets the stringent safety standards required for space operations. The testing process includes environmental testing, functional testing, and endurance testing to identify and rectify potential issues before deployment (Sgobba et al., 2013).

The Space Shuttle program offers a comprehensive case study in safety design for space operations, illustrating the importance of robust safety practices and continuous risk management. The program's evolution over its 30-year history highlights the integration of safety-first engineering

practices and the application of advanced safety analysis methods to ensure mission success and crew safety.

One of the critical components of safety design in the Space Shuttle program was the implementation of a detailed PRA. This method was used to evaluate the likelihood and potential impact of various failure scenarios. By modeling different failure modes and their consequences, NASA could prioritize risk mitigation strategies effectively. PRA played a crucial role in identifying critical vulnerabilities and guiding the design improvements that enhanced the shuttle's safety and reliability (Pelton, 2005).

Another significant aspect of the Space Shuttle's safety design was the adoption of FMEA. This qualitative method involved systematically identifying potential failure points within the shuttle's systems and evaluating the effects of these failures. The insights gained from FMEA informed the development of redundant systems and components, ensuring that the shuttle could continue to operate safely even if one system failed. For example, the shuttle's avionics system had multiple redundancies, with five parallel computer systems running the same flight control software to ensure continuous operation in case of a failure (Rabelo et al., 2006).

The shuttle program also incorporated lessons learned from past incidents to enhance safety. The Challenger disaster in 1986 and the Columbia disaster in 2003 were pivotal events that led to significant changes in the program's safety practices. The Challenger disaster underscored the importance of considering environmental factors such as cold temperatures on the O-ring seals of the solid rocket boosters. In response, NASA implemented more rigorous environmental testing and validation procedures to prevent similar failures in the future. The Columbia disaster highlighted the risks associated with foam insulation shedding during launch, leading to improvements in inspection and repair techniques for the shuttle's thermal protection system (Stockman et al., 2010).

Furthermore, safety design for space operations in the shuttle program included the development of robust emergency procedures and training programs. Astronauts underwent extensive training to prepare for a wide range of emergency scenarios, including cabin depressurization, fire, and medical emergencies. Simulations and drills were regularly conducted to ensure that the crew could respond effectively to any situation that might

arise during a mission. This proactive approach to emergency preparedness was crucial for maintaining crew safety and mission success (Rabelo et al., 2006).

18.3.3 Emergency Preparedness and Response in Space Environments

Emergency preparedness and response are vital aspects of space mission safety, requiring detailed planning and robust systems to handle potential crises such as fires, depressurization, medical emergencies, and toxic contamination. This section examines specific emergency scenarios and the methodologies used to manage them effectively, drawing insights from case studies and best practices.

Responding to a fire emergency in space is a highly critical and challenging task due to the unique environment and constraints of a spacecraft or space station. Fire in space can spread rapidly and produce toxic smoke, posing immediate threats to both the safety of the crew and the integrity of the spacecraft. The protocols for handling such emergencies are meticulously designed to ensure quick and effective responses. In the event of a fire on the ISS, the response protocols are structured around several key steps:

Detection and Alarm: The first step is the detection of fire, which is handled by an array of smoke detectors strategically placed throughout the ISS. These detectors are designed to function in a microgravity environment, where smoke behavior differs significantly from that on Earth. Once a detector senses smoke or fire, an alarm is triggered to alert the crew (Park et al., 2012).

Immediate Crew Actions: Upon hearing the alarm, the crew must don portable breathing apparatus (PBA) to protect against inhaling toxic smoke and ensure they have a continuous supply of breathable air. They must quickly locate the source of the fire using handheld extinguishers and follow predetermined routes to avoid smoke-filled areas. Each crew member has specific roles and responsibilities during a fire emergency, which are assigned and practiced extensively during training sessions (Balmain & Fleming, 2009).

Isolation of the Affected Module: If the fire cannot be immediately controlled, the affected module must be isolated to prevent the spread of

smoke and flames. The ISS is designed with multiple hatches that can be sealed to contain the fire within a specific area. This containment strategy helps protect the rest of the station and allows the crew to manage the situation more effectively (Spirin & Nikolaeva, 2020).

Fire Suppression: The crew uses portable fire extinguishers, which are designed to work in microgravity, to suppress the fire. These extinguishers typically use carbon dioxide or other inert gasses to smother the flames. In addition, the ISS has an automatic fire suppression system that can deploy suppressant agents throughout the affected module if manual efforts are insufficient (Williams, 2008).

Post-Fire Cleanup and Recovery: Once the fire is extinguished, the crew must ventilate the affected area to remove smoke and toxic gasses. This involves using the ISS's atmospheric revitalization system, which filters and cleans the air. The crew also conducts a thorough inspection to assess any damage and ensure that all hot spots are completely extinguished to prevent re-ignition. Any damaged equipment is documented and replaced as necessary, and a full report is sent to mission control for further analysis and review (Uhlig et al., 2016).

Depressurization emergencies in space are another critical scenario that can occur during a mission. Rapid loss of cabin pressure can be life-threatening, necessitating immediate and effective response protocols. These protocols are designed to ensure the safety of the crew and the integrity of the spacecraft. Specific procedures and technologies used to handle depressurization emergencies include:

Detection and Initial Response: The first step in responding to a depressurization event is detecting the pressure loss. The ISS is equipped with multiple pressure sensors that continuously monitor cabin pressure levels. An abrupt change in pressure triggers alarms throughout the station, alerting the crew to the emergency. Upon hearing the alarm, astronauts must quickly don their PBA to ensure they have a continuous supply of breathable air and to protect against hypoxia (Williams et al., 2004).

Isolation of the Affected Area: One of the immediate actions is isolating the affected module to prevent further air loss. The ISS is designed with multiple hatches that can be sealed off to contain the depressurization within a specific area. This containment strategy allows the crew to manage

the emergency more effectively and ensures that other parts of the station remain habitable. Crew members are trained to quickly identify the source of the breach, seal it using available repair kits, and move to a safe area if necessary (Spirin & Nikolaeva, 2020).

Use of Emergency Sealing Kits: To handle breaches, the ISS is equipped with emergency sealing kits, which include materials such as patches, adhesives, and specialized tools designed to seal hull breaches temporarily. Astronauts are trained in the use of these kits through regular simulations and drills. The sealing process involves locating the breach, applying the patch, and securing it to restore pressure stability. These kits are designed to be used quickly and effectively in the low-gravity environment of space (Markov et al., 2020).

Evacuation to Safe Zones: If the breach cannot be sealed quickly, astronauts may need to evacuate to a safe zone, such as the Soyuz or Crew Dragon spacecraft, which serve as lifeboats. These spacecraft are always ready for rapid evacuation and can provide a safe environment with life support systems independent of the ISS. The crew is trained to execute swift evacuation procedures, ensuring that all members can reach safety in a minimal amount of time.

Similarly, responding to a toxic contamination emergency in space requires meticulous planning and rapid execution of protocols to protect the crew from harmful substances and to restore a safe environment. Toxic contamination can result from chemical leaks, off-gassing of materials, or accidental releases during experiments. The ISS has established comprehensive procedures to manage such emergencies effectively:

Detection and Initial Response: The first line of defense against toxic contamination is continuous monitoring of air quality. The ISS is equipped with advanced air quality monitors that can detect a wide range of contaminants, including volatile organic compounds (VOCs) and toxic gasses. Upon detection of a toxic substance, the system triggers alarms to alert the crew. The Environmental Health System on the ISS includes first-alert instruments and volatile organic analyzers that provide real-time identification and quantification of airborne contaminants.

Immediate Protective Measures: Once a toxic contamination alarm is activated, crew members must don PBA to protect themselves from inhaling

harmful substances. These breathing apparatuses supply clean air and are essential for immediate protection. The crew is trained to quickly move to designated safe zones, typically areas of the ISS that can be isolated and have separate air supplies. Sealing off the affected area helps prevent the spread of contaminants to other parts of the station (Spirin & Nikolaeva, 2020).

Isolation and Containment: Containing the toxic substance is a critical step in managing the emergency. The ISS is designed with multiple hatches that can be sealed to isolate the contaminated module. This prevents the spread of toxic fumes and allows the crew to manage the situation in a controlled environment. Automated ventilation systems can be activated to redirect airflow away from occupied areas and toward filtration systems (Duchesne et al., 2012).

Ventilation and Filtration: The ISS's ventilation system plays a crucial role in managing air quality during a toxic contamination event. The system includes high-efficiency particulate air (HEPA) filters and activated carbon filters that can remove a wide range of chemical contaminants from the air. The ventilation system is designed to work in both routine and emergency modes, ensuring that air is continuously filtered and recirculated to maintain safe air quality levels. In the case of an ammonia leak, for example, the system can rapidly scrub the air to reduce ammonia concentrations to safe levels (Pakhomova et al., 2006).

Decontamination Procedures: Once the immediate threat is contained, decontamination procedures are initiated. These procedures involve thorough cleaning of the affected area using specialized equipment and cleaning agents designed to neutralize toxic substances. The crew is trained in the use of these decontamination tools and techniques to ensure that all traces of the contaminant are removed. This process is critical for preventing long-term health effects and ensuring that the ISS remains a safe environment for its inhabitants (Pakhomova et al., 2006).

Situations like toxic contamination can lead to exposure and sometimes lead to a critical medical emergency involving a complex set of protocols and procedures. The challenges include limited medical resources, the need for immediate intervention, and the constraints imposed by microgravity.

Here are some of the specific protocols and technologies used to manage medical emergencies aboard spacecraft like the ISS:

Detection and Initial Response: Early detection of a medical emergency is critical for effective management. Crew members are trained to recognize the signs and symptoms of various medical conditions, ranging from minor ailments to life-threatening emergencies. The ISS is equipped with medical kits that include diagnostic tools such as blood pressure monitors, electrocardiographs (ECGs), and ultrasound devices to assess the health status of the crew. Immediate response actions are guided by preestablished protocols that prioritize stabilization of the patient and prevention of further deterioration (Tran et al., 2020).

Medical Training and Telemedicine: Crew members receive extensive medical training before their missions, including basic life support (BLS), advanced life support (ALS), and trauma management. This training is essential because astronauts must be able to perform medical procedures autonomously, given the time delays in communication with Earth. Telemedicine capabilities are also crucial, allowing ground-based medical experts to guide astronauts through complex procedures in real-time. For example, the ISS uses a combination of video conferencing and remote monitoring to provide medical support during emergencies (Hinkelbein et al., 2018).

Management of Traumatic Injuries: Traumatic injuries, such as fractures or lacerations, require immediate and effective management to prevent complications. The ISS medical kit includes splints, bandages, sutures, and other tools necessary for initial treatment. In case of severe trauma, protocols are in place for stabilization, including intravenous (IV) fluid administration and pain management. Advanced planning involves the potential use of regional anesthesia techniques, which are considered safe and straightforward to execute in a microgravity environment (Scarpa & Wu, 2021).

Cardiac Emergencies: Cardiac events, such as myocardial infarction or cardiac arrest, pose significant risks in space due to the limited immediate intervention options. The ISS medical protocols include the use of automated external defibrillators (AEDs) and medications to manage acute cardiac conditions. Crew members are trained in cardiopulmonary

resuscitation (CPR) and the administration of emergency medications. Given the limited resources, the focus is on stabilizing the patient until further support can be provided (Komorowski et al., 2013).

Surgical Emergencies: Performing surgery in space presents unique challenges due to the constraints of the microgravity environment. Protocols for surgical emergencies emphasize the use of minimally invasive techniques and robotic assistance where possible. For instance, in scenarios requiring immediate surgical intervention, astronauts are trained to use specialized tools and techniques developed for space conditions. Robotic surgery and artificial intelligence are being explored to enhance the capability to perform complex procedures autonomously (Pantalone, 2023).

Preventive Measures and Health Monitoring: Preventive health measures and continuous monitoring are essential to mitigate the risk of medical emergencies in space. The ISS has protocols for regular health check-ups, physical exercise to maintain cardiovascular and musculoskeletal health, and strict hygiene practices to prevent infections. Health monitoring systems track vital signs and other health metrics, allowing for early detection of potential issues and timely intervention (Nowak et al., 2019).

It's possible that emergencies may occur outside the spacecraft or habitat during EVAs. EVAs, commonly known as spacewalks, are critical yet inherently risky operations conducted outside the spacecraft. EVA emergencies can arise from various situations, such as suit malfunctions, loss of tethering, or medical emergencies. The protocols for managing EVA emergencies are designed to ensure the rapid and safe return of astronauts to the spacecraft and to mitigate any immediate threats to their health and safety. Some situations and protocols include:

Detection and Immediate Actions: During an EVA, astronauts are constantly monitored for any signs of distress or anomalies in their suits. The suits are equipped with numerous sensors that track vital signs, suit pressure, and oxygen levels. If a problem is detected, the affected astronaut and the mission control center are alerted immediately. The first step is to stabilize the situation as much as possible, which might include securing the astronaut to the spacecraft or ceasing all movements to avoid exacerbating the issue (Wilde et al., 2002).

Loss of Tethering: One of the most critical emergencies during an EVA is the loss of tethering, which can result in an astronaut drifting away from the spacecraft. To mitigate this risk, astronauts use a Safety Tether System (STS) and a secondary Retractable Tether System (RTS). If these systems fail, astronauts are trained to use the Simplified Aid for EVA Rescue (SAFER) unit, a backpack with small thrusters that allow them to maneuver back to the spacecraft. Regular training on the use of SAFER ensures that astronauts are proficient in its operation.

Suit Malfunctions: Suit malfunctions, such as loss of pressure or failure of the life support system, require immediate action. The suit is designed with multiple redundancies to manage such scenarios. For example, the primary and secondary oxygen tanks can switch automatically if one fails. In the event of a significant leak or loss of pressure, the astronaut must quickly return to the airlock. Crew members are trained in rapid egress procedures to ensure they can re-enter the spacecraft swiftly and safely. The ISS airlock is designed to allow for quick re-pressurization, minimizing the time the astronaut is exposed to the vacuum of space (Katuntsev et al., 2004).

Medical Emergencies: Medical emergencies, such as cardiac events or injuries, are particularly challenging during EVAs due to the constraints of the spacesuit and the environment. The concept of through-the-suit medical interventions, such as the administration of IV fluids, is being explored to provide immediate care. This involves specialized ports on the suit that allow for medical access without compromising the suit's integrity. Telemedicine also plays a crucial role, with ground-based medical experts providing real-time guidance to the astronaut or the assisting crew member (Diaz, 2012).

Rapid Return to Safety: The primary goal in any EVA emergency is to return the astronaut to a safe, pressurized environment as quickly as possible. The airlock procedures are streamlined to allow for rapid re-entry. In cases where an astronaut is incapacitated, their fellow crew members are trained in rescue techniques, including using robotic arms to maneuver the affected astronaut back to the airlock. Coordination with mission control is essential to manage these complex operations effectively (Spirin & Nikolaeva, 2020).

REFERENCES

Altavilla, A., & Garbellini, L., 2002. Risk assessment in the aerospace industry. *Safety Science*, 40, pp. 271–298. https://doi.org/10.1016/S0925-7535(01)00049-2.

Altabbakh, H., Murray, S., Grantham, K., & Damle, S., 2013. Variations in Risk Management Models: A Comparative Study of the Space Shuttle Challenger Disasters. Engineering Management Journal, 25(2), 13–24. https://doi.org/10.1080/10429247.2013.11431971.

Balmain, C., & Fleming, M., 2009. *A Methodology for Training International Space Station Crews to Respond to On-Orbit Emergencies*. https://doi.org/10.4271/2009-01-2446.

Bartóki-Gönczy, B. and Nagy, B., 2023. The Artemis accords. *International Legal Materials*, 62(5), pp. 888–898. https://doi.org/10.1017/ilm.2023.17.

Baturin, Y., 2020. The astronaut's legal status. *Advanced Space Law*. https://doi.org/10.29202/asl/2020/5/1.

Bogner, R., Drennen, J., Khan, M., Oksanen, C., Reklaitis, G., Claycamp, H., Kona, R., Fahmy, R., & Hoag, S., 2016. Quality-by-design II: Application of quantitative risk analysis to the formulation of ciprofloxacin tablets. *AAPS PharmSciTech*, 17, pp. 233–244. https://doi.org/10.1208/s12249-015-0349-2.

Bratu, I., Lodder, A., & Linden, T., 2021. Autonomous space objects and International Space Law: Navigating the liability gap. *Indonesian Journal of International Law*. https://doi.org/10.17304/IJIL.VOL18.3.818.

Bridges, J., 2003. Human health and environmental risk assessment: the need for a more harmonised and integrated approach. *Chemosphere*, 52 9, pp. 1347–1351. https://doi.org/10.1016/S0045-6535(03)00469-7.

Cirone, P., & Duncan, P., 2000. Integrating human health and ecological concerns in risk assessments. *Journal of Hazardous Materials*, 78 1–3, pp. 1–17. https://doi.org/10.1016/S0304-3894(00)00214-4.

Claycamp, H., Kona, R., Fahmy, R., & Hoag, S., 2015. Quality-by-design II: Application of quantitative risk analysis to the formulation of ciprofloxacin tablets. *AAPS PharmSciTech*, 17, pp. 233–244. https://doi.org/10.1208/s12249-015-0349-2.

Cockell, C.S., 2005. Planetary protection—a microbial ethics approach. Space Policy, 21(4), pp.287–292. https://doi.org/10.1016/j.spacepol.2005.08.003.

Conde-Pueyo, N., Vidiella, B., Sardanyés, J., Berdugo, M., Maestre, F.T., De Lorenzo, V., & Solé, R., 2020. Synthetic biology for terraformation lessons from mars, earth, and the microbiome. *Life*, 10 2, pp. 14

Conley, C., & Rummel, J., 2008. Planetary protection for humans in space: Mars and the Moon. *Acta Astronautica*, 63, pp. 1025–1030. https://doi.org/10.1016/J.ACTAASTRO.2008.03.012.

Conley, C., & Rummel, J., 2010. Planetary protection for human exploration of mars. *Acta Astronautica*, 66, pp. 792–797. https://doi.org/10.1016/J.ACTAASTRO.2009.08.015.

Coustenis, A., Hedman, N., Doran, P.T., Al Shehhi, O., Ammannito, E., Fujimoto, M., Grasset, O., Groen, F., Hayes, A., Ilyin, V., Kumar, K.P., Morisset, C.-E., Mustin, C., Olsson-Francis, K., Peng, J., Prieto Ballesteros, O., Raulin, F., Rettberg, P., Sinibaldi, S., Suzuki, J., Xu, K., Zaitsev, M., 2023. Planetary protection: an international concern and responsibility. Frontiers in Astronomy and Space Sciences, 10, p.1172546. https://doi.org/10.3389/fspas.2023.1172546.

Debus, A., 2004. COSPAR needs for planetary protection recommendations for sample preservation dedicated to exobiology. *Advances in Space Research*, 34, pp. 2320–2324. https://doi.org/10.1016/J.ASR.2004.01.015.

Dennerley, J., 2018. State liability for space object collisions: The proper interpretation of ‘Fault’ for the purposes of International Space Law. *European Journal of International Law*, 29, pp. 281–301. https://doi.org/10.1093/EJIL/CHY003.

Deplano, R., 2021. The Artemis accords: Evolution or revolution in International Space Law?*International and Comparative Law Quarterly*, 70, pp. 799–819. https://doi.org/10.1017/S0020589321000142.

Diaz, A., 2012. Extravehicular activity (EVA) emergency aid for extended planetary surface missions: Through-the-spacesuit intravenous (IV) administration. 10.25549/usctheses-c127-679395.

Din, A., 2022. The Artemis accords: The end of multilateralism in the management of outer space?*Astropolitics*, 20, pp. 135–150. https://doi.org/10.1080/14777622.2022.2144241.

Duchesne, S., Sweterlitsch, J., Son, C., & Perry, J., 2012. *Impacts of an Ammonia Leak on the Cabin Atmosphere of the International Space Station*. https://doi.org/10.2514/6.2012-36.2.

Dunk, F., 2009. Space law in the age of the International Space Station, pp. 148–161. 10.1007/978-3-211-87465-3_18.

Farand, A., 1998. Remarks made by Andre Farand on the Status of the Agreement Governing the Activities of States on the Moon and Other Celestial Bodies. *International Institute of Space Law*, 41, pp. 16. 10.18356/8e5813f6-en.

Fogg, M., 2011. Terraforming mars: *A Review of Concepts*, pp. 2217–2225. https://doi.org/10.1007/978-90-481-9920-4_124.

Froehlich, A., 2018. Analysis of the Current International and National Governance Framework as Pertaining to Resource Extraction and Utilisation in Space, pp. 13–30. 10.1007/978-3-319-66969-4_3.

Froehlich, A., & Seffinga, V., 2018. Rationale for the Enactment of National Space Legislation, pp. 5–13. 10.1007/978-3-319-70431-9_2.

Galli, A., & Losch, A., 2019. Beyond planetary protection: What is planetary sustainability and what are its implications for space research? *Life Sciences in Space Research*, 23, pp. 3–9. https://doi.org/10.1016/J.LSSR.2019.02.005.

Greenstone, A., 2018. Ethics and public integrity in space exploration. *Acta Astronautica*, 143, pp. 322–326. https://doi.org/10.1016/J.

ACTAASTRO.2017.10.031.

Han, Z., & Weng, W., 2011. Comparison study on qualitative and quantitative risk assessment methods for urban natural gas pipeline network. *Journal of Hazardous Materials*, 189 1–2, pp. 509–18. https://doi.org/10.1016/j.jhazmat.2011.02.067.

Handayani, I., Juliana, A., & Gumelar, G., 2023. Artemis base camp and exploitation of outer space: Problems and the needs of legal framework. *Padjadjaran Journal of International Law*. https://doi.org/10.23920/pjil.v7i1.1335.

Haqq-Misra, J., 2012. An ecological compass for planetary engineering. Astrobiology, 12(10), pp.985–997. https://doi.org/10.1089/ast.2011.0796.

Hinkelbein, J., Russomano, T., Hinkelbein, F., & Komorowski, M., 2018. Cardiac arrest during space missions: Specificities and challenges. *Trends in Anaesthesia and Critical Care*, 19, pp. 6–12. https://doi.org/10.1016/J.TACC.2018.02.001.

Hurwitz, B., 1988. Israel and the Law of outer space. *Israel Law Review*, 22, pp. 457–466. https://doi.org/10.1017/S0021223700009432.

Jederberg, W., Still, K., & Briggs, G., 2002. The utilization of risk assessments in tactical command decisions. *The Science of the Total Environment*, 288 1–2, pp. 119–29. https://doi.org/10.1016/S0048-9697(01)01118-4.

Katuntsev, V., Osipov, Y., Barer, A., Gnoevaya, N., & Tarasenkov, G., 2004. The main results of EVA medical support on the Mir Space Station. *Acta Astronautica*, 54 8, pp. 577–583. https://doi.org/10.1016/S0094-5765(03)00231-5.

Komorowski, M., Watkins, S., Lebuffe, G., & Clark, J., 2013. Potential anesthesia protocols for space exploration missions. *Aviation, Space, and Environmental Medicine*, 84 3, pp. 226–33. https://doi.org/10.3357/ASEM.3427.2013.

Kumar, V., Subramanian, S., & Raju, K., 2020. Viewpoint research "Envoys of Mankind" in the era of commercial human spaceflight. *Astropolitics*, 18, pp. 144–157. https://doi.org/10.1080/14777622.2020.1787015.

Langston, S., 2016. Space travel: Risk, ethics, and governance in commercial human *Spaceflight*. https://doi.org/10.1089/SPACE.2015.0015.

Larsen, P., 2019. Commercial operator liability in the new space era. *AJIL Unbound*, 113, pp. 109–113. https://doi.org/10.1017/aju.2019.18.

Lee, Y., 2006. Registration of space objects: ESA member states' practice. *Space Policy*, 22, pp. 42–51. https://doi.org/10.1016/J.SPACEPOL.2005.11.007.

Lin, K., Wang, M., Hong, Y., Yang, Y., & Zhou, J., 2017. Discrete event simulation of long-duration space station operations for rapid evaluation. *Aerospace Science and Technology*, 68, pp. 454–464. https://doi.org/10.1016/J.AST.2017.05.037.

Lutomski, M., 2013. The Use of Quantitative Risk Assessment in the Operations Phase of Space Missions, pp. 805–828. 10.1016/B978-0-08-096921-3.00012-X.

Lyall, F., 2010. Who is an astronaut? The inadequacy of current International Law. *Acta Astronautica*, 66, pp. 1613–1617. https://doi.org/10.1016/J.ACTAASTRO.2009.11.017.

Marhavilas, P., Koulouriotis, D., & Gemeni, V., 2011. Risk analysis and assessment methodologies in the work sites: On a review, classification and comparative study of the scientific literature of the period 2000–2009. *Journal of Loss Prevention in the Process Industries*, 24, pp. 477–523. https://doi.org/10.1016/J.JLP.2011.03.004.

Markov, A., Konoshenko, V., Churilo, I., Churilo, O., Sokolov, V., Gorbenko, A., Buslov, E., Feldstein, V., & Skalkin, A., 2020. Experimental development onboard the ISS Russian segment of the prototype system for quick localization of a puncture in the space station pressure shell, pp. 91–103. https://doi.org/10.33950/spacetech-2308-7625-2020-4-91-103.

Mathias, D., Mattenberger, C., & Go, S., 2016. Engineering risk assessment of a dynamic space propulsion system benchmark problem. *Reliability Engineering & System Safety*, 145, pp. 316–328. https://doi.org/10.1016/j.ress.2015.07.003.

Matusiak, M., 2023. ARTEMIS ACCORDS – A NEW ERA OF SPACE LAW OR AN INITIATIVE OF THE WORLD'S SUPERPOWER?. Studia Iuridica, vol. 97, pp. 168–184. https://doi.org/10.31338/2544-3135.si.2023-97.11.

May, S., Carter, B., Gehly, S., Flegel, S., & Jah, M., 2020. Representing and querying space object registration data using graph databases. *Acta Astronautica*, 173, pp. 392–403. https://doi.org/10.1016/j.actaastro.2020.04.056.

Meshkat, L., 2009. Probabilistic risk assessment for decision making during spacecraft operations. 2009 Annual Reliability and Maintainability Symposium, pp. 140–145. 10.1109/RAMS.2009.4914665.

Morozova, E., & Laurenava, A., 2021. *International Liability for Commercial Space Activities and Related Issues of Debris*. https://doi.org/10.1093/acrefore/9780190647926.013.63.

Musgrave, G., Larsen, A., & Sgobba, T., 2009. *Safety Design for Space Systems*. https://doi.org/10.1016/b978-0-7506-8580-1.x0001-2.

Nowak, E., Reyes, D., Bryant, B., Cap, A., Kerstman, E., & Antonsen, E., 2019. Blood transfusion for deep space exploration. *Transfusion*, 59. https://doi.org/10.1111/trf.15493.

Ozdemir, K., 2013. Extreme catalogue for space: Building a registry for extreme environment architecture. *2013 6th International Conference on Recent Advances in Space Technologies (RAST)*, pp. 811–814. 10.1109/RAST.2013.6581323.

Pakhomova, A., Mukhamedieva, L., & Mikos, K., 2006. Air quality monitoring on the International Space Station. *Aviakosmicheskaia i ekologicheskaia meditsina = Aerospace and environmental medicine*, 40 2, pp. 46–9.

Pantalone, D., 2023. Surgery in the next space missions. *Life*, 13. https://doi.org/10.3390/life13071477.

Park, S., Lee, J., Kim, Y., & Hwang, C., 2012. *A Numerical Modeling of Smoke Behavior and Detection for Fire Developed in International Space Station*, 26, pp. 51–56. https://doi.org/10.7731/KIFSE.2012.26.6.051.

Paté-Cornell, M., & Dillon, R., 2001. Probabilistic risk analysis for the NASA space shuttle: A brief history and current work. *Reliability Engineering & System Safety*, 74, pp. 345–352. https://doi.org/10.1016/S0951-8320(01)00081-3.

Pelton, J., 2005. Improved space safety for astronauts. *Space Policy*, 21, pp. 221–225. https://doi.org/10.1016/J.SPACEPOL.2005.05.007.

Profitiliotis, G., & Loizidou, M., 2019. Planetary protection issues of private endeavours in research, exploration, and human access to space: An environmental economics approach to forward contamination. *Advances in Space Research* https://doi.org/10.1016/J.ASR.2018.10.019.

Rabelo, L., Sepúlveda, J., Compton, J., & Turner, R., 2006. Simulation of range safety for the NASA space shuttle. *Aircraft Engineering and Aerospace Technology*, 78, pp. 98–106. https://doi.org/10.1108/17488840610653405.

Rivaldi, R., 2022. The Artemis accords and property rights in outer space. *Journal of Law and Policy Transformation*. https://doi.org/10.37253/jlpt.v7i2.7236.

Rummel, J., Race, M., & Horneck, G., 2012. Ethical considerations for planetary protection in space exploration: A workshop. *Astrobiology*, 12 11, pp. 1017–23. https://doi.org/10.1089/ast.2012.0891.

Rummel, J., Stabekis, P., Devincenzi, D., & Barengoltz, J., 2002. COSPAR's planetary protection policy: A consolidated draft. *Advances in Space Research*, 30, pp. 1567–1571. https://doi.org/10.1016/S0273-1177(02)00479-9.

Sachdeva, G., 2021. Lex specialis for space crimes. *Astropolitics*, 19, pp. 223–229. https://doi.org/10.1080/14777622.2021.2023942.

Scarpa, J., & Wu, C., 2021. The role for regional anesthesia in medical emergencies during deep space flight. *Regional Anesthesia & Pain Medicine*, 46, pp. 919–922. https://doi.org/10.1136/rapm-2021-102710.

Schimmerling, W., 2010. Accepting space radiation risks. *Radiation and Environmental Biophysics*, 49, pp. 325–329. https://doi.org/10.1007/s00411-010-0286-0.

Schmidt-Tedd, B., 2017. Registration of Space Objects, pp. 95. 10.1093/acrefore/9780190647926.013.95.

Schwartz, J., 2013. On the moral permissibility of terraforming. *Ethics & the Environment*, 18, pp. 1–31. https://doi.org/10.2979/ETHICSENVIRO.18.2.1.

Sgobba, T., Allahdadi, F., & Rongier, I., 2013. *Safety Design for Space Operations*. https://doi.org/10.1016/c2010-0-65559-3.

Spirin, A., & Nikolaeva, O., 2020. *Methodological approaches to emergency recovery onboard the International Space Station*, pp. 48–59. https://doi.org/10.33950/spacetech-2308-7625-2020-1-48-59.

Sreejith, S., 2019. The fallen envoy: The rise and fall of astronaut in International Space Law. *Space Policy*. https://doi.org/10.1016/J.SPACEPOL.2018.10.004.

Stockman, B., Boyle, J., & Bacon, J., 2010. International Space Station Systems Engineering. Case Study. https://doi.org/10.21236/ada538763.

Stoner, I., 2021. The ethics of terraforming: A Critical survey of six arguments. *Terraforming Mars*. https://doi.org/10.1002/9781119761990.ch6.

Subandi, A., 2021. *Responsibility for Space Activities According to International Law*, 16, pp. 151–173. 10.36448/PRANATAHUKUM.V16I2.253.

Suter, G., Vermeire, T., Munns, W., & Sekizawa, J., 2005. An integrated framework for health and ecological risk assessment. *Toxicology and Applied Pharmacology*, 207 2 Suppl, pp. 611–6. https://doi.org/10.1016/J.TAAP.2005.01.051.

Todd, J., 2010. Implementing Probabilistic Risk Assessment with Fault Trees to support space exploration missions. 2010 IEEE Aerospace Conference, pp. 1–7. 10.1109/AERO.2010.5446863.

Todd, P., 2007. Planetary biology and Terraforming. *Gravitational and Space Research*, 19.

Tran, K., Pollock, N., Rhéaume, C., Razdan, P., Fortier, F., Dutil-Fafard, L., Morin, C., Monnot, D., Huot-Lavoie, M., Simard-Sauriol, P., Chandavong, S., Pabic, G., LeBlanc, J., Lafond, D., Marion, A., & Archambault, P., 2020. *Evidence Supporting the Management of Medical Conditions During Long-Duration Spaceflight: Protocol for a Scoping Review (Preprint)*. https://doi.org/10.2196/preprints.24323.

Uhlig, T., Roshani, F., Amodio, C., Rovera, A., Zekusic, N., Helmholz, H., & Fairchild, M., 2016. ISS emergency scenarios and a virtual training simulator for flight controllers. *Acta Astronautica*, 128, pp. 513–520. https://doi.org/10.1016/J.ACTAASTRO.2016.08.001.

United Nations. 1967. (610 (p.205) U.N.T.S) The Treaty on Principles Governing the Activities of States in the Exploration and Use of Outer Space, including the Moon and other Celestial Bodies. Available at: https://www.unoosa.org/oosa/en/ourwork/spacelaw/treaties/introouterspacetreaty.html.

Upadhyay, A., 2016. Development of space tourism and legal aspects. *Imperial Journal of Interdisciplinary Research*, 2.

Vitali, R., & Lutomski, M., 2004. Derivation of Failure Rates and Probability of Failures for the International Space Station Probabilistic Risk Assessment study, pp. 1194–1199. 10.1007/978-0-85729-410-4_193.

Wang, G., & Li, C., 2021. *Applicability of the Liability Convention for Private Spaceflight*, 2021. https://doi.org/10.34133/2021/9860584.

Wilde, R., Mcbarron, J., Manatt, S., Mcmann, H., & Fullerton, R., 2002. One hundred US EVAs: a perspective on spacewalks. *Acta Astronautica*, 51 1–9, pp. 579–90. https://doi.org/10.1016/S0094-5765(02)00096-6.

Williams, D., 2008. *International Space Station Environmental Control and Life Support Emergency Response Verification for Node 1*. 10.4271/2008-01-2136.

Williams, D., Leonard, D., Booth, V., & Russell, M., 2004. International Space Station (ISS) Airlock Crewlock Depressurization *Methods*, 113, pp. 1387–1398. https://doi.org/10.4271/2004-01-2594.

OceanofPDF.com

Chapter 19
Future Trends and Developments

The future of space habitation is on the brink of revolutionary transformations. As we advance, the design and development of space habitats and spacecrafts must evolve to meet the demands of extended human presence in space. Chapter 19 explores the forefront of these innovations, focusing on three key areas: Innovations in Space Habitat Design, Next-Generation Space Habitats, and Trends in Interplanetary Habitats. Each one of these sections delves into the cutting-edge technologies and methodologies that are set to redefine how we construct and inhabit space environments.

Recent research has introduced innovative materials and structural designs that promise to enhance the functionality and efficiency of space habitats. For instance, an innovative material, MAdFlex, has shown significant potential in providing both rigidity and flexibility for space structures, which can be crucial for deployable and foldable habitat designs (Frulla et al., 2022). Additionally, the concept of growable artificial gravity habitats is gaining traction, offering solutions to the fundamental problems of long-term space habitation such as providing gravity and radiation protection while allowing for scalable expansion (Chen et al., 2020).

As we envision the next generation of space habitats, the integration of advanced technologies like 3D-printing and self-assembling structures will play a pivotal role. These technologies not only promise to reduce the logistical challenges associated with transporting building materials to space but also enhance the structural integrity and resilience of the habitats. The NASA 3D-Printed Habitat Challenge has demonstrated the feasibility of using in situ resources and 3D printing for constructing robust space habitats (Lee & Sik, 2020). Furthermore, the development of self-assembling shell structures, such as those proposed in the UNIFY project, indicates a future where habitats can autonomously assemble in orbit, significantly reducing the complexity of space construction (Chaudhary, 2020).

Finally, the trends in interplanetary habitats are being shaped by the need for sustainable, resilient, and Earth-independent living environments. Researchers are exploring various strategies for designing habitats that can withstand the harsh conditions of space while providing a safe and comfortable environment for its inhabitants. This includes utilizing phase change materials (PCMs) for thermal control (Rismanchi et al., 2023) and incorporating mixed reality technologies to enhance the living experience within these confined spaces (Basu et al., 2021).

19.1 INNOVATIONS IN SPACE HABITAT DESIGN

Innovative design approaches are essential for creating sustainable, resilient, and efficient space habitats. This section, “Innovations in Space Habitat Design,” will explore the forefront of these design innovations, focusing specifically on Biomimicry in Space Architecture and the integration of Smart Habitats through artificial intelligence (AI) and the Internet of Things (IoT).

Biomimicry in Space Architecture leverages nature-inspired design principles to solve complex architectural challenges. This approach mimics the structures, functions, and processes found in biological systems to create buildings that are more sustainable, resilient, and adaptable. By studying natural models, architects can develop innovative materials and construction techniques that enhance the livability and functionality of space habitats. Biomimicry has been shown to improve energy efficiency, reduce resource consumption, and increase the overall resilience of built environments (Yetkin, 2020).

In parallel, the integration of Smart Habitats through AI and IoT is revolutionizing how space habitats are designed and managed. Smart Habitats utilize interconnected sensors, AI algorithms, and IoT devices to create adaptive, self-sustaining environments. These technologies enable real-time monitoring and control of habitat systems, enhancing efficiency, safety, and comfort for inhabitants. For example, AI can predict maintenance needs, optimize resource usage, and automate environmental controls, while IoT devices provide critical data on habitat conditions and

occupant health. This convergence of AI and IoT in space habitats not only improves operational efficiency but also supports the well-being of astronauts by creating more responsive and intelligent living spaces (Wu et al., 2022).

19.1.1 Biomimicry in Space Architecture

Biomimicry, the design discipline that emulates natural biological processes and systems, is gaining significant traction in the field of space architecture. By drawing inspiration from the intricate designs and efficient systems found in nature, architects and engineers are developing innovative solutions to the challenges of creating sustainable and resilient space habitats. This section explores the principles and applications of biomimicry in space architecture, focusing on how nature-inspired designs can enhance the functionality, sustainability, and livability of space habitats.

The first step in biomimicry is to observe and understand how nature solves problems. This involves studying biological processes, structures, and ecosystems to identify strategies that can be translated into architectural design. For instance, the intricate structure of a termite mound, which maintains a stable internal temperature despite external fluctuations, can inspire innovative climate control systems in buildings (Varshabi et al., 2022). Once these natural strategies are understood, the next step is to extract the underlying principles that make them effective. This involves identifying the key functional attributes and mechanisms that can be adapted to human needs. For example, the way the leaves of a plant optimize light capture and minimize water loss can inspire the design of solar panels and building skins that maximize energy efficiency and sustainability (Martino, 2023). The final step is to apply these principles to create innovative and sustainable architectural solutions. This can involve developing materials, structures, and systems that mimic natural processes. For example, the development of adaptive building envelopes that change their properties in response to environmental conditions is inspired by natural organisms that adapt to their surroundings for survival. These adaptive envelopes can significantly enhance energy efficiency and occupant comfort by optimizing heating, cooling, and lighting needs based on real-time environmental data (Faragllah, 2021).

Moreover, biomimicry in architecture is not just about mimicking forms but also about understanding and integrating the processes and functions found in nature. For instance, buildings can be designed to mimic the self-cleaning properties of lotus leaves, which repel water and dirt due to their micro- and nano-structured surfaces. This principle can be applied to create building surfaces that remain clean and reduce maintenance needs (Verbrugghe et al., 2023). In addition to practical applications, biomimicry also promotes a paradigm shift toward a more sustainable and holistic approach to architectural design. It encourages designers to think systemically, considering the building as part of a larger ecosystem and striving for harmony with the natural environment.

Biomimicry employs principles derived from natural systems, which have evolved over billions of years to be sustainable by optimizing resource use and maintaining ecological balance. For instance, mimicking the structure and function of biological systems can significantly enhance energy efficiency and reduce the environmental impact of buildings. Buildings designed with biomimetic principles can adapt to their surroundings, minimizing energy use and maximizing sustainability (Verbrugghe et al., 2023). One of the critical areas where biomimicry contributes to sustainability is through the development of adaptive building envelopes. These envelopes can change their properties in response to environmental conditions, similar to how natural organisms adapt to their environments. Such adaptability not only enhances the comfort and well-being of occupants but also reduces energy consumption by optimizing heating, cooling, and lighting needs (Faragllah, 2021).

Furthermore, biomimicry in architecture often incorporates materials that are inspired by natural processes. For example, materials that mimic the properties of plant leaves or animal skins can offer enhanced durability and self-repair capabilities, reducing the need for frequent maintenance and replacements. This not only conserves resources but also extends the life cycle of the building components, contributing to a more sustainable built environment (Ergün & Aykal, 2022). In urban planning, biomimicry helps create more livable and resilient cities by integrating natural elements and processes into the built environment. This approach can mitigate the effects of climate change by enhancing urban green spaces, improving air quality, and reducing urban heat islands. For instance, buildings that incorporate

green roofs and walls inspired by natural ecosystems can significantly lower temperatures and provide better insulation, leading to lower energy costs and improved urban microclimates (Helmy & Aboulnaga, 2020).

Adaptability is a core principle of biomimicry, allowing space habitats to respond dynamically to the unpredictable and harsh conditions of space. By emulating the adaptive strategies of natural organisms, space habitats can enhance their resilience, efficiency, and sustainability. One of the key applications of biomimicry in architecture is the development of adaptive building envelopes. These structures can adjust their properties in response to environmental changes, much like how organisms adapt to their surroundings. For instance, adaptive building envelopes can regulate thermal comfort by altering their insulation properties based on external temperatures. This concept is crucial for space habitats, where maintaining a stable internal environment is vital for the safety and comfort of inhabitants. Studies have shown that such biomimetic approaches can significantly improve energy efficiency and occupant comfort in buildings (Faragllah, 2021).

Nature's ability to adapt to changing conditions over millions of years provides a blueprint for designing resilient space habitats. By mimicking the flexibility and resilience of natural systems, space habitats can better withstand the stresses and strains of the space environment. For example, the structural designs inspired by the cellular makeup of plants or the exoskeletons of insects can offer robust yet lightweight solutions, which are essential for the extreme conditions of space. This adaptability ensures that the habitats remain functional and safe, even when faced with unexpected challenges (Yetkin, 2020).

Integrating smart technologies with biomimetic designs further enhances the adaptability of space habitats. By incorporating sensors and AI, habitats can monitor environmental conditions in real-time and adjust their systems accordingly. This integration allows for the dynamic management of resources such as water, air, and energy, optimizing their use based on current needs and conditions. Such real-time adaptability is crucial for long-term missions where resource efficiency and environmental control are paramount (Maksoud et al., 2022).

Numerous case studies illustrate the practical applications of biomimicry in creating adaptable and resilient structures. For instance, the Eden Project in the United Kingdom employs geodesic structures inspired by natural forms to create energy-efficient and climate-responsive environments. Similarly, NASA's investigations into self-healing materials and autonomous repair systems for spacecraft draw directly from the adaptive capabilities observed in nature. These examples underscore the potential of biomimicry to transform space habitat design, making it more sustainable and adaptable (Helmy & Aboulnaga, 2020).

19.1.2 Smart Habitats: Integrating AI and IoT

The integration of AI and the IoT is making space environments more efficient, adaptive, and responsive to the needs of their inhabitants. By combining the data-gathering capabilities of IoT devices with the analytical power of AI, smart habitats can optimize resource use, enhance safety, and improve the overall quality of life.

AI and IoT in smart habitats enable real-time monitoring and control of various systems. This combination facilitates the continuous collection, analysis, and response to data from numerous sensors embedded within the habitat, ensuring optimal environmental conditions and efficient resource management. One fundamental aspect of real-time monitoring is the ability to constantly gather data from various environmental sensors. These sensors measure parameters such as temperature, humidity, air quality, and energy consumption. The data collected is then transmitted to a centralized system where AI algorithms analyze it to identify patterns, predict future conditions, and make real-time adjustments to the habitat's systems. For instance, an IoT-based monitoring system can track the performance of heating, ventilation, and air conditioning (HVAC) systems and adjust their operation to maintain comfortable indoor conditions while minimizing energy use (Ninawe et al., 2020).

In smart manufacturing, real-time monitoring systems leverage AI to enhance efficiency and productivity. Machine learning algorithms, combined with IoT-enabled devices, monitor the assembly process, detect anomalies, and provide insights into the production line's performance. This integration helps to optimize energy use, reduce waste, and ensure smooth operations. The application of these technologies has shown significant

improvements, such as a 21.84% reduction in energy consumption during processes such as extravehicular activity (EVA) assembly (Manimuthu et al., 2021). Smart homes benefit immensely from AI and IoT integration by offering personalized and automated control over home appliances and security systems. Real-time monitoring allows for the management of various home functions through natural language processing (NLP) interfaces, enabling users to control devices via voice commands. This is particularly beneficial for elderly and disabled individuals, providing them with greater independence and ease of use. The data collected from these devices are stored in the cloud, where AI algorithms process it to optimize home automation and predict future needs (Gladence et al., 2020).

In the context of smart agriculture, real-time monitoring systems equipped with AI and IoT can significantly improve management. These systems collect data from various sensors that monitor soil moisture, temperature, and humidity. The data is analyzed to provide actionable insights, helping optimize irrigation, detect anomalies, and manage crop health. Such systems enhance productivity and sustainability by reducing water and pesticide use, thus lowering environmental impact (Junaid et al., 2021). Moreover, the use of AI and IoT in smart habitats extends to energy management, where AI algorithms predict energy demand and optimize usage. For instance, smart home energy management systems (EMS) use AI to predict future power consumption patterns and automatically adjust the operation of electrical devices to minimize energy costs. This not only saves money for users but also contributes to overall energy efficiency (Salama & Abdellatif, 2022).

One key aspect of energy management in smart habitats is using AI algorithms to predict and optimize energy consumption. AI-based EMS can analyze historical energy usage data and external factors such as weather conditions to forecast future energy needs. This allows the system to make proactive adjustments to energy usage, reducing wastage and ensuring that energy is used more efficiently. IoT devices play a crucial role in energy management by providing real-time data on energy consumption and environmental conditions. This data collected is transmitted to a centralized system where AI algorithms analyze it to identify patterns and optimize energy use. For example, IoT sensors can detect when rooms are

unoccupied and adjust lighting and HVAC systems accordingly, thus saving energy (Ismail et al., 2021).

Another innovative approach in smart habitats is the integration of renewable energy sources (RES) with AI and IoT systems. These integrated systems manage the generation, storage, and consumption of renewable energy, such as solar or wind power, to maximize efficiency and reduce reliance on nonrenewable energy sources. AI algorithms can optimize the use of stored energy from RES, ensuring that energy is available when needed and reducing the need for energy from the grid. This integration helps in achieving sustainability goals and reducing greenhouse gas emissions (Kumar et al., 2021). Furthermore, smart EMS can benefit from edge computing, which processes data closer to where it is generated rather than sending it to a centralized cloud server. This approach reduces latency and improves the speed and accuracy of energy management decisions. Edge computing enables real-time energy monitoring and quick responses to changes in energy demand, thereby enhancing the efficiency of the system (Huang et al., 2021). Additionally, the integration of blockchain technology with AI and IoT can enhances the security and transparency of energy transactions in smart habitats. Blockchain provides a decentralized and immutable ledger for recording energy transactions, ensuring data integrity and preventing fraud. This technology can be used to manage peer-to-peer energy trading among prosumers (producers and consumers), facilitating the efficient distribution and use of locally generated renewable energy (Kumar et al., 2020).

Another key application of AI and IoT in smart habitats is the development of advanced security systems. These systems use a combination of motion detection, facial recognition, and machine learning algorithms to identify and respond to potential threats. For example, a smart security system can use IoT devices like cameras and motion sensors to monitor the environment continuously. When an unusual activity is detected, the AI component analyzes the data to determine if there is a security breach. If a threat is identified, the system can alert the homeowner and take predefined actions such as locking doors or activating alarms (Majumder & Izaguirre, 2020). In smart buildings, AI and IoT are utilized to ensure human safety during emergencies. The SafeTech framework, for example, uses IoT sensors embedded in buildings to collect real-time data on the physical

environment. AI algorithms process this data to detect emergencies such as fires or structural failures. The system then interacts with the building's occupants, providing them with real-time information and guidance for safe evacuation. This proactive approach can significantly reduce injuries and fatalities during emergencies (Arshad & Tareen, 2021).

AI-based security systems are also effective in detecting and mitigating cyber threats in IoT networks. These systems use machine learning algorithms to identify patterns indicative of cyber-attacks, such as botnet activities or data breaches. For instance, AI can classify and detect IoT botnets using various machine learning models, providing a robust defense against distributed denial-of-service (DDoS) attacks and other malicious activities. This capability is crucial for maintaining the integrity and security of smart habitat networks, where numerous interconnected devices could be potential entry points for attackers (Puri et al., 2022). Moreover, smart surveillance systems leverage AI and IoT to enhance security in high-risk areas. These systems utilize advanced sensors and AI algorithms to monitor and analyze real-time video feeds. By identifying suspicious activities or objects, they can alert security personnel or automatically trigger responses such as locking down sections of the building or alerting emergency services. This real-time analysis and automated response capability ensure that threats are quickly identified and mitigated, providing a safer environment for residents (Afreen et al., 2023).

19.2 NEXT-GENERATION SPACE HABITATS

As missions delve deeper into habitation beyond Earth, the design and development of next-generation space habitats ensure sustainable and safe human presence in deep space. This section looks into two critical aspects of future space habitation: Concepts for Deep Space Habitats and Expandable and Adaptive Habitat Technologies.

Concepts for Deep Space Habitats focus on creating living environments that can support humans for extended periods beyond Earth's orbit. These habitats are designed to address the fundamental challenges of deep space exploration, such as providing artificial gravity, efficient radiation protection, and sustainable life support systems. Innovations in this field include modular and multifunctional structures that can be adapted for

various missions, from Lunar bases to Mars expeditions. For example, the development of the Foundation Surface Habitat (FSH) and the Transit Habitat (TH) are key initiatives under study to support long-duration missions and to ensure the health and productivity of the crew (Chen et al., 2021) (Figure 19.1).

Expandable and Adaptive Habitat Technologies are at the forefront of creating flexible and scalable living spaces in space. These technologies include deployable structures that can expand to accommodate growing crew sizes and mission needs. By utilizing smart materials and advanced engineering, these habitats can adapt to the harsh and variable conditions of space. The use of growable artificial gravity habitats and resilient extraterrestrial habitat designs are examples of how technology is evolving to meet the demands of space living. These innovations are crucial for establishing a sustainable human presence on the Moon, Mars, and beyond (Degtyarev et al., 2020).

NASA

Figure 19.1 Foundation Surface Habitat.

Source: NASA/Public domain

19.2.1 Concepts for Deep Space Habitats

Concepts for deep space habitats explore innovative solutions to create sustainable living environments that can support human life for extended periods. These designs emphasize resilience, adaptability, and the efficient use of resources, aiming to provide a safe and habitable space for future explorers as they venture further into the cosmos. Many concepts currently balance between realistic and innovative futuristic ideas (Figure 19.2).

The NASA Moon to Mars (M2M) TH concept is a critical component in NASA's plans for human exploration beyond low Earth orbit (LEO), including missions to the Moon and Mars. This habitat is designed to support crewed missions in deep space, providing a sustainable living environment for astronauts during long-duration missions. The M2M TH will be a hybrid structure, combining both metallic and inflatable components to optimize habitable volume and mass efficiency. The primary role of the TH is to serve as a habitat for astronauts during the transit to Mars and their return journey. This habitat must ensure the crew's health, safety, and productivity over missions lasting up to 1200 days. The TH will also be utilized in cis-lunar space to support NASA's Gateway outpost, enhancing its crewed duration capability and enabling lunar-Mars analog missions. These missions will simulate the operational scenarios planned for Mars, providing valuable data and experience in a relevant spaceflight environment (Choate et al., 2023) (Figure 19.3).

A significant aspect of the TH design involves its hybrid structure. The TH features a 3-meter diameter metallic cylinder and an 8-meter diameter inflatable section, resulting in a total pressurized volume of approximately 400 cubic meters. The metallic portion accommodates critical systems such as docking ports, EVA hatches, solar arrays, radiators, and propulsion components, while the inflatable section provides the primary habitable space. This design maximizes the efficiency of launch vehicle payloads and ensures ample living and working space for the crew. One of the key challenges in developing the TH is ensuring it can operate independently as a free-flying vehicle and integrate seamlessly with other elements of the M2M architecture. The habitat must support various mission phases,

including initial deployment and activation, crewed Mars transit, and refurbishment for subsequent missions. The TH will undergo extensive testing and outfitting while docked at Gateway, including the integration of logistics modules and testing of subsystems under operational conditions (Choate et al., 2023).

UNITED STATES

Figure 19.2 Transit Habitat concept.

Source: NASA/Public domain



Figure 19.3 Transhab Concept Being Inflated.

Source: NASA/Public domain

The habitat's internal layout is designed to optimize the use of space and ensure the crew's comfort and efficiency. The inflatable section includes multiple levels for different functions: the first level features the galley, medical and hygiene stations, waste management systems, and command and control stations; the second level contains crew quarters, life support systems, and maintenance workstations; and the third level is dedicated to exercise equipment, science workstations, and additional stowage. The TH's capability to support long-duration missions in deep space hinges on several advanced systems, including regenerative environmental control and life support systems (ECLSS), robust thermal and radiation protection, and reliable power generation and distribution systems. The habitat must also be designed to withstand the extended quiescent periods and the harsh conditions of deep space, with minimal reliance on resupply and no short-term abort options (Choate et al., 2023).

The European Space Agency (ESA) and Skidmore, Owings & Merrill LLP (SOM) have collaborated to develop the Moon Village, an ambitious concept for the first permanent human settlement on the lunar surface. This project aimed to conceptualize a sustainable and expandable base near the Moon's south pole, leveraging a holistic approach to design that integrates advanced technologies and in-situ resource utilization (ISRU). The Moon Village is designed to be located along the rim of Shackleton Crater, a region with near-continuous sunlight, which is crucial for solar power generation. The master plan for the Moon Village consists of four parallel bands: the Habitation Band, Infrastructure Band, Activities Band, and Pristine Lunar Park. Each band is meticulously planned to ensure safety, efficiency, and expandability, key criteria for a successful lunar settlement (Figure 19.4).

The design is centered around a hybrid habitat architecture that combines rigid structural elements with inflatable modules, designed for efficient transportation, deployment, and adaptability on the Moon's surface. The habitat's design prioritizes resilience and self-sufficiency, incorporating features such as regenerative life support systems for water and oxygen recycling, advanced shielding against radiation, and mechanisms to

withstand extreme lunar conditions, including thermal fluctuations, micrometeoroid impacts, and abrasive lunar dust.

The habitat is engineered to accommodate a crew of four for up to 500 days, providing functional and comfortable spaces for living, working, and conducting scientific operations. Key features include private sleeping quarters, communal dining areas, workstations, and EVA preparation zones, all optimized for reduced lunar gravity. Radiation protection is achieved through a combination of passive shielding using hydrogen-rich materials and regolith, as well as the creation of a designated “shelter zone” for solar particle events. The structure also integrates innovative deployable floors and modular systems that allow for scalability and future expansion (Inocente et al., 2020).

Figure 19.4 Moon Village Concept.

Source: ESA - P. Carril

One of the significant challenges in the Moon Village design is addressing the extreme environmental conditions on the lunar surface, such as reduced gravity, thermal differentials, high-energy solar exposure, cosmic radiation, and micrometeorite impacts. The habitats will incorporate advanced materials and technologies to mitigate these challenges. Inflatable structures, for example, offer a lightweight and compact solution that can be deployed and expanded on the lunar surface. These structures will be reinforced with rigid elements to withstand the dynamic loads of launch, transfer, and landing, ensuring durability and safety (Petrov et al. 2019).

The Mars X House, developed by SEArch+ (Space Exploration Architecture) LLC in collaboration with Apis Cor, is an advanced architectural concept designed for NASA's Phase III Centennial Challenge for a 3D-Printed Habitat. This innovative design aims to create a sustainable and durable living environment for future human missions to Mars using ISRU and 3D-printing technologies. The Mars X House prioritizes radiation protection, human factors, and the utilization of local materials to support long-duration missions and ensure crew safety and well-being. The habitat incorporates advanced radiation shielding techniques using a combination of thermoplastic, fibrous, and cementitious materials, allowing natural light to penetrate while protecting from harmful cosmic rays. This design surpasses current radiation standards, ensuring the crew's safety without the need to bury the structures underground.

Human-centered design is a crucial aspect of Mars X House, focusing on the physiological and psychological well-being of the astronauts. The habitat provides natural light and views of the Martian landscape, with interior partitions and load-bearing walls optimized for radiation protection in areas where astronauts spend the most time. The use of local Martian materials, such as regolith, is central to the Mars X House concept, reducing the need for transporting construction materials from Earth and making the habitat more sustainable and cost-effective. Research into cementitious 3D printing has advanced the development of ISRU-based concrete materials, crucial for constructing future Mars infrastructure and habitats. Mars X House features two design iterations, Mars X House V.1 and V.2, each

showcasing different approaches to autonomous construction and habitat sustainability. Mars X House V.1 utilizes bulk surface material regolith primarily as a compressive material for radiation shielding, with habitable areas consisting of redundant inflatables brought from Earth. Mars X House V.2 focuses on creating a pressure boundary with 3D-printed structures that can withstand Martian conditions, integrating ISRU basalt fiber reinforcement and high-density polyethylene (HDPE) for added strength and durability. This iteration also develops a multilevel habitat design, optimizing space and providing comprehensive protection from radiation.

The Mars X House project has won several awards in NASA's Phase III Centennial Challenge, including first place in Construction Levels 1 and 2, and top placements in Virtual Design levels. These achievements highlight the project's innovations in ISRU and 3D printing, demonstrating the viability of autonomously constructed habitats for future Mars missions. The Mars X House concept exemplifies the integration of advanced construction technologies and human-centered design to create sustainable and safe habitats on Mars, setting a precedent for future extraterrestrial architecture and long-term human presence on the Red Planet (Yashar et al., 2019).

19.2.2 Expandable and Adaptive Habitat Technologies

Habitat technologies are designed to provide flexible, scalable living spaces that can adjust to the dynamic conditions of space and the evolving needs of their inhabitants as well as aid the deployment and construction of habitats. For example, origami-inspired technology can benefit the design and deployment of space habitats by leveraging the principles of origami to create structures that are both compact and expandable. These designs are particularly valuable in space exploration, where constraints on mass and volume are critical.

One of the leading concepts in this field is using origami bellows, which are cylindrical structures that can expand and contract based on origami folding patterns. These bellows are being explored as novel geometries for orbital space habitats, allowing significant volume expansion once deployed in space while being compact during launch. The Kresling and Miura-ori patterns are notable examples used in these designs. The Kresling pattern, in particular, is preferred for its simpler geometry and practical deployment

performance, offering effective volume expansions of 2.5–3.6 times greater than conventional habitats launched in similarly sized payloads (Defillion & Schenk, 2023).

Origami-inspired designs also enable the creation of adaptive structures that can respond to environmental stimuli. For example, photothermal actuated origamis use materials like graphene oxide and cellulose to create bilayer structures that can deploy and actuate in response to near-infrared (NIR) light. These structures exhibit rapid, low-temperature-triggered actuation, enabling complex 3D shapes and movements that can adapt to various functions. This capability is particularly useful for creating dynamic, shape-shifting components within space habitats that can adapt to changing conditions or requirements (Gao et al., 2020). In addition to deployment and adaptability, origami-inspired technology also enhances the structural integrity and functionality of space habitats. For instance, compliant origami structures inspired by the wing veins of ladybird beetles enable energy storage and self-locking capabilities. These structures can deploy rapidly and sustain aerodynamic forces, making them ideal for use in space habitats that require robust and flexible components (Baek et al., 2020).

Self-assembling structures are another transformative advancement, providing an efficient and innovative approach to constructing and maintaining habitats in space. These structures are designed to autonomously assemble in orbit, reducing the need for extensive human intervention and complex mechanical assembly systems.

One significant development in this area is using cooperative modular components for automated assembly. Research has demonstrated the feasibility of using robotic systems to assemble large space structures from modular components autonomously. These systems employ visual measurement techniques and iterative learning control to precisely manipulate and assemble the modules, forming larger structures efficiently and reliably. This approach not only simplifies the construction process but also allows for the creation of scalable and adaptable habitats that can be reconfigured as mission requirements change (Lu et al., 2020).

Self-assembling structures also integrate advanced materials and design principles to enhance their functionality and resilience. For instance, the use of shape memory alloys (SMAs) in self-assembling components allows for

structures that can deploy and retract based on environmental stimuli. These materials provide the necessary flexibility and strength to create expandable habitats that can be compactly stored during transport and then expanded upon deployment. The integration of SMAs and other innovative materials supports the creation of habitats that are both durable and adaptable, capable of withstanding the harsh conditions of space (Caltagirone et al., 2021).

Moreover, these structures often employ bioinspired design principles to achieve greater efficiency and adaptability. For example, some self-assembling systems mimic biological cooperative and mutual assistance behaviors, enabling modules to work together seamlessly to form complex structures. This bioinspired approach enhances the flexibility and robustness of the habitat, allowing it to adapt to various challenges and conditions encountered in space (Zhao et al., 2023).

In addition, automated robotic assembly of space habitats is a key area of development. This involves the use of autonomous robots that can assemble and reconfigure space structures without direct human intervention. These robots are equipped with advanced planning systems that can generate assembly and reconfiguration plans based on high-level actions, ensuring that the assembly process is efficient and error-free. This capability is essential for constructing large and complex habitats that can support long-term missions (Rodríguez et al., 2021). One innovative approach involves the use of bioinspired and soft robots, which offer flexibility and adaptability in various extraterrestrial applications. These robots can navigate complex terrains, perform delicate tasks, and adapt to changing conditions. For instance, soft robots, inspired by biological organisms, are designed to be highly flexible and resilient, making them ideal for handling the delicate tasks involved in habitat construction and maintenance (Marvi, 2023).

Another application of space robotics is in autonomous plant-tending systems within habitats. These robotic systems, equipped with capabilities such as remote teleoperation, advanced vision systems for 3D reconstruction, and multi-tool changers, can tend to plants by performing tasks like pruning, monitoring plant health, and optimizing growth conditions, thereby supporting sustainable life support systems without requiring significant astronaut labor (Hament et al., 2021). In-Space

Assembly (ISA) technologies involve the use of robots to assemble large structures in space, enabling the construction of habitats that are too large to be launched in a single piece. Robots can autonomously assemble these structures in orbit, reducing the need for human intervention and allowing for more complex and scalable designs. ISA technologies are critical for building expandable habitats that can grow and adapt over time to meet the needs of their inhabitants (Xue et al., 2020).

Robotic manipulators and mobility systems are essential for the construction and maintenance of space habitats. These robots are equipped with advanced sensors, actuators, and control systems that allow them to perform precise and complex tasks. For example, robotic arms can handle various tools and materials, enabling the assembly, inspection, and repair of habitat components. Mobility systems, such as those based on wheeled or legged platforms, allow robots to traverse the habitat and its surrounding environment, performing necessary maintenance tasks and ensuring the habitat's structural integrity (Sreekanth et al., 2020). Soft robotic hands designed for vertical farming within space habitats are another innovative development. These robots use flexible pneumatic actuators to mimic human hand movements, providing a gentle and adaptive touch for handling plants. This technology ensures that plants are not damaged during the farming process, supporting the efficient and sustainable production of food in space environments (Suresh et al., 2020). In summary, space robotics is pivotal in developing expandable and adaptive habitat technologies. These robots enhance the efficiency, flexibility, and sustainability of space habitats, supporting long-term human presence in space by automating complex tasks, enabling scalable construction, and maintaining life support systems.

19.3 TRENDS IN INTERPLANETARY HABITATS

One of the significant trends in space exploration is the development of Near Rectilinear Halo Orbits (NRHO) for space habitats. These orbits, situated near the Moon, offer favorable stability properties that make them ideal for long-term human presence in cislunar space. Unlike conventional LEOs, NRHOs provide stable gravitational conditions that require minimal

energy for station-keeping, making them efficient for hosting crewed facilities. Additionally, their proximity to the Moon allows for direct access to its surface and serves as a strategic location for launching missions deeper into the solar system. NRHOs are particularly valuable as potential waypoints for interplanetary travel, offering a platform for refueling, resupplying, and staging missions to Mars and beyond. Ongoing studies aim to evaluate the feasibility of long-term human operations in these orbits and their compatibility with existing propulsion and navigation technologies (Boudad et al., 2020).

Another critical area of focus is integrating regenerative life support systems in space habitats. These systems aim to create closed-loop environments that minimize resource input while maximizing the recycling of essential elements like water, oxygen, and waste. For instance, advanced water purification technologies are being developed to handle the unique challenges posed by microgravity and limited resources in space, ensuring a reliable and sustainable water supply for long-duration missions. Similarly, oxygen recovery systems that extract oxygen from carbon dioxide are being refined to achieve higher efficiencies. Such advancements support the health and safety of astronauts and reduce the dependency on Earth-based resupplies (Pickett et al., 2020).

Furthermore, there is a growing emphasis on utilizing in-situ resources for habitat construction on extraterrestrial surfaces. ISRU focuses on using materials available on the Moon or Mars, such as regolith, to build habitat structures. The primary advantage of ISRU lies in its potential to significantly reduce the volume and cost of transporting materials from Earth, which is one of the largest barriers to establishing extraterrestrial colonies. Current research is exploring the mechanical properties of lunar and Martian regolith, including its suitability for 3D printing and sintering to create building components. Early results suggest that these materials can be processed into durable structures capable of withstanding harsh space environments (Naser & Chen, 2021).

Lastly, the evolution of habitat design is closely linked to advancements in understanding the interplanetary environment and its interactions with planetary surfaces. Designing habitats that can withstand the dynamic conditions of space requires a detailed analysis of phenomena like interplanetary coronal mass ejections and their effects on planetary

environments. These studies are critical for developing protective measures, such as radiation shielding and thermal management systems, which are essential for ensuring the safety and longevity of human habitats. For example, research on space weather patterns and their influence on atmospheric and surface conditions provides vital data for creating habitats capable of enduring the challenges of interplanetary space. Such insights are shaping the next generation of habitat designs, ensuring they are resilient, adaptable, and optimized for long-term human survival in space (Davies et al., 2022).

This section explores the trends in Mars habitat designs and the challenges associated with them, examining how they are shaping the future of interplanetary habitation. Through innovative architectural approaches and cutting-edge technologies, these trends are poised to revolutionize the way humans live and work in space. By addressing the technical, logistical, and environmental challenges, these advancements bring humanity closer to realizing sustainable interplanetary colonies and a permanent presence beyond Earth.

19.3.1 Mars Habitat Design and Challenges

Designing habitats for Mars presents unique challenges due to the planet's harsh environment and the need for sustainable living conditions for extended missions. Designing Mars habitats to ensure thermal stability and protection from the planet's extreme temperature variations is a critical challenge. Mars' surface temperature can range from −125°C to 20°C, creating a highly variable and hostile environment for human life. To address this, future habitats should incorporate thickened walls sealed with thermal insulating materials, such as those proposed in subsurface habitats. These habitats aim to stabilize internal temperatures during the night by isolating the interior from the external environment, thus providing a safe and sustainable living space for astronauts. Subsurface habitats offer the additional benefit of shielding inhabitants from galactic cosmic radiation and dust storms, making them a viable solution for long-term missions (Biswal et al., 2021).

Innovative materials such as aerogel are also being explored for their exceptional thermal insulation and UV protection properties. Aerogel, composed of 99% air, provides outstanding insulation and can protect

habitats from the extreme temperature fluctuations on Mars. By utilizing Martian soil to shield the aerogel layer from meteoroids, habitats can achieve enhanced durability and safety. This approach not only addresses thermal stability but also ensures protection from harmful UV rays, which can cause DNA damage and other health issues for astronauts (Veer & Mohite, 2023). Robotic excavation and construction techniques offer another promising solution for creating thermally stable habitats on Mars. By excavating subsurface habitats, robots can use in situ resources to construct concrete structures that provide natural thermal insulation and radiation protection. These habitats are designed to be several meters thick, utilizing stable underground temperatures to maintain a consistent internal environment. This method also leverages locally available materials, reducing the need for transporting construction materials from Earth and enhancing the sustainability of long-term missions (Bier et al., 2021). PCMs are another innovative approach being considered for thermal control in Mars habitats. PCMs can absorb and release heat as they change phases, helping to maintain a stable internal temperature within the habitat. These materials are particularly effective in environments with significant temperature fluctuations, as they can buffer the interior against extreme external conditions. The optimal design of habitats using PCMs involves balancing the heat absorbed and released during repeated solar illumination and eclipse cycles (Rismanchi et al., 2023).

Construction is another challenge on Mars especially in material transport which is why design solutions such as 3D-printing Martian Regolith can be extremely effective. 3D-printing technology addresses critical challenges related to resource utilization, structural integrity, and adaptability to harsh environmental conditions. One of the primary advantages of 3D printing is the ability to use in-situ materials, such as Martian regolith, to construct robust and durable habitat structures. This reduces the need for transporting large quantities of construction materials from Earth, thereby lowering mission costs and logistical complexities. 3D-printing techniques, such as additive manufacturing (AM), enable the creation of thick and strong structures that can withstand Mars' low atmospheric pressure, extreme temperature variations, and radiation exposure. These structures can be built with minimal material manipulation, making the construction process more efficient and sustainable (Hedayati & Stulova, 2023). The third phase of NASA's 3D-Printed Habitat Challenge highlighted the use of 3D printing to

construct space exploration habitats. This competition required participants to build a one-third-scale habitat using 3D-printing technology, focusing on the use of appropriate binders and construction methods for extruding and stacking materials like Martian regolith. The challenge emphasized the importance of developing reliable and efficient 3D-printing techniques to create habitable structures that can withstand the extreme conditions on Mars, including low temperatures and pressures (Lee & Sik, 2020).

Solar-powered AM is another innovative approach being explored for constructing Mars habitats. This method uses solar energy to power 3D-printing processes, such as selective laser sintering (SLS), which involves heating materials just below their liquefaction point and then solidifying them to form stable structures. By harnessing RES, this technique ensures that the construction process is energy-efficient and sustainable. Additionally, solar-powered 3D printing can operate autonomously, allowing habitats to be built in advance of human arrival, thus providing ready-made shelters that can protect astronauts from the harsh Martian environment (Anderson & Thangavelautham, 2021).

Solar power solutions for Mars habitat design face several unique challenges, primarily due to the planet's harsh environmental conditions and the need for sustainable and efficient energy generation. Solar power is one of the most promising RES for supporting long-term human missions on Mars. However, the effectiveness of solar power on Mars is impacted by factors such as reduced solar irradiance, frequent dust storms, and extreme temperature fluctuations. One innovative approach to solar power generation on Mars is the combined use of solar photovoltaic (PV) panels and wind energy systems. This method addresses the variability of solar energy due to dust storms and diurnal cycles by supplementing it with wind energy, which can provide continuous power. A microgrid solution has been proposed that combines a pumping kite power system with PV solar modules, buffered by a compressed gas storage system and lithium–sulfur batteries. This integrated system is designed to ensure a reliable power supply, even during periods of low solar irradiance caused by dust storms (Ouroumova et al., 2021).

The use of solar-driven integrated energy systems is another critical area of development. These systems combine energy harvesting with storage solutions to address the intermittent nature of solar power. For example,

advanced solar cells with high power conversion efficiency can be integrated with energy storage systems to ensure a stable and continuous power supply. This approach not only enhances the reliability of solar power but also supports various applications such as smart consumer electronics and hydrogen fuel production (Wu et al., 2020). Additionally, the design of solar power systems for Mars must consider the planet's unique environmental conditions. For instance, developing PV arrays for Mars involves assessing solar irradiance levels, mission lifetimes, and extreme temperatures. Research indicates that certain locations on Mars, particularly within the “solar-belt” between latitudes 20° south and 15° north, offer optimal conditions for solar power generation. These areas receive relatively high levels of solar radiation, making them suitable for deploying solar panels (Khatib et al., 2020).

REFERENCES

Afreen, H., Kashif, M., Shaheen, Q. et al. (2023). IoT-based smart surveillance system for high-security areas. *Applied Sciences* https://doi.org/10.3390/app13158936.

Anderson, S. and Thangavelautham, J. (2021). Solar-powered additive manufacturing in extraterrestrial. *Environments* https://doi.org/10.1061/9780784483374.068.

Arshad, R. and Tareen, H. (2021). Possible role of AI and IoT in smart buildings. In: *2021 IEEE 4th International Conference on Computing, Power and Communication Technologies (GUCON)*, 1–7. 10.1109/GUCON50781.2021.9573606.

Baek, S., Yim, S., Chae, S. et al. (2020). Ladybird beetle–inspired compliant origami. *Science Robotics* 5: https://doi.org/10.1126/scirobotics.aaz6262.

Basu, T., Bannova, O., and Camba, J. (2021). Mixed reality architecture in space habitats. *Acta Astronautica* 178: 548–555. https://doi.org/10.1016/J.ACTAASTRO.2020.09.036.

Bier, H., Vermeer, E., Hidding, A., and Jani, K. (2021). Design-to-robotic-production of underground habitats on Mars. *Journal of Architecture and Built Environment* 8: 31–38. https://doi.org/10.7480/SPOOL.2021.2.6075.

Biswal M. M. K., Gómez Fernández, D., Basanta Das, N., and Annavarapu, R. N., 2021. Conceptual Design of Mars Sub-surface Habitat for Sustaining Thermal Stability. In *52nd Lunar and Planetary Science Conference*, No. 2548, pp. 1280.

Boudad, K.K., Howell, K.C. and Davis, D.C., 2020. Dynamics of synodic resonant near rectilinear halo orbits in the bicircular four-body problem. *Advances in Space Research* 66(9): 2194–2214. https://doi.org/10.1016/j.asr.2020.07.044.

Caltagirone, P., Wheeler, R., Benafan, O. et al. (2021). Shape memory alloy-enabled expandable space habitat–Case studies for second CASMART student design challenge. *Shape Memory and Superelasticity* 7: 280–303. https://doi.org/10.1007/s40830-021-00329-y.

Chaudhary, H. (2020). Unify: Self-assembling shell structures for space exploration. *International Journal of Research in Science and Technology* https://doi.org/10.37648/ijrst.v10i01.005.

Chen, M., Goyal, R., Majji, M., and Skelton, R. (2020). Design and analysis of a growable artificial gravity space habitat. *Aerospace Science and Technology* 106: 106147. https://doi.org/10.1016/j.ast.2020.10.147.

Chen, M., Goyal, R., Majji, M., and Skelton, R. (2021). Review of space habitat designs for long term space explorations. *Progress in Aerospace Sciences* 122: 100692. https://doi.org/10.1016/J.PAEROSCI.2020.100692.

Choate, A., Harris, D., Nickens, T. et al. (2023). NASA's Moon to Mars (M2M) transit habitat refinement point of departure design. In: *In 2023 IEEE Aerospace Conference*, 1–18. IEEE https://doi.org/10.1109/AERO55745.2023.10.15552.

Davies, E.E., Winslow, R.M., Scolini, C., Forsyth, R.J., Möstl, C., Lugaz, N., and Galvin, A.B., 2022. Multi-spacecraft observations of the

evolution of interplanetary coronal mass ejections between 0.3 and 2.2 AU: Conjunctions with the Juno spacecraft. *The Astrophysical Journal*, 933(2): 127. https://doi.org/10.3847/1538-4357/ac731a.

Defillion, J. and Schenk, M. (2023). Origami-inspired deployable space habitats. *Journal of the British Interplanetary Society* https://doi.org/10.59332/jbis-076-01-0002.

Degtyarev, A.V., Lobanov, L.M., Kushnar'ov, A.P. et al. (2020). On possibilities for development of the common-sense concept of habitats beyond the Earth. *Acta Astronautica* 170: 487–498.

Ergün, R. and Aykal, F. (2022). The use of biomimicry in architecture for sustainable building design: A systematic review. *ALAM CIPTA International Journal of Sustainable Tropical Design & Practice* https://doi.org/10.47836/ac.15.2.paper03.

Ergün, R. and Aykal, F. (2022). The use of biomimicry in architecture for sustainable building design: A systematic review. *ALAM CIPTA International Journal of Sustainable Tropical Design & Practice* https://doi.org/10.47836/ac.15.2.paper03.

Faragllah, R. (2021). Biomimetic approaches for adaptive building envelopes: Applications and design considerations. *Civil Engineering and Architecture* https://doi.org/10.13189/cea.2021.090731.

Frulla, G., Cestino, E., Cumino, F. et al. (2022). An innovative material for space-oriented structures and habitat design. *Aircraft Engineering and Aerospace Technology* https://doi.org/10.1108/aeat-06-2022-0170.

Gao, D., Lin, M., Xiong, J. et al. (2020). Photothermal actuated origamis based on graphene oxide-cellulose programmable bilayers. *Nanoscale Horizons* https://doi.org/10.1039/c9nh00719a.

Gladence, L., Anu, V., Rathna, R., and Brumancia, E. (2020). Recommender system for home automation using IoT and artificial intelligence. *Journal of Ambient Intelligence and Humanized Computing* 1–9. https://doi.org/10.1007/s12652-020-01968-2.

Hament, B., Oh, P., Carr, D., Moore, C., Dev, S., Ferguson, I., Pena, P., & Ehrlich, J., 2021. Robotic System for Plant Tending in Remote Habitat. Volume 7A: Dynamics, Vibration, and Control. 10.1115/imece2021-69733.

Hedayati, R. and Stulova, V. (2023). 3D printing for space habitats: Requirements, challenges, and recent advances. *Aerospace* https://doi.org/10.3390/aerospace10070653.

Helmy, S. and Aboulnaga, M. (2020). Future cities: The role of biomimicry architecture in improving livability in megacities and mitigating climate change risks. *Sustainable Ecological Engineering Design* https://doi.org/10.1007/978-3-030-44381-8_3.

Huang, H., Ogbodo, M., Wang, Z. et al. (2021). Smart energy management system based on reconfigurable AI chip and electrical vehicles. In: *2021 IEEE International Conference on Big Data and Smart Computing (BigComp)*, 233–238. 10.1109/BigComp51126.2021.00051.

Inocente, D., Koop, C., Petrov, G., Messina, P., Duvaux-Bechon, I., Makaya, A., Binns, D., Brandão, D., and Biesbroek, R., 2020. Future Space Architecture: Cross-Functional Multidisciplinary Design and Engineering. *Proceedings of the AIAA Space Architecture Technical Committee Conference, AIAA 2020-4067*. American Institute of Aeronautics and Astronautics. https://doi.org/10.2514/6.2020-4067.

Ismail, M., Zaki, S., and Rashad, H. (2021). Intelligent energy management system for sustainable smart homes. *Journal of Intelligent Systems and Internet of Things* 10.54216/jisiot.030204.

Junaid, M., Shaikh, A., Hassan, M. et al. (2021). Smart agriculture cloud using AI based techniques. *Energies* https://doi.org/10.3390/en14165129.

Khatib, T., Abunajeeb, I., and Heneni, Z. (2020). Determination of Mars solar-belt By modeling of solar radiation using artificial neural networks. *Journal of Solar Energy Engineering* https://doi.org/10.1115/1.4044304.

Kumar, A., Alaraj, M., Rizwan, M., and Nangia, U. (2021). Novel AI based energy management system for smart grid with RES integration. *IEEE*

Access 9: 162530–162542. https://doi.org/10.1109/ACCESS.2021.3131502.

Kumar, N., Chand, A., Malvoni, M. et al. (2020). Distributed energy resources and the application of AI, IoT, and blockchain in smart grids. *Energies* https://doi.org/10.3390/en13215739.

Lee, J. and Sik, L. (2020). Using in situ resources and 3D printing for space exploration habitat. *Construction* 40: 337–343. doi: 10.12652/KSCE.2020.40.3.0337.

Lu, Y., Huang, Z., Zhang, W. et al. (2020). Experimental investigation on automated assembly of space structure from cooperative modular components. *Acta Astronautica* 171: 378–387. https://doi.org/10.1016/j.actaastro.2020.03.033.

Majumder, A., and Izaguirre, J. (2020). A Smart IoT Security System for Smart-Home Using Motion Detection and Facial Recognition. *2020 IEEE 44th Annual Computers, Software, and Applications Conference (COMPSAC)*, pp. 1065–1071. 10.1109/COMPSAC48688.2020.0-132.

Maksoud, A., Al-Beer, H., Mushtaha, E., and Yahia, M. (2022). Self-learning buildings: Integrating artificial intelligence to create a building that can adapt to future challenges. *IOP Conference Series: Earth and Environmental Science* 1019: https://doi.org/10.1088/1755-1315/1019/1/012047.

Manimuthu, A., Venkatesh, V., Sreedharan, V., and Mani, V. (2021). Modelling and analysis of artificial intelligence for commercial vehicle assembly process in VUCA world: A case study. *International Journal of Production Research* 60: 4529–4547. https://doi.org/10.1080/00207543.2021.1910361.

Martino, B. (2023). Biomimicry in building architecture. *University of Colorado Honors Journal* https://doi.org/10.33011/cuhj20231867.

Marvi, H. (2023). Opportunities and challenges in space robotics. *Advanced Intelligent Systems* 5: https://doi.org/10.1002/aisy.202200277.

Naser, M.Z. and Chen, Q., 2021. Extraterrestrial construction in lunar and Martian environments. In: *Proceedings of the 17th Biennial International Conference on Engineering, Science, Construction, and Operations in Challenging Environments*, 19–23 April 2021. Reston, VA: American Society of Civil Engineers. https://doi.org/10.1061/9780784483374.111.

Ninawe, M., Patil, S., Ojha, A . et al. (2020). Real time data monitoring & controlling by using IoT. *Journal of Emerging Technologies and Innovative Research*.

Ouroumova, L., Witte, D., Klootwijk, B. et al. (2021). Combined airborne wind and photovoltaic energy system for Martian habitats. *Journal of Architecture and Built Environment* 8: 71–85. https://doi.org/10.7480/SPOOL.2021.2.6058.

Petrov, G., Inocente, D., Haney, M., Katz, N., Koop, C., Makaya, A., Arnhof, M., Lakk, H., Cowley, A., Haignere, C., and Messina, P., 2019. Moon village reference masterplan and habitat design. 49th International Conference on Environmental Systems. https://hdl.handle.net/2346/84487.

Pickett, M.T., 2020. Regenerative water purification for space applications: Needs, challenges, and technologies towards closing the loop. *Life Sciences in Space Research* 24: 64–82. https://doi.org/10.1016/j.lssr.2019.10.002.

Puri, V., Kataria, A., Solanki, V., and Rani, S. (2022). AI-based botnet attack classification and detection in IoT devices. In: *2022 IEEE International Conference on Machine Learning and Applied Network Technologies (ICMLANT)*, 1–5.10.1109/ICMLANT56191.2022.9996464.

Rismanchi, B., Mousavi, S., Kachalov, A. et al. (2023). Preliminary design of a space habitat thermally controlled using phase change materials. *Thermo* https://doi.org/10.3390/thermo3020014.

Rodríguez, I., Bauer, A., Nottensteiner, K., Leidner, D., Grunwald, G., and Roa, M. (2021). Autonomous Robot Planning System for In-Space Assembly of Reconfigurable Structures. 2021 IEEE Aerospace Conference (50100), pp. 1–17. 10.1109/AERO50100.2021.9438257.

Salama, A., & Abdellatif, M., 2022. AIoT-based Smart Home Energy Management System. 2022 IEEE Global Conference on Artificial Intelligence and Internet of Things (GCAIoT), pp. 177–181. 10.1109/GCAIoT57150.2022.10019091.

Sreekanth, N., Dinesan, A., Nair, A., Udupa, G., & Tirumaladass, V., 2020. *Design of robotic manipulator for space applications*. Materials Today: Proceedings. https://doi.org/10.1016/j.matpr.2020.10.382.

Suresh, A., Udupa, G., and Gaba, D. (2020). *Design and development of soft robotic hand for vertical farming in spacecraft.* 9: 1–12. 10.11591/ijra.v9i1.pp6-16.

Varshabi, N., Selçuk, S., and Avinç, G. (2022). Biomimicr y for energy-efficient building design: A bibliometric analysis. *Biomimetics* 7: https://doi.org/10.3390/biomimetics7010021.

Veer, K. and Mohite, A. (2023). A thermal insulation and UV-resistant system based on aerogel for settlements on the Moon and Mars. *International Journal for Research in Applied Science and Engineering Technology* https://doi.org/10.22214/ijraset.2023.55064.

Verbrugghe, N., Rubinacci, E., and Khan, A. (2023). Biomimicry in architecture: A review of definitions, case studies, and design methods. *Biomimetics* 8: https://doi.org/10.3390/biomimetics8010107.

Wu, S., Shirkey, G., Celik, I. et al. (2022). A review on the adoption of AI, BC, and IoT in sustainability research. *Sustainability* https://doi.org/10.3390/su14137851.

Wu, Y., Wu, Y., Li, C. et al. (2020). Solar-driven integrated energy systems: State of the art and challenges. *Journal of Power Sources* 478: 228762. https://doi.org/10.1016/j.jpowsour.2020.228762.

Xue, Z., Liu, J., Wu, C., and Tong, Y. (2020). Review of in-space assembly technologies. *Chinese Journal of Aeronautics* https://doi.org/10.1016/j.cja.2020.09.043.

Yashar, M., Ciardullo, C., Morris, M. et al. (2019). Mars x-house: Design principles for an autonomously 3D printed ISRU surface habitat. In: *In*

49th International Conference on Environmental Systems, 1–20. Boston, MA: ICES Steering Committee.

Yetkin, E. (2020). Effects of biomimicry on architecture. *European Journal of Natural Sciences and Medicine* 4: 100–113. 10.26417/219dlh28l.

Zhao, N., Gao, L., Yang, Z. et al. (2023). Meta-module mutual assistance: a bioinspired design for self-assembly of modular space robot. *Advanced Intelligent Systems* 5: https://0doi.org/10.1002/aisy.202200450.

OceanofPDF.com

Chapter 20
Conclusion

For Space Architecture, it should be evident now that the journey from conceptualization to realization of space habitats is a multifaceted endeavor. The intricacies of designing, building, and maintaining livable spaces in the harsh environment of space are underscored by the continuous advancement in technology and the relentless pursuit of innovation. The progression of space architecture mirrors the evolution of human ambition and ingenuity, as we aim to extend our presence beyond Earth, embracing the final frontier not only as a domain of exploration but as a potential realm of habitation.

The foundation of space architecture is built upon the understanding of environmental constraints unique to space. These include microgravity, extreme temperatures, vacuum conditions, ionizing radiation, and the threat posed by micrometeoroids and space debris. Each of these elements necessitates a tailored approach to habitat design, ensuring that the structures can withstand these challenges while providing a safe and functional environment for astronauts. The human element remains at the core of these designs, highlighting the need for sustainable living conditions that support both physical and psychological well-being.

Designing space habitats involves a meticulous process of planning, prototyping, and testing. The initial phases focus on conception and detailed planning, where systems engineering and material selection play critical roles. This is followed by prototyping and rigorous testing, including human-in-the-loop testing, to ensure that the habitats meet the stringent safety and functionality requirements. The final stages encompass manufacturing, assembly, and deployment, often involving advanced techniques such as in situ resource utilization (ISRU) and robotic assembly to facilitate construction in remote and challenging environments.

The choice of destinations, whether it be low Earth orbit, lunar surfaces, or Mars, dictates the specific requirements and design considerations of the habitats. Each environment presents its unique set of challenges and opportunities. For instance, lunar habitats must address issues such as lunar

dust mitigation and radiation exposure, while Mars habitats need to consider the planet's atmospheric conditions and terrain. The potential for ISRU on the Moon and Mars adds another layer of complexity and opportunity, allowing for more sustainable and cost-effective mission designs.

Transportation systems play a crucial role in the deployment and operation of space habitats. Launch systems, landers, and surface mobility solutions are integral to the success of space missions. These systems must be designed for reliability and efficiency, ensuring that they can transport both crew and cargo safely to their destinations and support ongoing operations. The development of innovative transportation technologies, including reusable launch systems and advanced propulsion methods, continues to push the boundaries of what is possible in space exploration.

Infrastructure development is another critical aspect, encompassing everything from launch facilities and mission control centers to power generation and communication networks. These elements form the backbone of space missions, providing the necessary support for sustained operations. Advanced technologies in power generation, such as solar and nuclear power, and efficient communication systems ensure that space habitats remain functional and connected. The integration of habitability considerations, including thermal management and environmental control systems, further enhances the living conditions for astronauts.

Regulatory compliance and ethical standards are essential to the responsible advancement of space architecture. International space law, including treaties and agreements, governs the activities of states and organizations in space. Ethical considerations, such as planetary protection and the potential impacts of terraforming, underscore the need for careful and responsible exploration. Safety protocols and risk management strategies are paramount, ensuring that missions are conducted with the highest standards of safety and preparedness.

Looking to the future, the trends and developments in space habitat design are promising and exciting. Innovations such as biomimicry, smart habitats integrating AI and the Internet of Things (IoT), and next-generation materials and technologies are set to revolutionize space architecture. Concepts for deep space habitats and expandable, adaptive structures point

toward a future where humanity can live and work in space more sustainably and efficiently. The challenges of interplanetary habitats, particularly on Mars, continue to drive research and development, pushing the frontiers of what is achievable.

The field of space architecture stands at the intersection of technology, human ambition, and the relentless pursuit of knowledge. As we continue to explore and inhabit new frontiers, the principles and innovations outlined in this book will serve as a guiding framework for the next generation of space architects. The vision of living beyond Earth is no longer a distant dream but an evolving reality, driven by our collective efforts to push the boundaries of human capability and ensure a sustainable future in the cosmos. The journey ahead is filled with challenges and opportunities, and it is through the lens of space architecture we can envision and build the infrastructure that will one day support human life in other worlds.

OceanofPDF.com

Glossary

Actuated joints
Moving parts powered by motors or hydraulic systems to adjust or control the structure dynamically.

Additive manufacturing
The process of creating objects layer-by-layer using 3D-printing technologies and space-compatible materials.

Aerogels
Ultralight insulation materials with exceptional thermal resistance, used in space habitats.

Air purification systems
Technologies for removing contaminants and maintaining breathable air within a closed habitat.

Air revitalization
Systems that remove carbon dioxide and replenish oxygen to ensure a livable atmosphere.

Autonomous Rovers
Vehicles designed to navigate and conduct tasks without human intervention on planetary surfaces.

Autonomy
The capacity of systems to operate independently, often crucial for long-duration missions.

Biofeedback systems
Devices that monitor and adjust environmental factors like temperature and light based on crew stress levels.

Bioregenerative systems
Systems integrating biological processes, like plant cultivation, to produce oxygen and process waste sustainably.

Chassis design
The foundational framework of vehicles, optimized for stability and load-bearing capabilities.

Circadian lighting
Lighting systems that mimic natural day–night cycles to regulate astronauts' sleep patterns.

Closed-loop agriculture
Farming systems that recycle resources such as water and nutrients, minimizing waste.

Closed-loop ecosystems
Environments that recycle all inputs and outputs to support sustainability in habitats.

Closed-loop systems
Technologies that reuse resources like water, air, and waste to reduce reliance on external supplies.

Cognitive load management
Designing interfaces and workflows to minimize mental fatigue in space environments.

CO_2 scrubbers
Devices for removing carbon dioxide from the air to maintain safe breathing levels.

Composites
Advanced materials combining different substances to achieve superior strength and lightness.

Composting units
Systems for processing organic waste into fertilizer for agricultural use in habitats.

Conceptualization
The process of creating and refining design ideas based on mission requirements and environmental conditions.

Contingency systems
Backup systems that ensure critical life-support functions remain operational in emergencies.

Crew interaction spaces
Areas within habitats designed to foster social interaction and collaboration among astronauts.

Crew transport modules

Vehicles designed to safely carry astronauts between habitats or planetary locations.

Cryogenic systems
Technologies for storing and utilizing materials at extremely low temperatures.

Deployable structures
Components that can unfold or expand upon deployment to provide functional space.

Docking mechanisms
Systems for securely attaching spacecraft or vehicles to habitats or stations.

Docking systems
Interfaces that enable safe and efficient connection between different modules or vehicles.

Dose assessment
Tools and methods for measuring and tracking radiation exposure over time.

EVA vehicles
Pressurized and unpressurized vehicles for extravehicular activities on planetary surfaces.

Energy conservation practices
Strategies to optimize energy use and reduce waste in space systems.

Energy distribution networks
Infrastructure for delivering power to various systems in a habitat or station.

Energy efficiency
Optimizing power consumption to maximize resource use in a closed environment.

Energy independence
Generating and storing energy on-site to minimize reliance on Earth-based resources.

Environmental monitoring sensors
Devices that track and report on key environmental factors like air quality, temperature, and radiation.

Ergonomic workstations
Adjustable workspaces designed to ensure comfort and productivity in microgravity.

Exercise modules
Dedicated areas and equipment for maintaining astronauts' physical health in space.

Expandable modules
Habitat components that increase interior volume after deployment.

Galactocentric cosmic rays (GCRs)
High-energy particles originating outside the solar system, posing radiation risks.

Graphene composites
Advanced materials with exceptional strength and conductivity for space applications.

Gravity-assist maneuvers
Using a planet's gravity to accelerate or redirect spacecraft for increased efficiency.

Greenhouse modules
Enclosed spaces designed for growing plants in controlled environmental conditions.

Habitability factors
Design features that support physical and psychological well-being, such as privacy and lighting.

Habitat design
Architectural and engineering strategies for creating livable environments in space.

Heat pumps
Devices that transfer heat to regulate temperatures in space habitats.

Holographic displays
Advanced visualization systems providing immersive interfaces for operational controls.

Humidity control
Systems that regulate moisture levels to prevent condensation and equipment damage.

Hydrogen storage
Storing hydrogen as fuel or for other applications in space systems.

Hydrogen-rich polymers
Lightweight materials effective for radiation shielding due to their hydrogen content.

In situ resource utilization (ISRU)
Technologies for extracting and using local resources, such as regolith or water, to build or sustain habitats.

Inflatable structures
Expandable, lightweight designs that maximize volume while minimizing launch weight.

Interactive training modules
Simulated systems that allow astronauts to practice tasks and emergency protocols.

Ion propulsion
Efficient propulsion systems that use electrically charged particles to generate thrust.

ISRU systems
Systems designed for extracting and processing resources directly from planetary environments.

Layered protection
Combining multiple shielding types for enhanced safety against radiation.

Lightweight frameworks
Structural designs that reduce mass while maintaining strength and integrity.

Load distribution
The even distribution of mechanical forces across a structure to ensure stability.

Load-bearing beams
Critical structural components that support the weight of habitats or other modules.

Lattice frameworks

Interconnected geometrical structures designed to distribute loads efficiently and provide rigidity.

Life support systems
Systems that provide vital resources such as air, water, and temperature control to sustain life in space.

Lunar terrain vehicles (LTVs)
Specialized vehicles designed for transportation and exploration on the Moon's surface.

Mental health support modules
Spaces or systems specifically designed to address psychological challenges during long missions.

Microbial management
Techniques and systems used to control bacterial and fungal growth in closed environments.

Microgravity adaptation
Adjustments in system design to ensure functionality in low-gravity environments.

Microgravity alloys
Metals forged in microgravity, resulting in superior uniformity and strength compared to Earth-based alloys.

Modularity
A design principle allowing habitats or systems to be constructed in interchangeable and reconfigurable parts.

Modular frames
Preassembled structural components that can be easily transported and assembled on-site.

Molten salt batteries
High-capacity energy storage systems that operate effectively in extreme temperature conditions.

Multigravity docking
Docking systems designed to function under various gravity conditions, from microgravity to planetary surfaces.

Nutrient loop systems

Closed systems that recycle nutrients from waste to support plant growth and other life-support needs.

Nutrient recycling
Processes to recover nutrients from waste for reuse in agriculture or life support.

Nuclear power systems
Compact nuclear reactors providing consistent power regardless of environmental conditions.

Passive cooling systems
Non-powered methods, such as heat dissipation and insulation, for managing temperatures.

Passive thermal control
Techniques like insulation that maintain stable temperatures without active energy input.

Personal privacy modules
Dedicated areas within habitats to provide astronauts with private space for rest or work.

Personalized habitat interfaces
User-adjustable systems for controlling lighting, temperature, and other environmental settings.

Phase-change materials
Substances that absorb or release heat as they change state, helping to stabilize temperatures.

Plasma thrusters
Propulsion systems that generate thrust by heating plasma to extreme temperatures.

Pressure vessels
Structures designed to safely contain pressurized environments for human habitation.

Psychosocial dynamics
The study of social and psychological interactions and their impact on crew performance.

Radiation dose limits

Established thresholds for radiation exposure to ensure the safety of astronauts.

Radiation modeling
The use of computational simulations to predict and optimize radiation protection in habitats.

Radiation shielding
Materials or design strategies used to protect astronauts from harmful radiation.

Radiative cooling
The process of dissipating excess heat into space to maintain internal habitat temperatures.

Recreation modules
Designated areas within habitats for exercise, entertainment, and relaxation.

Regenerative fuel cells
Systems that recycle resources like hydrogen and oxygen to generate energy sustainably.

Regolith-based bricks
Building materials created from local planetary soil for constructing habitats and infrastructure.

Regolith processing
The extraction and use of planetary soil to produce building materials, water, or oxygen.

Renewable energy integration
Combining multiple renewable energy sources, such as solar and wind, for sustainable power generation.

Reusable launch vehicles
Rockets or spacecraft designed for multiple uses to reduce mission costs.

Safety protocols
Emergency procedures and systems designed to minimize risks in hazardous environments.

Self-assembling components

Automated systems that enable structural elements to connect and assemble without human intervention.

Self-healing materials
Advanced materials capable of repairing minor damage autonomously to maintain functionality.

Shape memory alloys
Metallic materials that return to their original shape after deformation when exposed to heat.

Shielding mechanisms
Designs and materials used to protect against environmental hazards like radiation and micrometeoroids.

Sleep pods
Enclosed sleeping areas designed for privacy and optimized for circadian rhythm regulation.

Soft goods
Flexible, fabric-based materials used in the construction of inflatable and modular habitats.

Solar arrays
Large panels designed to capture sunlight and convert it into electricity for habitat systems.

Solar energy harvesting
The collection and conversion of sunlight into usable energy through solar panels or similar technologies.

Solar particle events (SPEs)
High-energy radiation bursts from the Sun, which pose risks to astronauts and systems.

Solar sails
Thin, reflective materials that use sunlight’s pressure to propel spacecraft.

Space habitat design
The architectural and engineering strategies used to create habitable environments in extraterrestrial settings.

Structural insulation

Materials designed to provide thermal and sound insulation for structural elements in habitats.

Structural penetrations
Openings in structures for windows, doors, or utility access, requiring specialized designs for strength and sealing.

Structural integrity
The capacity of a structure to withstand mechanical stresses and remain intact.

Suspension systems
Mechanisms designed to absorb shocks and ensure stability for vehicles or structures on uneven terrain.

Sustainable architecture principles
Design approaches focusing on resource efficiency and environmental impact reduction.

Systems integration approach
A method of combining multiple subsystems into a cohesive and functional whole.

Tensegrity structures
Structural systems combining tension and compression elements for efficient load distribution.

Tensile fabric
Durable textiles used in architectural applications for their flexibility and strength.

Thermal batteries
Devices that store thermal energy for later use, providing heating or cooling when required.

Thermal blankets
Insulation layers that reduce heat transfer, commonly used in spacecraft and habitats.

Thermal conductivity
The property of materials to transfer heat, crucial for managing temperature in space environments.

Thermal energy management

The process of controlling and utilizing heat within a habitat to maintain optimal conditions.

Thermal insulation panels
Specialized materials used to prevent heat transfer and maintain stable internal temperatures.

Thermal regulation
Systems and strategies designed to control the internal temperature of space habitats.

Vibration damping systems
Mechanisms that reduce the impact of mechanical vibrations on structures and equipment.

Virtual windows
Simulated views of Earth, space, or nature to improve the mental well-being of astronauts.

Waste heat recovery
The process of capturing and reusing excess heat from systems for other applications.

Waste management
Systems for processing and recycling biological and solid waste in space environments.

Waste-to-energy conversion
Technologies for converting waste materials into usable energy.

Water electrolysis
The process of splitting water molecules into hydrogen and oxygen for life support or fuel.

Water recycling
The recovery and purification of water from waste sources to ensure sustainability.

Wireless power transfer
Technologies that allow energy to be transmitted between systems without physical connections.

OceanofPDF.com

Index

A

abrasive regolith, 90, 97, 164, 166, 180
acoustic management, 139, 205
acrylonitrile butadiene styrene (ABS), 395–396
activated carbon beds, 129
Active Common Berthing Mechanism (ACBM), 370
active cooling loops, 121
active dust removal, 434
active shielding, 171, 174, 176–177
active suspension systems, 316–317
active thermal control, 118–121
Active Thermal Control Subsystem (ATCS), 385
active thermal management systems, 32
actuation, 405, 488
adaptability, 41, 105, 479
adaptive control systems, 221–222
adaptive habitat technologies, 487–489, 500
adaptive structures, for microgravity, 195–196
Additive Construction with Mobile Emplacement (ACME) project, 396
additive manufacturing (AM), 44, 156–157, 251, 391
future of, 398–400
in situ resource utilization in, 80, 81, 396–398

in low gravity, 394–396
in scientific workstations, 111
solar-powered, 393, 492
for space structures, 151
techniques, 6
adhesive bonding, 375, 386
adhesives, 192, 375, 386, 465
adjustable lighting systems, 247
Advanced Caution and Warning System (ACAWS), 202
Advanced Exploration Crew Mobility Systems Program, 327
Advanced Exploration Systems Program, 75
Advanced FFTA (ARFTA), 347, 348
Advanced Inventory Management System (AIMS), 108
Advanced Lead-Lag Compensator (ALLC), 359
advanced life support (ALS), 132–133, 467
Advanced Resistive Exercise Device (ARED), 113, 114, 257
advanced robotic systems, 4, 6
advanced solar power systems, 56
advanced structural systems, 1
aerobic exercises, 253
aerogels, 32, 122, 491
aeroponics, 22, 24, 133
aerospace engineering, xxvii
aesthetics, 138–139
Agreement on the Rescue of Astronauts (1968), 447
agriculture, 60, 127, 133

AI *see* artificial intelligence (AI)
AI-driven systems, 9
Airbus, 394
air circulation systems, 16
air filtration systems, 21
air-lift photobioreactor, 343, 344
airlocks, 84, 91, 101, 115–116, 158, 240–241, 369, 434
automation and control systems, 209
design, 207–209
dust mitigation systems, 209
environmental control integration, 209
material innovations, 208
Module, 97–98
primary function of, 207
sealing technologies, 208
suitlocks, 208
suitports, 208
technological enhancements, 208
traditional, 207–208
air purification, 205
air quality, 23, 127, 129, 139, 203, 205
air revitalization, 128–129, 132, 345, 346
Alpha Particle X-ray Spectrometer (APXS), 320
ALS *see* advanced life support (ALS)
aluminum (Al), 406, 408–409, 424
aluminum alloys, 41, 306, 307

aluminum–lithium alloys, 149, 151

aluminum oxynitride, 145

AM *see* additive manufacturing (AM)

anodized coatings, 150

antioxidants, 171–173

anti-static coatings, 166

Apollo Lunar Modules, 120

aquatic bioregenerative systems, 345

AR *see* augmented reality (AR)

arc welding, 376

ARED *see* Advanced Resistive Exercise Device (ARED)

Ariane 5, 70

Aristarchus Plateau, 420

ARQUIMEA system, 357

Artemis Accords, 447–448

Artemis Base Camp, xxv

Artemis III landing sites, candidates for, 421

Artemis III Prototype, 327

Artemis program, xxv, 17, 66, 68, 70, 71, 73–74, 82, 87, 122, 148, 236

Artemis Removable-Canister Waste Accumulation System and Handler (ARC-WASH), 105

artificial intelligence (AI), 9, 78, 99, 368, 398, 468, 480–482

artificial lighting, 269

assembly, of habitats, 44–45

asteroids, 18, 49, 52, 56, 61–62

Astrobee robots, 109

Astrobotics Peregrine Lunar Lander, 69
Astronaut Propulsion Unit (APU), 329
astronauts, 9
access to psychological support systems, 267–268
advanced space suits, 327
circadian rhythms, 274
as “envoys of mankind,” 453
exercises, 113–114, 252
legal status of, 447
on long-duration missions, 172
muscle atrophy, 113
orthostatic intolerance, 253
propulsion unit, 329
radiation dose limits, 175
roles and responsibilities, 93
safety, 78, 178
simulations, 43
space suits, 327–328
voice commands, 221
well-being, 13, 103, 105, 138, 203, 270
atherosclerosis, 173
ATHLETE, 306, 333, 334
augmented reality (AR), 9, 108, 199–200, 219, 220, 235, 369
automated external defibrillators (AEDs), 467
automated fiber placement (AFP), 155
automated hatches, 166

Automated Reconfigurable Mission Adaptive Digital Assembly Systems (ARMADAS) project, 379

automated robotic assembly, 488–489

automated storage systems, 134, 202–203

Automated Transfer Vehicle (ATV), 168

automatic closure systems, 117

autonomous

debris tracking, 144

docking, 44, 71, 168, 169

navigation systems, 78, 83, 319

robots, 109, 112, 148

rovers, 61, 69, 113

space objects, 452

autonomy, 52, 75, 106, 112–113, 140, 167, 169, 202, 222, 437

Avionics, 318–320

Axiom Space's commercial space station, xxv

B

backward contamination, 455, 456

bacteria, 105, 289, 297, 343, 397, 438

basic life support (BLS), 467

Bigelow Expandable Activity Module (BEAM) Module, 3, 19, 37–38, 45, 150, 153, 369–371, 386, 387

biofabrication, 111

bioinspired composites, 194

bioinspired engineering, 194

biological air revitalization systems, 129

biomimetic composites, 194
biomimicry, 500
adaptability, 479
in space architecture, 477–480
in urban planning, 479
biophilic designs, 9, 252
bioprinting, 108
bioregenerative life support systems (BLSS), 344, 345
bioregenerative systems, 22, 132–133
bioregenerative waste management, 131
blockchain technology, 481
blood forming organs (BFO), 215
blood pressure, 253, 276, 467
blue light, 269
Blue Moon landers, xxv, 69
Blue Origin
Blue Moon landers, 69
New Shepard and New Glenn rockets, 66
BNNTs *see* boron nitride nanotubes (BNNTs)
body-on-frame chassis, 308
bonding, 375
bone density loss, 12, 58, 113, 183, 252, 254, 461
bone marrow, 174
boron nitride nanotubes (BNNTs), 176, 214, 215
Boston Dynamics' autonomous robots, 9
brain–computer interfaces (BCIs), 219

Bremsstrahlung X-rays, 171
Brine Processor Assembly (BPA), 349
built-in display systems, 267

C

cable penetrations, 158
calcium, 347
calcium sulfate, 347
cameras, 112, 168, 271, 325–327
Canadarm2, 5, 111, 161, 324, 370, 376, 377
Canadian Space Agency (CSA), 382
cancer, 172
carbon-based fillers, 406
carbon-based materials, 407
carbon dioxide, 327–328, 344
recycling, 349–351
removal, 129, 345
scrubber, 350
Carbon Dioxide Removal Assembly (CDRA), 129
carbon fiber composites, 193
carbon-fiber-reinforced polymers (CFRPs), 15, 41, 149, 150, 155, 401
carbon fiber tubes, 307
carbon nanotubes (CNTs), 193, 401, 406, 407
cardiac emergencies, 467–468
cardiopulmonary resuscitation (CPR), 468
cardiovascular deconditioning, 253

cargo, 68, 70, 85, 91, 98, 306, 308, 333, 334
Cargo Transfer Bags (CTBs), 228, 229
catalytic oxidizers, 129
central nervous system (CNS), 173
ceramic-matrix composites (CMCs), 150, 155
CFRPs *see* carbon-fiber-reinforced polymers (CFRPs)
Challenger disaster (1986), 463–464
chassis
design, 307, 308, 332–334
surface mobility systems, 304–309
Chlorella vulgaris, 345
chromoly steel, 306–307
circadian action factor (CAF), 270
circadian lighting, 26–270
circadian rhythms, 247
regulation, 269–270
synchronization with LD cycles, 269
circular hallways, 241
circulation pathways, 135, 136–137
Cislunar launch scenarios, 70
climate control, 205
closed-loop ecosystems, 82, 133
closed-loop life support systems (CLLSS), 22, 35, 342–346
closed-loop systems, xxviii, 108–109, 132–133
closed-loop waste management systems, 295, 296
closed-loop water recycling systems, 40

clothing, 106–107
CNTs *see* carbon nanotubes (CNTs)
cobalt-60, 290
cognitive ergonomics, 199
cognitive load management, 218, 220
cognitive task analysis, 199
cold spots, 290
collision avoidance, 168
Color Rendering Index (CRI), 270
Columbia disaster (2003), 463–464
Columbus Laboratory Module, 384
commercial off-the-shelf (COTS), 431
Common Berthing Mechanism (CBM), 370
communal spaces, 8, 12, 18, 141, 142, 236, 249, 250
communication, 83–84, 183
delays, 88
networks, xxi
radiofrequency (RF), 431
systems, 27–28, 163, 319, 430–432
compact storage systems, 136
composites, 149, 154–156
bioinspired, 194
biomimetic, 194
carbon fiber, 193
etching methods, 434
filaments, 396

glass-fiber, 150, 155
graphene, 9
materials, 16, 306
MXene/carbon, 407
polymer-based, 406
silicone-based, 406, 410
in structural applications, 150
composting units, 142
computational fluid dynamic (CFD) simulations, 394
computer numerical control (CNC), 384, 385
concentrated solar power (CSP), 359
Concept of Operations (ConOps), 92–93
conceptualization, 497
confined space, 12, 14, 114, 135, 220, 234, 236, 237, 241, 250
construction
human–robot collaboration for, 378–379
layered, 153
modular, 379–387
traditional methods, 37
contaminant filtration, 129
contingency planning, 260–263
continuous monitoring, 75, 106, 261, 446, 461, 462, 468
control moment gyroscopes (CMGs), 168
control systems integration, 218, 220–222
convection ovens, 292

Convention on International Liability for Damage Caused by Space Objects (1972), 447, 451

Convention on Registration of Objects Launched into Outer Space (1976), 447, 451

cooking technologies, 292–294

cooling loops, 121

Copernicus Crater, 420

coronal mass ejections (CMEs), 170

correlated color temperature (CCT), 269, 270

cosmic rays, 433

COSPAR (Committee on Space Research) Planetary Protection Policy, 455, 456

crew

circadian rhythms, 242

emergency procedures, 258–266

environmental enhancements, 268–274

exercise in space, 252–258

human-centered design, 266–268

identified characteristics by NASA, 247–248

interaction spaces, 248–250

launches, 70

lighting, 268–274

mobility, 327–329

personal space, 250–252

privacy considerations, 250–252

psychosocial dynamics, 247–248

quarters, 239

safety protocols, 258–266
transport systems, 84–85
windows and views, 275–280
crew comfort
ergonomics, 203–206
functional layout, 203–206
and well-being, 203–206
crowdedness, 247
cryogenic
freezing, 287
systems, 358
CTBs *see* Cargo Transfer Bags (CTBs)
cultural and social dynamics, 33
Cupola module, 145, 146, 275
Curiosity, 305, 306, 309, 314, 317, 332–333
customization
for crew needs, 200–201
innovative materials for, 200
interfaces, 200
cyanate-ester resins, 401
cyanobacteria, 343
cyber-attacks, 482
Cycle Ergometer, 113

D

damage control, self-healing materials for, 400–402

DAMs *see* debris avoidance maneuvers (DAMs)
Daphnia magna, 345
debris
and micrometeoroids, 18–19
orbital, 18, 19, 25, 50, 142, 400
removal, 51, 68
tracking systems, 50, 144
debris avoidance maneuvers (DAMs), 144, 168–169
decontamination, 467
deep-space habitats, 483–487, 500
deep-space missions, 2, 71
deep space network (DSN), 88, 320
deployable radiators, 77, 92, 162
deployable structures, 369, 375, 482
deployable systems, 4, 160, 162–163
Deployable Thermal Radiator (DTR) system, 162
deployment mechanisms, 45, 90, 95, 206–212
airlock design, 207–209
entry and exit system, 209–212
shape memory alloys in, 403
for soft goods, 153
depressurization, 240, 261, 262
depressurization emergencies
detection and initial response, 465
evacuation to safe zones, 466
isolation of affected area, 465

use of emergency sealing kits, 465–466
design for manufacture (DFM), 367–373
design for minimum risk (DFMR), 259
design refinement, 42–43
destinations
asteroids, 61–62
deep space, 52–53
low-earth orbit (LEO), 50–51
Mars, 57–58
microgravity environments, 49–50
Moon, 53–57
Destiny Laboratory Module, 383
Dextre, 324
dicyclopentadiene (DCPD), 401
diffusion bonding, 375–376
digital displays, 33, 267
digital twins, 183, 378
direct lighting method, 355
direct metal laser sintering (DMLS), 397
discrete event simulation (DES), 460
distillation assembly (DA), 347, 348
Distiller Calcium Limiter (DCaL) system, 348, 349
distributed denial-of-service (DDoS) attacks, 482
DNA damage, 172
docking mechanisms, 71, 90, 95
automated, 190

mechanical design of, 330
multi-gravity, 329–331
pressurized mobility units, 78
surface, 330
docking ports, 369
docking systems, 25, 44, 80, 84, 95, 146, 329–330, 375, 380, 381
doors, 101, 116–117
dose limits, radiation, 174–177
drying methods, 287–288
dual-responsive nanocomposites, 272
dust accumulation, 125
dust mitigation, 21–22, 115, 166, 209, 433–434
dynamic covalent polymer networks (DCPNs), 404

E

EaglePicher batteries, 311
EaglePicher Technologies, 311
Earth-manufactured subsystems, 7
ECLSS *see* Environmental Control and Life Support Systems (ECLSS)
ecopoiesis, 457
ecosystem, 2, 129, 132
edge computing, 481
EDS *see* electrodynamic dust shields (EDS)
effective integration, 7
electrical lighting, 273–274
electrical power system (EPS), 310, 360

electric propulsion, 67
electrochromic coatings, 77
electrochromic smart windows, 145, 268
electrodialysis, 348
electrodynamic dust shields (EDS), 117, 434, 435
electrolysis, 82, 397
electromagnetic interference (EMI), 407
electromagnetic radiation, 289
electron beam melting (EBM), 151, 156
electron beams, 290–291
electron beam welding (EBW), 386
electrostatic-assisted freezing, 286
electrostatic force, 434
electrostatic repulsion, 21
elevation, 423
embedded sensors, 107, 115, 148
emergency deactivation, 255
emergency hatches, 167
emergency preparedness and response
detection and alarm, 464
fire suppression, 465
immediate crew actions, 464
isolation of affected module, 465
post-fire cleanup and recovery, 465
emerging technologies, xix
emotional well-being, 33, 205

energy
conservation, 359–361
distribution networks, 26
generation, 60
independence, 22, 35
saving behaviors, 361
systems, 26–27
energy efficiency, 342, 478, 479, 481
crew transport systems, 85
EVA vehicles, 80
in habitat design, 26
measures, 354–361
pressurized mobility units, 78
energy management systems (EMS), 481
Energy Provision and Management (EPM), 360
energy storage, 26, 56, 309, 488, 492
and distribution systems, 76
flywheel, 312–313
hybrid systems, 310, 313
lithium-ion batteries, 125, 311–312
regenerative fuel cells, 125–126
solid-state batteries, 125–126
thermal, 358
entry and exit system, 209–212
environmental analysis and site selection, 39
environmental constraints, 11–12

communication systems, 27–28
debris and micrometeoroids, 18–19
dust mitigation, 21–22
energy systems, 26–27
extreme temperatures, 14–15
GCR and SPE radiation, 17–18
human element, 12–13
ionizing radiation, 16–17
life support systems, 23–24
long-term sustainability, 22–23
microgravity, 13–14
modular design and scalability, 25–26
structural resilience, 24–25
terrain and geology, 19–20
vacuum, 15–16
Environmental Control and Life Support Systems (ECLSS), 2, 22, 32, 127–134, 181, 209, 350, 485
advanced life support systems, 132–133
air revitalization, 128–129
closed-loop systems, 132–133
development of, 128
food production, 133–134
integration with habitat design, 127
waste management, 130–132
water recycling, 129–130
environmental control system integration, 249, 257–258

environmental monitoring, 101, 182, 319, 345
environmental protection, 142–149
environmental quality, 139
environmental science, xxvii
environmental sensors, 321
environmental sustainability, 341
equatorial regions
Mars, 58–60
Moon, 54–55
ergonomics, xxvii, 33, 198–200
assessments, 210
scientific workstations, 110
workstations, 40
erythropoietin (EPO), 174
ESA *see* European Space Agency (ESA)
ethical considerations
planetary modification, 456–458
planetary protection and contamination, 455–456
terraforming, 456–458
ethical frameworks, 446, 454, 457, 458
ethylene vinyl acetate (EVA), 406
ethylene vinyl alcohol (EVOH), 294
Europa Clipper mission, 62
European Space Agency (ESA), 54, 315, 382, 458, 485
Automated Transfer Vehicle (ATV), 168
ClearSpace-1 mission, 68

Energy Provision and Management (EPM), 360
HERACLES mission, 68, 113
Matroshka project, 178
MELiSSA project, 109, 128, 131–133, 343, 344
METERON project, 52
PROSPECT mission, 53, 82
SMART-1 mission, 67
3D-Printed Habitat Demonstrator, 81
Event Tree Analysis (ETA), 459
exercise, 183, 252–258
advanced equipment, 113–114
aerobic, 253
environmental integration, 114–115
equipment design, 254–258
motivation and mental engagement, 114
and physical activity, 252–254
resistance, 252
exercise equipment in space
accessibility, 258
adjustable resistance levels, 257
advanced, 113–114
design for error-proofing, 257
durability and maintenance, 256–257
ease of repair, 256
efficiency in space utilization, 255–256
emergency deactivation, 255

environmental control system integration, 257–258
ergonomic design for all body sizes, 257
fail-safe mechanisms, 255
foldable and retractable, 256
integration with habitat systems, 257–258
material safety, 255
material selection, 256
minimal maintenance, 256
modular and multifunctional design, 255–257
operational scheduling, 258
optimal location and configuration, 255
psychological and social considerations, 256
reliability, 256
robust mounting systems, 255
safety and stability, 255
space and mass considerations, 258
standardization, 257
structural integration, 255
support for various exercise forms, 257
user restraining systems, 255
versatility and adaptability, 257
vibration isolation, 255
volume, 256
ExoMars, 315, 316
expandable habitat technologies, 487–489, 500
expandable modules, 161, 162

expandable sensor networks, 196

Exploration Extravehicular Mobility Unit (xEMU), 179

exploration vehicles *see* pressurized mobility units (PMUs)

EXPRESS (Expedite the Processing of Experiments to the Space Station) racks, 229, 230

External Active Thermal Control System (EATCS), 314

external dust accumulation, 21

external radiators, 92, 99

extraterrestrial navigation systems, 83

extraterrestrial vehicles, 309–313

extravehicular activities (EVAs), 79–80, 240, 241, 279, 302–304, 374, 423, 458, 480

advancements in technology, 180

operational challenges, 179–180

pistol-grip tools, 179

robotic assistants, 179

scientific instruments, 179

suits, 327–329

tethers and restraints, 179

training and preparation, 180–181

extravehicular activity (EVA) emergencies

detection and immediate actions, 468

loss of tethering, 468

medical emergencies, 469

rapid return to safety, 469

suit malfunctions, 468–469

extravehicular mobility unit (EMU), 179, 327, 328

extreme environments, 5
extreme temperatures, 11, 14–15
extrusion, 384

F

fabrication, 149, 151, 155, 156, 211, 363, 367, 372
face sheets, 191–192
facial recognition, 481
fail-safe mechanisms, 255
Failure Mode and Effect Analysis (FMEA), 458, 460, 463
Failure Mode Effects and Criticality Analysis (FMECA), 261
failure tolerance, 258–259
fairing, 3
Falcon Heavy rockets, 66, 70
Fault Tree Analysis (FTA), 261, 459
feasibility studies, 39
feedback mechanisms, 361
femtosecond laser welding, 376
fiber optic structural health sensors, 196–197
filtration, 205, 466
fine water mist (FWM) systems, 264–265
fire detection and warning, 263
fire extinguishers, 14
fire suppression systems, 263–266
emergency equipment accessibility, 264
fire detection and warning, 263

key fire safety standards for, 263–264
manual system activation and deactivation, 264
system health and status monitoring, 263–264
Fission Surface Power System (FSPS), 428
flexible and adaptive structures, 195–196
flexible polymer seals, 166
flexible shielding materials, 22
flexible structures, for microgravity, 195–196
floor structures, 163–165
flywheels, 114, 310, 312–313
foam cores, 192
folding techniques, 369
food preservation, 286–291
drying methods, 288–289
freezing methods, 287–288
radiation, 289–291
food processing and preservation, 103
food production, 22, 133–134
food sterilization, 289–291
forward contamination, 455
forward osmosis, 24, 130
Foundation Surface Habitat (FSH), 482, 483
Four Bed Carbon Dioxide Scrubber (4BCO2), 350–351
4G LTE network, 431, 432
fractal geometry, 235
free-space optical communication (FSOC), 320

freeze-drying, 286, 289
freezing methods, 286–287
friction stir welding (FSW), 383–384
frozen smoke *see* aerogels
fuel cells, 91, 99, 310, 313
fuel cell technologies, 360
functional colocation, 140–142
functional zoning, 238–240
fused filament fabrication (FFF), 95
fuzzy logic, 359

G

galactic cosmic rays (GCRs), 17–18, 88, 215, 217, 409, 410, 433, 436
Gale Crater, 420
galley and food systems, 103–104
gallium nitride (GaN), 428
gamma irradiation, 290, 291
gas pressurization, 328
GCRs *see* galactic cosmic rays (GCRs)
Geant4 software package, 411
general luminaire assembly (GLA), 273
General Maintenance Workstation (GMWS), 110
Geographic Information System (GIS), 427
geological stability, 419, 422–423
geology, 19–20
geometry, 233

cylindrical form, 236–238
fractal, 235
impact of shapes on human psychology, 234–236
spherical form, 236–238
geostationary orbit (GEO), 70
geostationary transfer orbit (GTO), 70
glass, 277, 279
glass-fiber composites, 150, 155
glass-fiber-reinforced plastics (GFRPs), 155
Global Positioning System (GPS), 318
granulocyte colony-stimulating factor (G-CSF), 174
graphene, 176, 373, 407
graphene oxide (GO), 409
gravity, 11–13, 58
ground-based teleoperations, 112
Guidance, Navigation, and Control (GNC) systems, 167–169
control moment gyroscopes (CMGs), 168
inertial measurement units (IMUs), 167
LIDAR, 168
optical sensors, 168
reaction control systems (RCS), 167
reaction wheels, 168
star trackers, 167

H

habitability

considerations, 432–436
evaluation, 140
habitability factors
environmental quality, 139
natural lighting and aesthetics, 138–139
privacy and personal space, 138
psychological and social factors, 140
recreational and social spaces, 139
habitable volume, standards for, 135
Habitat Demonstration Unit (HDU), 163
habitat features, 100–102
airlocks, 115–116
clothing, 106–107
doors, 116–118
exercise, 113–116
galley and food systems, 103–104
health monitoring and support systems, 106
operational supplies and maintenance, 107–109
scientific workstations, 109–111
sleep accommodation, 105–106
teleoperations, 111–113
waste collections and hygiene, 104–105
windows, 116
habitation, 14, 31
habitats, 1–8
“Habot” concept, 303

Hall Effect Thrusters (HTs), 67

haptic feedback, 112–113, 378

hard capture system (HCS), 330

Harmony module, 137

Harun, M., 372

hatches, 160, 165–167

hatch interfaces, 158

Haynes, R., 457

hazard analysis (HA), 460–461

hazardous waste, 109, 131

HCI *see* human-computer interaction (HCI)

health countermeasures, 3

health monitoring systems, 106, 468

heat exchangers, 120–121

heating, ventilation, and air conditioning (HVAC) systems, 480

heat melt compactor (HMC), 104, 130, 131

heat pumps, 16, 32, 53, 358, 404

heat transfer, 76–77, 119

hematopoietic system, 174

Henson Crater, 422

HERACLES (Human-Enhanced Robotic Architecture and Capability for Lunar Exploration and Science) mission, 113

HERA (Human Exploration Research Analog) program, 138

HESS *see* hybrid energy storage systems (HESS)

high-density polyethylene (HDPE), 411, 487

high-efficiency particulate air (HEPA) filters, 129, 433, 466

high electric field drying, 288–289
high-emissivity coatings, 76
high-strength fibers, 193
high-strength materials, 191–192
H-II Transfer Vehicle, 67
HI-SEAS (Hawai'i Space Exploration Analog and Simulation) project, 128
HMIs *see* human-machine interactions (HMIs)
holographic displays, 272
honeycomb cores, 192
Howe, A., 303
Howe, J., 303
Hubble Space Telescope, 122, 147
human astronauts, 5
human-centered design, 9, 40, 43, 266–268, 487
human–computer interaction (HCI), 218–220
human factors, in habitat design, xxvii, 8, 33
human health risk assessments (HHRAs), 461
Human Integration Design Handbook (HIDH), 135, 255
human-in- the-loop (HITL) testing
benefits, 44
case studies in, 43
challenges, 44
principles of, 43
human landing system (HLS), xxv, 87
human–machine interactions (HMIs), 266, 267
human psychology, impact of shapes on, 234–236

human–robot collaboration, 378–379
human serum albumin (HSA), 397
humans, radiation effects on
bone marrow and hematopoietic effects, 174
cancer risks, 172
cardiovascular risks, 173–174
CNS impacts, 173
DNA damage, 172
humidity control, 139
hybrid control systems, 196
hybrid designs, 2
hybrid energy storage systems (HESS), 310, 313
hybrid inflatable structures, 193
hybrid nanocomposite sensors, 197
hybrid sandwich structures, 192
hydrogels, 404–405
hydrogen, 82, 214, 350
hydrogen-oxygen regenerative fuel cells, 309
hydrogen-rich materials, 17, 18, 37, 41
hydrogen-rich polymers, 9
hydrogen storage, 313
hydroponics, 22, 24, 32, 35, 133
hygiene systems, 104–105

I

ICON’s Olympus project, 334, 335

impingement freezing, 286
inertial measurement units (IMUs), 167, 319
inflatable habitats, 45
inflatable lunar habitat (ILH), 163
inflatable structures, 39, 150, 153, 193, 196, 238, 240, 412, 486
Inflated Transhab, 2
informal spaces, 235
infrared heating, 293
infrastructure
communication systems, 83–84, 430–432
crew transport systems, 84–85
development, 425–428, 499
extravehicular activity vehicles, 79–80
in situ resource utilization, 81–83
launch facilities, 73–74
logistics, 80–81
mission control, 75
power distribution, 428–430
power generation, 428–430
power systems, 75–76
pressurized mobility units, 78–79
radiators, 76–78
inherent sensory deprivation, 248
innovations
AI and IoT integration, 480–482
biomimicry in space architecture, 477–480

energy solutions, 26
foods storage systems, 296–297
smart habitats, 480–482
in smart textiles, 107
in solid waste processing, 346
in space habitat design, 477–482
storage solutions, 228, 231–233
in structural penetration, 159
and technology transfer, xxiii
in water recovery, 346
in situ-derived habitats, 6–7
in situ fabrication and repair (ISFR), 74
in situ resources, 32
in situ resource utilization (ISRU), xxii, 19, 34, 38, 41, 76, 88, 130, 325, 355, 368, 419, 498
in additive manufacturing, 396–398
infrastructure, 81–83
integration with lunar environment, 437–439
for on-demand manufacturing, 396–398
sustainability through, 45–46
in-space assembly (ISA), 374–376, 489
in-space manufacturing, 108
In-Space Manufacturing Workstation (ISMW), 110
insulation, 32, 40, 118, 122
interaction spaces, 248–250
Intergovernmental Agreement (IGA), 454

inter-habitat transport systems, 84
Internal Active Thermal Control System (IATCS), 314
internal communication, 28
International Commission on Radiological Protection (ICRP), 175
International Docking System Standard (IDSS), 329, 330, 381
International Space Law, 445, 447–454, 500
legal status of astronauts, 453–454
Outer Space Treaty (1967), 445, 447, 449–451
registration and liability for space objects, 451–453
International Space Station (ISS), xxii, xxiii, 2, 13, 41, 45, 88, 454
Bigelow Expandable Activity Module (BEAM) Module, 370
Carbon Dioxide Removal Assembly (CDRA), 129
Cargo Transfer Bags, 229
Cupola module on, 116, 145, 146
design, 195
Destiny Laboratory Module, 383
elements, 380
Environmental Control and Life Support System (ECLSS), 23, 35, 350
EXPRESS racks, 229, 230
functional colocation, 142
lyophilization-2 investigation on, 286
Manned Maneuvering Unit (MMU), 144
Microgravity Science Glovebox (MSG), 110
NASA's Refabricator 3D printer, 395
Oxygen Generation Assembly (OGA), 128
partially retracted radiator of, 77

PRIDE on, 219
Quest Airlock on, 160
resupply, 70
solar power systems, 76
spatial efficiency, 137
symmetrical design for, 370–372
thermal control systems, 314
Urine Processor Assembly (UPA), 131
Veggie experiment, 133
Water Recovery System (WRS), 8, 23, 129
International Standard Payload Racks (ISPRs), 103, 110
Internet of Things (IoT), 480–482, 500
interplanetary habitats, 489–492, 500
interplanetary launch scenarios, 70
intra-habitat mobility, 84
intra-vehicular activity (IVA), 181–183, 279
inventory and supply management, 107–108
ion beam processing, 434
ionic-polymer–metal composites (IPMCs), 405
ionizing radiation, 16–17, 289
ion propulsion, 91, 98, 169
ion thrusters, 67
IoT *see* Internet of Things (IoT)
ISA *see* in-space assembly (ISA)
ISS *see* International Space Station (ISS)
Italian Space Agency, 410

iterative design process, 42–43

J

James Webb Space Telescope (JWST), 369

Japan Aerospace Exploration Agency (JAXA), 4, 145, 382

JEM Airlock, 21

Jezero Crater, 420

K

Ka-band signal, 83

Kilopower project, 61, 76, 80, 99, 126

L

landers, 68–69, 91, 98

landing pads, 425, 433

large integrated flexible environment (LIFE), 154

Laser Communications Relay Demonstration (LCRD), 28, 320

laser metal deposition (LMD), 394–395

lasers, 83

latching mechanisms, 374–375

launchers, 91, 98

launch facilities, 73–74

launching systems, 65–67, 89, 94–95

launch scenarios, 69–71

launch site selection, 71

launch vehicles design, 73–74

lava tubes, 435
layered construction, 153
layout optimization, 134–142
LED *see* light-emitting diodes (LED)
LEO *see* low Earth orbit (LEO)
Liability Convention (1972), 446, 452
LiDAR (light detection and ranging) systems, 90, 168, 319, 325–327
life support systems, 16, 23–24, 32, 197
light-dark (LD) cycles, 269
light-emitting diodes (LED), 269–271, 273–274
lighting, 106, 206, 242, 268
artificial, 269
electrical, 273–274
natural, 138–139
lightweight materials, 191–192
“Limbi” autonomous robotic limb, 374
Limnospira indica, 343
Linked Autonomous Interplanetary Satellite Orbit Navigation (LiAISON), 319
liquid cooling and ventilation garment (LCVG), 179
liquid crystal lens array (LCLA), 273
liquid crystal polymer (LCP), 386
liquid waste, 131
lithium-ion batteries, 82, 125, 309, 310–312, 428
load-bearing beams, 149
Lockheed Martin, 154

logistics, xxii, 80–81
logistics vehicles, 333–334
Long March series, 70
long-term reliability, 130
long-term sustainability, 22–23
loop heat pipe (LHP) system, 357, 358
Low Cost Optical Fiber Solar Cell Configurations, 355
low Earth orbit (LEO), 65, 70, 330, 345
LRO *see* Lunar Reconnaissance Orbiter (LRO)
LTV *see* Lunar Terrain Vehicle (LTV)
LunaNet, 432
lunar dust mitigation, 433–434, 499
Lunar Electric Rover (LER), 304
Lunar Gateway, xxv, xxvii, 8, 32, 53, 88, 97, 115, 123, 135, 150, 152, 460
CFRP components, 155
circular HALO shell design for, 237
as communication hub, 28
docking, 95
functional colocation, 142
hybrid airlock, 115
modular architecture, 25, 93, 137, 142
spatial efficiency, 137
Lunar Greenhouse initiative, 133
Lunar Habitat project, 7
Lunar Laser Communications Demonstration (LLCD), 320
Lunar Node Demonstrator, 319

Lunar Palace 365, 344
Lunar Reconnaissance Orbiter (LRO), 55, 148, 422
lunar regolith, 77, 130, 161, 393
Lunar Roving Vehicle (LRV), 304, 425
Lunar South Pole, 34, 420
Lunar Terrain Vehicle (LTV), 79, 84, 331
lyophilization, 286

M

machine learning algorithms, 480
MAdFlex, 192, 232, 251, 476
magnesium diboride (MgB2), 408
magnetic resonance freezing, 286–287
magnetic shielding, 176, 405, 407
maintenance
hubs, 141
and repair systems, 108
Manned Maneuvering Unit (MMU), 144, 329
manufacturing
design for manufacture (DFM), 367–373
material selection for, 372–373
reducing complexity, 368–372
Mars, 26
colonization or lunar bases, 4
destinations, 57–58
equatorial regions of, 58–60

habitat concepts, 137–138
habitat design and challenges, 491–492
Habitat Prototypes, 142
landers, 68
polar regions of, 60–61
Sample Return missions, 89
surface temperature, 491
Mars Environmental Dynamics Analyzer (MEDA), 322–323
Mars Exploration Rovers (MERs), 316
Mars Oxygen In Situ Resource Utilization Experiment (MOXIE), 398
Mars Reconnaissance Orbiter (MRO), 422
Mars Science Laboratory, 2
Mars Transfer Window, 70
Mars X House, 486, 487
Martian dust, 21, 40, 77, 161
Martian regolith, 81, 82, 491
Martinez, V., 250
Mastcam-Z, 325, 326
material selection
for manufacturing techniques, 372–373
for space habitats, 41
for structural resilience, 41
Matroshka project, 178
McClain, A., 454
McKay, C., 457
meal preparation, in microgravity

cooking technologies, 292–294
packaging, 294–296
waste management, 294–296
meals ready to eat (MREs), 290
mechanical forces, 25
mechanical latching, 374–375
mechanically pumped fluid loop (MPFL), 314
mechanisms, 160–161
deployable systems, 162–163
floor structures, 163–165
hatches, 165–167
medical emergency, 469
cardiac events, 467–468
detection and initial response, 467
health monitoring, 468
medical training, 467
preventive measures, 468
surgical emergencies, 468
telemedicine, 467
traumatic injuries, management of, 467
medical training, 467
medication/medical care, 248
Meissner effect, 407
melatonin, 269, 270
membrane distillation, 24
mental health, 9, 33, 50, 101, 106, 138, 140, 183, 254

Mesh Reflector Antenna, 163

metal 3D printer, 394

metal matrix composites (MMCs), 398

metal-organic frameworks (MOFs), 407

metals, 81, 149

metal-wire laser deposition, 399

methane (CH_4), 350, 352

methane-based engines, 71

microalgae, 345

microbial-induced calcite precipitation (MICP), 424

Micro-Ecological Life Support System Alternative (MELiSSA) project, 105, 109, 128, 131–133, 343, 344

microencapsulation, 401

microgravity, 11, 13–14, 44, 241, 248, 376

adaptation, 198

body fluids shift, 252, 253

doors in, 117

meal preparation in, 292–294

orientation in, 101

storage systems, 201

structural integrity in, 194–197

Microgravity Science Glovebox (MSG), 110

microgrid, 428

micrometeoroid and orbital debris (MMOD), 18–19, 24, 143–145, 192, 278, 279

micro-supercapacitors, 373

microwave, 292
microwave-assisted drying, 288
microwave-assisted thermal sterilization (MATS), 292–293
microwave sintering, 19
mission components
airlock module, 91, 97–98
external radiators, 92
habitat system, 90–91, 97
lander, 91, 98
launchers, 91, 98
mobile crane, 91, 98–99
power station, 91–92, 99
tug vehicle, 91, 98
mission control, 75
mission objectives, 38–39
mission phases
deployment, 90, 95
docking, 90, 95
landing, 90, 95
launching, 89, 94–95
surface transfer, 90, 96
testing, 89, 94
transfer from Low Earth Orbit to Lunar Orbit, 90, 95
transportation to launch site, 89, 94
mission system architecture, 87–92
Concept of Operations (ConOps), 92–93

mission components, 90–92, 97–100
mission phases, 89–90, 94–97
miura-ori folding pattern, 4
MLI *see* multilayer insulation (MLI)
MLI Blanket Incorporated Satellite, 14
MMOD *see* micrometeoroid and orbital debris (MMOD)
mobile crane, 91, 98–99
mobility
EVA vehicles, 79
logistics vehicles, 333–334
lunar terrain vehicles, 331
pressurized vehicles, 331–332
science rovers, 332–333
solutions, 303
surface construction vehicles, 334–335
surface mobility systems, 304–331
Mobitat, 303, 330
modular clothing, 107
modular construction, 379–387
modular designs, 25–26, 110, 132, 137–138, 368–369
modularity, 31–32
modular storage systems, 201–202
modules
circular and dome-shaped, 237–238
damaged/malfunctioning, 26
entertainment, 139

expandable, 161, 162
gateway, 379
habitat, deployment of, 45
hatches between, 118
inflatable, 7, 39, 152, 485
life support, 94
personal privacy, 33, 141
power, 32, 141
prefabricated, 5
pre-integrated, 8–9, 428
transfer, 84
molten regolith electrolysis, 81, 399
molten salt batteries, 26, 35
monocoque chassis, 307–308
Monte Carlo simulations, 177
Moon, 26
equatorial regions, 54–55
North Pole, 55
polar regions, 55–57
Moon to Mars (M2M) TH, 483–484
Moon Village design, 485–486
motion detection, 481
multifunctional design, 204
multifunctional furniture, 202, 233
multifunctional spaces, 136
Multi-Gravity Active-Active Mating Adapter (MGAAMA), 380, 381

multi-gravity docking, 329–331
multilayered shielding, 19, 411
multilayer films, 294
multilayer insulation (MLI), 32, 118–120, 122, 147, 152, 315, 386
multi-mission radioisotope thermoelectric generator (MMRTG), 314
Multi-Mission Space Exploration Vehicle (MMSEV), 327, 331, 332
multi-planetary species, xxii
multi-walled carbon nanotubes (MWCNTs), 406–407, 410
muscle atrophy, 113, 183, 252, 253
muscle memory, 262
MWCNTs *see* multi-walled carbon nanotubes (MWCNTs)
MXene/carbon composites, 407

N

nanofiltration, 130, 132
nanosensors, 297
nanotechnology, 111
NASA, 382
Additive Construction with Mobile Emplacement (ACME) project, 396
Advanced Exploration Systems Program, 75, 203, 222
Advanced Food Technology, 296–297
Advanced Inventory Management System (AIMS), 108
AES Life Support Systems, 345
Ames Research Center, 460
Archinaut, 80
Artemis program, 17, 66, 68, 70, 71, 73–74, 82, 87, 122, 148, 236

ATHLETE, 306, 317, 333, 334
Brine Processor Assembly (BPA), 349
Deep Space Gateway, 4
Deep Space Habitat, 212
Deep Space Network (DSN), 88
Design Reference Architecture (DRA) 5.0 study, 398
Environmental Control and Life Support System (ECLSS), 2, 22
EVA Robotic Assistant project, 321
Exploration Extravehicular Mobility Unit (xEMU), 179
Glenn Research Center, 318
hazard control scheme, 258–259
Hazard Reduction Precedence Sequence, 259
HERA (Human Exploration Research Analog) program, 138
HI-SEAS, 128
Human Integration Design Handbook (HIDH), 135, 255
Human Research Program, 8, 12, 461
Kennedy Space Center, 73, 384
Kilopower project, 61, 76, 80, 81, 85, 99, 126
Laser Communications Relay Demonstration (LCRD), 28
Low Cost Optical Fiber Solar Cell Configurations, 355
Lunar Gateway, 8, 25, 53, 97, 115
Lunar Greenhouse initiative, 133
Lunar Laser Communications Demonstration, 320
Lunar Network (LunaNet), 83
Lunar Roving Vehicle (LRV), 425
Lunar Surface Innovation Initiative, 153

Lunar Terrain Vehicle, 79, 84

Marshall Space Flight Center, 384

Mars 2020 mission, 326

Mars rovers, 78

mission classification system, 99–100

Moon to Mars (M2M) TH concept, 483–484

MOXIE, 57

Neutral Buoyancy Laboratory (NBL), 42, 180

NEXT ion thruster, 67

On-Line Tool for the Assessment of Radiation in Space (OLTARIS), 177, 412

Orbital Syngas/Commodity Augmentation Reactor (OSCAR) project, 352–354

Orion spacecraft, 162

Perseverance, 78, 80, 83

Phase III Centennial Challenge, 486, 487

PoF Handbook, 260

Quantitative Risk Assessment System (QRAS) software, 459

Refabricator, 109

Refabricator 3D printer, 395

Regolith Advanced Surface Systems Operations Robot (RASSOR), 6, 81, 156

RF communication infrastructure, 320

Self-Healing Aluminum Metal Matrix Composite, 401

Spacecraft Health Management System, 148

Space Launch System (SLS), 66, 70, 89

Space Radiation Laboratory (NSRL), 178

standards for habitable volume, 135
Standard STD-3001, 143, 263–264
Standard STD-5018, 116, 145
Standard STD-6016, 142, 149
steam reforming technology, 352
3D-Printed Habitat Challenge, 492
TransHab, 1, 39
Urine Processor Assembly (UPA), 346–349
Wireless Smart Plug project, 232
NASA Docking System (NDS), 381
NASA-Mir program, 267
NASA Space Radiation Laboratory (NSRL), 178
National Council on Radiation Protection and Measurements (NCRP), 175
natural language processing (NLP), 480
natural lighting, 138–139
natural light simulation, 270–273
near-infrared (NIR) light, 488
Near Rectilinear Halo Orbits (NRHO), 70, 168, 489, 490
Neutral Buoyancy Laboratory (NBL), 180
Neutral Buoyancy Simulator (NBS), 42
neutron generation, 171
Neutron Star Interior Composition Explorer (NICER), 374–375
new product development (NPD), 381
Nextel ceramic fabrics, 143
next-generation space habitats, 482–489
nickel-cadmium (NiCd) batteries, 311

NiTi (nickel–titanium) alloys, 402–403

Nitrobacter winogradsky, 343

Nitrosomonas europaea, 343

noise control, 250

Nojima, T., 241

non-destructive evaluation (NDE), 151

non-pressurized zones, 240

Northrop Grumman's Cygnus spacecraft, 71

NRHO *see* Near Rectilinear Halo Orbits (NRHO)

nuclear power systems, 76, 126–127

nutrient recycling, 132

O

ohmic heating, 293

Olympus project, 334, 335

On-Line Tool for the Assessment of Radiation in Space (OLTARIS), 177, 412

operational controls, 259

operational supplies and maintenance, 107–109

optical communication systems, 28

optical fibers, 355, 356

optical sensors, 168

Optical Waveguide (OW) systems, 354

orbital debris, 18

orbital refueling systems, 71–72

Orbital Syngas/Commodity Augmentation Reactor (OSCAR) project, 352–354

orbital transfer vehicle (OTV), 68
Orbit Fab, 72
organic waste, 108–109
origami-inspired designs, 4, 487, 488
Orion capsule, 177
Orion spacecraft, 87, 89
ortho-phthalaldehyde (OPA), 314
orthostatic intolerance, 253
Outer Space Treaty (1967), 445, 447, 449–451, 453, 455
Overview Effect, 276
Oxia Planum, 420–421
Oxone, 347, 348
oxygen, 265, 344, 424
extraction from regolith, 82
generation, 128
production, 349–351
Oxygen Generation Assembly (OGA), 128

P

packaging, food, 294–296
panoramic cameras, 325
paraffin wax, 404
particle accelerators, 178
Passive Common Berthing Mechanism (ACBM), 370
passive cooling, 127
passive shielding, 144, 171

passive suspension systems, 316–317

passive systems, 14

passive thermal control, 118–120

payload capacity, 4, 65, 66, 70, 175, 374

PCMs *see* phase change materials (PCMs)

permanently shadowed regions (PSRs), 55–56, 420, 424

PERSEO project (Personal Radiation Shielding for Interplanetary Missions), 410

Perseverance, 78, 80, 83, 305, 306, 309, 316, 317, 325

personal hygiene, 101

personal mobility systems, 84

personal privacy modules, 33, 141

personal space, 138, 248, 250–252

phase change materials (PCMs), 15, 119, 121, 210–211, 232, 358, 403–404, 477, 491

phased array antennas, 431, 432

photosynthesis, 274, 355

photosynthetically active radiation (PAR), 355

photosynthetic photon flux (PPF), 274

photovoltaic (PV) cells, 124, 356, 358, 424

photovoltaic/loop-heat-pipe (PV/LHP), 357

photovoltaics, 26, 56, 76, 124, 354

physical activity, 246, 252–254

physical isolation, 247

Physics of Failure (PoF), 260, 261

piezoelectric materials, 164, 392

piezoelectric polymers, 401

planetary exploration, 113
Planetary Instrument for X-ray Lithochemistry (PIXL), 322
planetary modification, 456–458
planetary protection and contamination, 455–456
planetary sustainability, 455
planning
contingency, 260–263
and system integration, 40
volume and layout, 134–142
plasma shielding, 176
plasmonic nanoparticles, 272
plastics, 277
plate frame chassis, 305, 306, 332, 333
PMUs *see* pressurized mobility units (PMUs)
point shielding, 213
Polar regions
Mars, 60–61
Moon, 55–57
polybenzimidazole (PBI), 410
polyethylene, 17, 41, 213, 214, 406, 408–409, 435
polyethylene terephthalate glycol (PETG), 396
polyimide-based materials, 251
polyimide fibers, 193
polylactic acid (PLA), 395, 406
polymer-based composites, 406, 409
polymer bonding, 82

polymer-dispersed liquid crystal (PDLC) technology, 272–273
polymer electrolyte fuel cell (PEFC), 360
polypropylene, 294
polyurethane, 152
portable breathing apparatus (PBA), 464, 466
portable fire extinguisher, 264
portable life support system (PLSS), 179, 327, 328
Portable Onboard Diagnostic Kit (PODK), 108
powder bed fusion, 95
power
distribution, 123–127, 428–430
generation, 123–127, 428–430
systems, 75–76
power station, 91–92, 99
precision machining, 385
prefabricated habitats, 4–6
pre-integrated habitats, 3–4
pressure integrity, 158–159
pressure-shift freezing, 286
pressure vessels, 150, 151–152
pressurization, 278, 331
Pressurized Crew Transfer Module (PCTM), 381
pressurized mobility units (PMUs), 78–79
pressurized rovers (PRs), 84, 87, 381
pressurized vehicles, 331–332
pressurized zones, 239

privacy space, 138, 204–205
private quarters, for crew, 204–205
Probabilistic Risk Assessment (PRA), 458–460
projection technology, 270–271
protective covers, 146
proton-exchange-membrane (PEM), 360
prototyping, for design validation, 41–42
PSRs *see* permanently shadowed regions (PSRs)
psychological health, 1, 33, 105, 106, 247, 249, 269, 277, 461
psychological support systems, 267–268
psychological well-being, 3, 12, 33, 40, 249, 271
psychosocial dynamics, 247–248
public spaces, 250, 252
pulsed light drying, 289
PV-TE hybrid system, 356
pyrolysis, 353

Q

qualitative risk assessment, 460–462
quantitative risk assessment, 460
Quantitative Risk Assessment System (QRAS) software, 459
quantum communication, 28, 83–84
Quest Airlock, 5, 160

R

radar and optical sensors monitor, 19

Radar Imager for Mars' Subsurface Experiment (RIMFAX), 325, 327
radiation, 143, 147
analysis, 177–178
dose limits, 174–177
effects on humans, 172–174
exposure management, 434–436
for food sterilization, 289–291
galactic cosmic rays (GCRs), 170
ionizing, 289
photosynthetically active (PAR), 355
resistant materials, 9
secondary, 171
shielding, 171, 174–177
solar particle events (SPEs), 170
trapped radiation belts, 170–171
Radiation Assessment Detector (RAD), 178
radiation protection, 32, 212–218
layout optimization for, 217–218
shielding materials, 214–217
radiation shielding, 17, 41, 142, 147–148, 154, 213, 392
hydrogen-rich materials, 175
material selection, 175–176
materials incorporation into habitat design, 410–412
metallic alloys, 175–176
multilayer, 176
new developments in, 406–408

regolith-based, 176

traditional *vs.* emerging materials, 408–410

water, 175

radiative cooling, 16, 354

radiators, 76–78, 120–121

radioactive isotopes, 291

radiofrequency (RF)

communications, 28, 431

systems, 320

Raman spectroscopy, 324

RASSOR *see* Regolith Advanced Surface Systems Operations Robot (RASSOR)

reaction control systems (RCS), 167

reaction wheels, 168

Real-Time Energy Management System (RT-EMS), 359

real-time monitoring, 144, 148–149, 159, 178, 480

recreational spaces, 139

Recycle Filter Tank Assembly (RFTA), 347

recycling

carbon dioxide, 349–351

nutrient, 132

water, 129–130, 344

red light, 269

redundancy, 40, 88

redundant systems, 121

reflective coatings, 120

refractance window drying, 288
regenerative fuel cells, 125–126, 428
regenerative fuel cell systems (RFCS), 360
regional anesthesia, 263
registration and liability, for space objects, 447, 451–453
Registration Practice Resolution (2007), 452
regolith, 41, 81, 315
abrasive, 90, 97, 164, 166, 180
based bricks, 81, 82, 217, 424
based construction materials, 82
conversion into concrete-like materials, 396
for habitat construction, 412
insulation, 120, 122
lunar, 130, 161, 393, 397, 428, 436, 437–438
Martian, 81, 82, 397, 412, 438, 457, 491
oxygen extraction from, 82
processing, 95, 96, 98
radiation protection, 216
shielding, 144
stabilization, 397
3D printing, 216, 217
Regolith Advanced Surface Systems Operations Robot (RASSOR), 6, 81, 156
regulatory compliance, 445–469
regulatory frameworks, 71, 72
relay satellites, 431

remote control systems, 246

remote robotic operations, 111–112

renewable energy

integration, 35

sources, 9, 481

Rescue Agreement (1968), 453

resilience structure, 24–25

resin transfer molding (RTM), 155

resource constraints, xxvii

resource management

closed-loop life support systems (CLLSS), 342–346

energy efficiency measures, 354–361

recycling and reuse, 346–354

resource utilization, 34–35

Retractable Tether System (RTS), 468

Return of Astronauts and the Return of Objects Launched into Outer Space (1968), 447

reusable landers, 69

reusable launch systems, xxii, 70

Rhodospirillum rubrum, 344

rigid pressure vessels, 149–152

risk assessment, 459–462

risk identification

qualitative, 260

quantitative, 260

risk management, 261, 458–469, 500

Robonaut 2 (R2), 148
robotics, 109, 320–325, 368, 437
assembly, 376–377
assistance, 325
construction technologies, 9
and human operators, 7
mechanisms, 161
retrieval systems, 136
surgery, 468
robots, 374, 378, 489
Rocker-Bogie mechanism, 316
rocket launches, environmental impact of, 66
Roll-Out Solar Array (ROSA), 124, 160
Roscosmos, 382
rovers
pressurized, 84
unpressurized, 85
see also pressurized mobility units (PMUs)
Russia's Zarya module, 383

S

Sabatier reaction, 350, 398
Sabatier reactor, 349
SafeTech framework, 481–482
safety, 40, 127, 198–199, 247
crew, 260

designing for, 462–464
devices, 259
and emergency response, 258–266
exercise equipment, 255, 258
of meals ready to eat, 290
and risk management protocols, 458–469, 500
vehicle, 260
Safety Tether System (STS), 468
sandwich materials, 191
bioinspired and biomimetic materials, 194
components of, 191–192
high-strength fibers, 193
innovative materials, 192–194
satellite
deployments, 70
relays, 438
scalability, 25–26
scalable design, 137–138
Scaling Omnidirectional Lattice Locomoting Explorer (SOLL-E), 378–379
scenario analysis, 461
science instruments, 320–325
science rovers, 332–333
scientific workstations, 109–111
ergonomic and modular design, 110
integration of scientific equipment, 110–111
sealing mechanisms of hatches, 165

secondary radiation, 171
seismic activity, 422
selective laser melting (SLM), 156, 399
selective laser sintering (SLS), 492
self-assembling
components, 488
modular systems, 196
structures, 488
self-healing materials, 144, 157
for damage control, 400–402
extrinsic, 400
intrinsic, 400
sensible heat storage, 358
sensors, 159, 211, 373
Shackleton Crater, 34, 422, 423, 424
shape memory alloys (SMAs), 318, 392, 400
actuators, 402, 403
for morphing structures, 402–403
in self-assembling components, 488
shape memory polymers (SMPs), 251
SHERLOC (Scanning Habitable Environments with Raman and Luminescence for Organics and Chemicals), 321
Shewanella oneidensis, 438
shielding materials
polyethylene, 214
water as, 214

short-range missions, 309
Sierra Space, 154
signs, 242
silicon (Si), 424
silicon dioxide (SiO_2), 424
silicone-based composites, 406, 410
silicone elastomers, 211
Simplified Aid for EVA Rescue (SAFER) unit, 329, 468
single-event effects (SEEs), 170
sintering, 82, 438
site selection, 419–421
access to resources, 419, 424–425
geological stability, 419, 422–423
Skidmore, Owings & Merrill LLP (SOM), 485
sleep, 105
sleep accommodation, 105–106
SLS *see* space launch system (SLS)
small house movement, 230
small modular nuclear reactors (SMRs), 26
smart agriculture, 480
smart digital windows, 271, 272
smart glass technology, 251
smart grid technologies, 76
smart habitats, 480–482, 500
smart hatches, 166
smart materials, 109, 392

response materials, 403–405
self-healing materials, 400–402
shape memory alloys, 402–403
smart packaging systems, 297
smart sensing technologies, 211
smart sensors, 77
smart storage systems, 232
smart windows, 116
digital, 271, 272
electrochromic, 268
thermochromic, 272
SMAs *see* shape memory alloys (SMAs)
social norms, 361
social spaces, 139
soft capture system (SCS), 330
soft goods, 149, 150, 152–154
soft robots, 489
software-defined radios (SDRs), 431
Solar and Heliospheric Observatory (SOHO), 177
solar arrays, 124, 425
solar energy, 26, 309, 354–357, 492
solar energy harvesting, 492
solar panels, 124–125
solar particle events (SPEs), 17–18, 88, 174, 215, 405, 433
solar photovoltaics, 429–430
solar sails, 241

solid-state batteries, 125–126
solid state lighting assembly (SSLA), 273, 274
solid waste, 130
management, 344
processing, 351–354
sound-dampening strategies, 251
soundproofing, 205
soybean, 343
space
and accessibility, 198
architecture, biomimicry in, 477–480
based solar arrays, 26
debris, 18, 168, 277, 278, 342, 452
frame chassis, 307, 308
maximization, 230–231
objects, registration and liability for, 447, 451–453
radiation, 462
Spacecraft Health Management System, 148
space habitat design, 11
challenges in, 1
concept exploration and ideation, 39
for deep-space missions, 2
deployment strategies, 45
elements, integration of, 7–8
environmental analysis and site selection, 39
feasibility studies and trade-off analysis, 39

future directions in, 8–9
human in the loop testing, 43–44
in situ-derived habitats, 6–7
integration testing, 43
iteration and design refinement, 42–43
manufacturing, assembly, and deployment, 44–46
material selection, 41
mission objectives, 38–39
missions, 1–3
for Moon or Mars, 38
orientation and placement, 15
planning and system integration, 40
prefabricated, 4–6
pre-integrated, 3–4
process, 37–38
prototyping, 41–42
requirements gathering, 38–39
role of, 3
systems engineering, 41
testing, 42
thermal control systems, 14
space habitats, xix
cultural and social dynamics, 33
deployment mechanisms and interfaces, 206–212
environmental control and life support systems (ECLSS), 32
ergonomics, 33

human factors in, 33
interfaces and controls, 218–222
interior layout and configuration, 197–206
key considerations in, 31–32
material selection, 190–197
psychological well-being, 33
radiation protection, 32, 212–218
resource utilization, 34–35
space utilization, 33
structural design, 190–197
structural integrity and modularity, 31–32
sustainability, 34–35
thermal regulation, 32
space launch system (SLS), 66, 70, 73–74, 89
spaceports, 433
spacer fabric/flexible polyurethane foam composite sandwiches, 192
Space Shuttle program, 329, 463
Space Station Remote Manipulator System (SSRMS), 376
spacesuit, 84, 115, 179, 180, 181, 209, 327, 434
space tugs, 67–68
space utilization, optimization of
innovative storage solutions, 231–233
space maximization, 230–231
technical specifications, 229
spacewalks, 468
space weather sensors, 178

SpaceX
Dragon, 71
Falcon 9, 66, 70
Falcon Heavy, 89
Raptor, 66
Starship, xxv, 4, 66, 69, 70, 72
spatial arrangement
designing for movement and flow, 240–242
functional zoning, 238–240
spectrometers, 320
SPEs *see* solar particle events (SPEs)
standardization, 369, 382–383
standardized interfaces, 25
star trackers, 167, 319
station-keeping, 168
steam reforming technology, 352
steel alloys, 306
steep slopes, 422
stereo cameras, 325
sterilization
thermal, 290
X-ray, 291
storage
automated storage management, 134, 202–203
extraterrestrial vehicles, 309–313
food, 296–297

innovative solutions, 228, 231–233
modular storage systems, 201–202
multifunctional furniture, 202
thermal energy, 356–358
storm shelter, 18, 172, 174, 176
structural health and monitoring (SHM) systems, 196–197
structural integrity, in microgravity, 31–32, 194–197
flexible and adaptive structures, 195–196
structural health and monitoring, 196–197
structurally dynamic polymers, 404–405
structural penetrations, 157–158
applications, 159–160
design and material considerations, 158
future innovations, 159–160
pressure integrity and safety, 158–159
real-time monitoring, 159
types of, 158
structural resilience, 24–25
suitlocks (SL), 208
suit malfunctions, 468–469
suitports, 208
sulfuric acid, 347, 348
sulfur-regolith concrete, 397
SuperCam, 323–324
Superconducting Shield (SR2S) project, 408
superconductors, 405, 407, 408

surface coatings, 434
surface construction vehicles, 334–335
surface docking, 330
surface mobility systems, 302, 304–331
Avionics and Comms, 318–320
cameras and Lidar, 325–327
chassis and structure, 304–309
EVA suits and crew systems, 327–329
multi-gravity docking, 329–331
power and storage, 309–313
robotics, 320–325
science instruments, 320–325
thermal management, 314–315
utilities transfer, 329–331
wheels and suspension, 315–318
surface modifications, 434
surface transfer, 90, 96
surgical emergencies, 468
suspension systems, 315–318
sustainability, 34–35, 38, 41, 45–46, 74, 88, 103, 107, 128
sustainable hygiene practices, 105
Swiss Cheese Model, 458
symmetrical design, 370–372
system integration, 40, 42, 160

T

team cohesion, 140
Technical University Delft (TUD), 396
technological innovation, 74
technology readiness level (TRL), 360
telemedicine, 467
teleoperation, 111–113, 246, 378
Tensegrital Wheel, 317, 318
tensegrity principles, 1
tensegrity structures, 1, 231
terraforming, 454, 456–458, 500
terrain, 19–20
Tesla, 310
Tethers Unlimited, 395
thermal batteries, 53
thermal blankets, 118–120
thermal conductivity, 77, 155, 314, 315, 404, 406
thermal control, 14–16, 32, 42, 118–120, 385
thermal control units (TCUs), 121
thermal cycling, 151, 278
thermal energy management, 53, 314–315, 354, 357–359
active, 118–121
passive, 118–120
systems, 41, 210
thermal energy storage (TES), 356–358
thermal insulation materials, 122

thermal protection, 147
thermal radiators, 160
thermal regulation, 7, 16, 32
thermal resilience, 24
thermal sterilization, 290
thermal vacuum chambers, 42
thermo-chemical storage (TCS), 358–359
thermochromic smart windows, 272
thermoelectric (TE) generators, 356
thermoplastic materials, 395–396
Thin Film Solar Cells, 27
three-dimensional (3D) carbon structures, 407
3D food printing, 134
3D printing *see* additive manufacturing
time-resolved fluorescence, 324
titanium, 158
titanium alloys, 306, 307
toxic contamination emergency
decontamination, 467
detection and initial response, 466
isolation and containment, 466
protective measures, 466
ventilation and filtration, 466
trade-off analysis, 39
traditional airlocks (AL), 207–208
traditional construction methods, 37

traditional storage methods, 228
training programs, xxii
Transit Habitat (TH), 482, 484
trans-lunar injection (TLI), 95
transportation
landers, 68–69
launching systems, 65–67
launch scenarios, 69–71
to launch site, 89, 94
orbital refueling systems, 71–72
space tugs, 67–68
trapped radiation belts, 170–171
traumatic injuries, management of, 467
triple-redundant systems, 3
truss cores, 192
T2 Treadmill, 113
tube frame chassis, 305–307
tug vehicle, 91, 98
tungsten inert gas (TIG) welding, 386
two-phase heat transfer systems, 77

U

UHF/VHF radios, 319
ultimate burst pressure (UBP) test, 154
ultracapacitors, 312
Ultraflex Solar Arrays, 162

ultra-high-molecular-weight polyethylene (UHMWPE), 19, 25, 143
ultrasonic welding, 376
ultrasound-assisted drying, 288
underfloor storage systems, 232
unibody chassis, 307–308
UN Office for Outer Space Affairs (UNOOSA), 451
unpressurized rovers, 85
urethane resins, 412
Urine Processor Assembly (UPA), 131, 346–349
user restraining systems, 255

V

vacuum, 12, 15–16
vacuum-sealed pouches, 295
Van Allen radiation belts, 170–171
van der Waals forces, 434
Vectran, 386
vehicle assembly building (VAB), 73
ventilation, 106, 265, 466
vibration damping systems, 25
VIPER (Volatiles Investigating Polar Exploration Rover), 425
virtual natural lighting solutions (VNLSs), 273
virtual reality (VR), 9, 106, 180–181, 220, 230, 231, 235, 369
virtual windows, 268, 270–273
visual cues, 242
visual interfaces, 199

voice control systems, 221
voice recognition, 221
volume planning, 134–142
voxels, 379
VR *see* virtual reality (VR)

W

warning devices, 259
waste
collections and hygiene, 104–105
hazardous, 109, 131
liquid, 131
management, 24, 81, 104–105, 108–109, 130–132, 294–296, 351
organic, 108–109
recycling, 81
solid, 130
water
electrolysis, 128
extraction from Martian regolith, 398
purification, 8, 82, 357, 430
for radiation shielding, 410
recovery and management, 346–349
recycling, 16, 23, 82, 129–130, 132, 344
as shielding materials, 214
water-filled elements, 410, 411
water-gas shift reaction, 352, 353

water ice, 404
“waterless” concrete, 397, 399
Water Pump Assembly (WPA), 385
Water Recovery System (WRS), 8, 23, 129
3-Way Modulating Valve (WTMO) units, 385
wearable sensors, 174, 462
welding, 375, 376
wheel-based system, 315–318
Whipple shields, 25, 143
windows, 101, 116
acrylic and polycarbonate, 277
impact resistance, 279
Overview Effect, 276
protection, 145–146
psychological impact of views, 276–277
smart *see* smart windows
structural considerations for, 277–280
and views, 275
virtual, 268, 270–273
wireless power transfer, 26
wireless sensor networks (WSNs), 28
workstations, 228

X

X-band signal, 83
X-ray fluorescence, 322

X-ray sterilization, 291

Z

zoning principles, 40, 238–241

Zvezda Service Module, 385–386, 409

OceanofPDF.com

WILEY END USER LICENSE AGREEMENT

Go to www.wiley.com/go/eula to access Wiley's ebook EULA.

OceanofPDF.com